

EXTENDED CATALOG

2022 EDITION

Table Of Contents

Introduction	3
General Information	3
Assembly Tips	5
Technical Information	13
15 Series	16
T-Slotted Extrusion Profiles	17
Machining Services	24
Fasteners	32
Brackets (Corner Brackets, Joining Plates, 45° Supports)	42
Hinges	69
Linear Motion	83
Accessories	89
Floor-to-Frame (Leveling Feet, Casters, Base Plates)	107
13 Series	117
Casters	118
Leveling Feet	122
Panels/Wire Mesh	123
Accessories	126
Brackets	129
Handles	132
Drawer Slides	135
Structural Shapes	136
Assembly Tools	140
10 Series	141
T-Slotted Extrusion Profiles	142
Machining Services	145
Fasteners	151
Brackets (Corner Brackets, Joining Plates, 45° Supports)	157
Hinges	173
Accessories	185
Floor-to-Frame (Leveling Feet, Casters, Base Plates)	193
40 Series	201
T-Slotted Extrusion Profiles	202
Machining Services	203
Fasteners	209
Brackets	215
Floor-to-Frame	221
Accessories	223
Faz-Tube & Accessories	225
Index	230

Faztek Product Series

Faztek offers extrusions and components in four specific series - 10, 13, 15, 40, and 45. Each series contains a grouping of compatible extrusion profiles, components, accessories and fasteners. The following pages provide a general overview of each product series.

10 Series

10 Series extrusions and components are primarily used for light-weight applications where heavy loads are not applied. Common product uses may include machine guards, small carts, racks, end of arm tooling, testing equipment and much more.

All 10 Series extrusion profiles share these characteristics:

- Based on 1.00" increments
- 0.25" T-slot opening
- 0.50" center line
- Both smooth and alignment groove profiles available

15 Series

15 Series extrusions and components are the most popular within the Faztek product line-up. Common product uses may include machine guards, perimeter guards, machine bases, testing equipment, conveyors, work stations, mezzanines, material handling units and much more.

All 15 Series extrusion profiles share these characteristics:

- Based on 1.50" increments
- 0.315" or 0.320" T-slot opening
- 0.75" center line
- Both smooth and alignment groove profiles available

Prefix	Category
10AC	Accessories
10BP	Base Plates
10CB	Corner Brackets
10EX	Grooved Extrusions
10FA	Fasteners
10FAC	Fastener Combos
10FF	Floor-To-Frame
10HI	Hinges
10JP	Joining Plates/Strips
10LM	Linear Motion
10MA	Machining Service
10MFA	Metric Fasteners
10QE	Smooth Extrusions
10SP	Supports
10SS	Structural Shapes

Prefix	Category
15AC	Accessories
15BP	Base Plates
15CB	Corner Brackets
15EX	Grooved Extrusions
15FA	Fasteners
15FAC	Fastener Combos
15FF	Floor-To-Frame
15HI	Hinges
15JP	Joining Plates/Strips
15LM	Linear Motion
15MA	Machining Service
15MFA	Metric Fasteners
15QE	Smooth Extrusions
15SP	Supports
15SM	Smooth Extrusions
15SS	Structural Shapes

40 Series

40 Series extrusions and components are based on metric units. This series is also commonly used for applications such as partitions, work stations and many others.

All 40 Series extrusion profiles share these characteristics:


- Based on 40mm
- 8.13mm T-slot opening
- 20mm center line
- Smooth surface profile (no alignment grooves)

Prefix	Category
40AC	Accessories
40BP	Base Plates
40CB	Corner Brackets
40FA	Fasteners
40FF	Floor-To-Frame
40HI	Hinges
40JP	Joining Plates/Strips
40QE	Smooth Extrusions
40SP	Supports

Grooved vs. Smooth Extrusion Profiles


Faztek offers T-slotted aluminum extrusion in the smooth profile. Although both types are functionally the same, there are certain instances where a smooth profile may suit your application better than a grooved profile, and vice versa.

Smooth profiles are great for use in highly visual applications such as trade show displays, marketing displays, and advertising units. Other applications where cleanliness is a high priority are also best suited with smooth profiles, since there are no grooves to collect dust and debris. Some examples may include markets such as food, medical, agricultural and other similar industries.



The Use of Metric Fasteners with Fractional Extrusion Profiles

Using metric assembly tools? Accustomed to metric fasteners? Faztek offers a large selection of metric fasteners and T-nuts which are compatible with all of our T-Slotted extrusions, even fractional profiles!



Choose from metric:

- Screws
- Bolts
- Anchor Fasteners
- End Fasteners
- T-nuts

General Assembly Terms & Tips

When assembling projects with Faztek extrusions and components, it is very important to “think ahead” and plan before starting your project. The time it takes to assemble depends greatly on the size and scope of your project; however a quick overview and basic planning can reduce time and eliminate the need to rework certain steps.

Pre-Loading

Pre-loading is a term used when describing a part (bracket, plate, etc.) which has been “loaded” with fasteners, usually a combination of screws and t-nuts. This is an important step which can save you time when assembling your project.

Pre-load Fasteners



Slide Pre-Loaded Part into T-Slot



Double and Triple T-nuts

When possible, use double or triple economy T-nuts to save time and increase efficiency. These styles of T-nuts are not suitable for all applications, so look for the “FAST assembly” icons throughout the catalog for recommendations.

Double Economy T-Nut



Triple Economy T-nut



Captive T-Slots

Captive T-Slots are extrusion T-slots which have been closed off on each side due to the addition of other extrusions, accessories or any other component. It is important that you think ahead when assembling your project to avoid closing a T-slot which must be open to accept additional fasteners and components. This is especially important when using T-nuts other than the drop-in style, which can be added to a captive T-slot. If using standard T-nuts, you may want to have a few extra drop-in T-nuts on hand in case of an “emergency” for quick fixes.

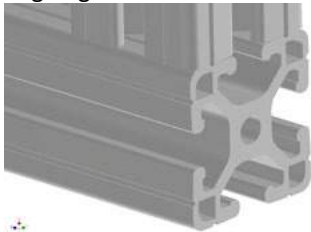
Captive T-Slot
(no access from sides)



Aligning Extrusions

Aligning extrusions properly ensures a clean aesthetic look and proper assembly. When connecting extrusions, align the grooves on each profile to make a clean 90° connection. Grooves are not available on all profiles.

Aligning Extrusions with Grooves



Ball End Allen Wrench

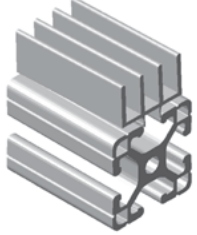
When assembling extrusions using anchor fasteners, use a ball end allen wrench to allow tightening at an angle.



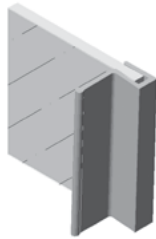
Soft Face Mallet Use

Use a soft face mallet when installing the following accessories:


Door Track




Panel Stiffener




U-Shaped Panel Gasket



T-Slot Cover



Wire Edging




Proper Torque

To get proper torque on fasteners, use an “L” wrench and a cheater pipe for greater leverage.



Panel Installation

Before installing panels with a protective covering, cut back the film approximately one inch around the perimeter to temporarily protect from scratches.




Rubber Gasket

When installing rubber panel gasket, start and finish with a 45° cut. Also snip the back surface when continuing through corners.



Rubber Door Seal

When installing rubber door seal, start one side in the T-slot and work your way toward the other end. Push firmly to ensure a proper fit.



General Assembly Instructions

The following instructions are to assist you in assembling your projects. Below you will find detailed information on how to assemble each type of fastening and method and basic accessories.

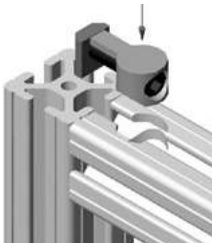
To see similar type applications in the completed state, go to www.faztek.net. For any questions or additional information, contact the Faztek Inside Sales Team at 260-482-7544 or send an email to insidesales@faztek.net.

Basic Order of Operations

1. Print and organize drawings and bill of materials
2. Unpack project
3. Organize product:
 - a. Bars in order according to the tag numbers
 - b. Panels in order according to the tag numbers
 - c. Parts grouped by part type
4. Pre-load all brackets and plates

Anchor Fasteners

Anchor Fastener: Barrel fastener to be used in conjunction with the counterbore machining service.



Tools needed:

- 15 series: 13TL1202 - 1/4" ball end t-handle allen wrench
- 10 series: 13TL1201 - 3/16" ball end t-handle allen wrench

Assembly instructions using anchor fasteners:

1. Align the two extrusions at a 90° angle
2. Drop the anchor into the counterbore on one extrusion and the connected t-nut in the slot of the other extrusion
3. Position extrusions and tighten fasteners

End Fasteners

End Fastener: Screw & butterfly clip combination used to create a non-rotating 90deg connection. To be used in conjunction with tapping and access hole machining services.



Tools needed:

- 15 series: 13TL1201 - 3/16" ball end t-handle allen wrench
- 10 series: 13TL1203 - 5/32" ball end t-handle allen wrench

Assembly instructions using end fasteners:

1. Put the bolt thru the clip and thread into the tapped extrusion
2. Join the two extrusions by sliding the end fastener into the T-Slot of the mating extrusion
 - a. Be sure the access hole is aligned with the bolt head to allow access for the tool
3. Tighten fastener with tool thru the access hole

T-Anchor Fasteners

T-Anchor Fastener: Barrel fastener to be used in conjunction with the counterbore machining service for "SM" type material only.



Tools needed:


- 15 series: 13TL1201 - 3/16" ball end t-handle allen wrench

Assembly instructions using t-anchor fasteners:

1. Insert barrel into the counterbore of one extrusion
2. Insert the "T" bar w/ spring into the extrusion hole
3. Position extrusions and tighten fasteners

Machiningless Fasteners

Machiningless Fastener: A mating block to allow two extrusions to be joined without machining.



Tools needed:

- 13TL1201 - 3/16" ball end t-handle allen wrench
- 13TL1203 - 5/32" ball end t-handle allen wrench
- 3/8" drive socket wrench w/ 1/2" socket

Assembly instructions using machiningless fasteners:

1. Drop self tapping bolt into counterbore on plate and attach to one end of extrusion
2. Align the two extrusions at a 90deg angle
3. Drop bolt and t-nut into counterbore on plate and tighten bolt

General Assembly Instructions

Corner Brackets / Gussets

Corner Brackets / Gussets: Machined bracket to join two extrusions in the corner of the profiles.



Tools needed:

- 15 series: 13TL1201 - 3/16" ball end t-handle allen wrench
- 10 series: 13TL1203 - 5/32" ball end t-handle allen wrench

Assembly instructions using corner brackets & gussets:

1. Insert screw thru bracket and thread slightly into t-nut
2. Slide bracket with loaded hardware into the slot of the extrusion
3. Align to desired position and tighten fasteners

Joining Plates

Joining Plates: Machined plate to join two extrusions on the face of the profiles.



Tools needed:

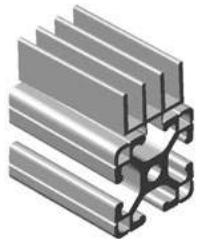
- 15 series: 13TL1201 - 3/16" ball end t-handle allen wrench
- 10 series: 13TL1203 - 5/32" ball end t-handle allen wrench

Assembly instructions using joining plate:

1. Insert screw thru bracket and thread slightly into t-nut
2. Slide bracket with loaded hardware into the slot of the extrusion
3. Align to desired position and tighten fasteners

Door Tracks

Door Track: A profile that snaps into an extrusion T-Slot creating mini-slots for sliding doors.



Tools needed:


- Rubber mallet

Assembly instructions using door tracks:

1. Set the track over the T-Slot of the desired extrusion
 - a. Door track with bumps in the track are lower and the track without bumps is the upper
2. Start from one end and pound in with a rubber mallet

Panel Stiffener

Panel Stiffener: An aluminum profile that snaps on the edge of a plastic panel to improve the rigidity, as well as an option for a built in handle.



Tools needed:


- Rubber mallet

Assembly instructions using panel stiffener:

1. Set the stiffener over the edge of the panel
2. Start from one end and pound onto the panel with a rubber mallet

Panel Gasket

Panel Gasket: Molded rubber used to wedge the plastic panel against the T-Slot to prevent rattling.



Tools needed:


- Cutter

Assembly instructions using panel gasket:

1. Set the small section of the gasket and press it into the start of one side of the panel with the top of the gasket angled up against the panel.
 - a. Gasket is to be installed on the outside of the guard
2. Press the gasket in all the way along the side
3. Snip the back of the gasket to turn the corner and continue along the remaining sides

U-Shaped Panel Gasket

U-Shaped Panel Gasket: Molded plastic used to wedge the plastic panel in the T-Slot to prevent rattling.



Tools needed:

- Cutter
- Rubber Mallet

Assembly instructions using u-shaped panel gasket:

1. Cut the gasket to the length of the given extrusion
2. Press into the T-Slot of the extrusion
3. Set panel over the gasket and pound in with a rubber mallet

T-Slot Cover

T-Slot Cover: Molded plastic used to cover the T-Slot to keep dirt out or to give a clean, smooth look.



Tools needed:


- Cutter
- Rubber Mallet

Assembly instructions using t-slot cover:

1. Cut the cover to the length of the given extrusion
2. Press into one side of the T-Slot of the extrusion
3. Press or pound the cover all the way to the other end of the profile

Wire Edging

Wire Edging: A rubber coated metal used to form on the edge of a sharp edge of a plastic or wire panel.



Tools needed:

- Cutter

Assembly instructions using wire edging:

1. Cut the wire edging to the length of the panel or the opening being edged
2. Press onto one end of the panel or the opening being edged
3. Press the edging on the rest of the panel or the opening being edged

Door Seal

Door Seal: Molded rubber used to create a seal between a door and the door jams.



Tools needed:


- Cutter

Assembly instructions using door seal:

1. Cut the seal to the length of the given extrusion
2. Press into one side of the T-Slot of the extrusion
3. Press the seal all the way to the other end of the profile

Panel Retainers

Panel Retainers: “S” shaped bracket used to add additional stiffness and security to a plastic panel.



Tools needed:

- 15 series: 13TL1201 - 3/16” ball end t-handle allen wrench
- 10 series: 13TL1203 - 5/32” ball end t-handle allen wrench

Assembly instructions using panel retainer:

1. Cut the seal to the length of the given extrusion
2. Press into one side of the T-Slot of the extrusion
3. Press the seal all the way to the other end of the profile

Mesh Retainers

Mesh Retainers: “S” shaped bracket used to add additional stiffness and security to a mesh panel.



Tools needed:

- 15 series: 13TL1201 - 3/16” ball end t-handle allen wrench
- 10 series: 13TL1203 - 5/32” ball end t-handle allen wrench

Assembly instructions using panel retainer:

1. Insert screw thru hole of upper hole in bracket and thread slightly into t-nut
2. Slide bracket with loaded hardware into the T-Slot of the extrusion
3. Position slotted hole of retainer with an open square in the wire panel
4. While holding the backing plate against the back of the mesh panel, insert bolt thru the slotted hole of the retainer and thread into the backing plate

Technical Data

Drop-Lock Feature

Faztek's T-Slotted aluminum extrusion profiles contain a slight taper from the extrusion face to the T-Slot center. This taper, called the "drop-lock", allows the extrusion to be drawn up to the mating surface causing it to act as a lock washer.

Extrusion	Angle
"SM" Prefix Profiles	1.0°
"EX" Prefix Profiles	2.0°
"QE" Prefix Profiles	2.2°

"SM" Profiles



"EX" Profiles



"QE" Profiles



Extrusion Specifications

Tensile Strength.....	The point at which the material fractures - T6 = 30,000 psi minimum
Density.....	0.10 lb/in ³
Yield Strength.....	The point at which the material stretches - T6 = 25,000 psi minimum
Elongation.....	The difference between tensile and yield strength (how the material stretches) Elongation A10 (material up to .124 thick = 8%) Elongation A5 (material greater than .124 thick = 10%)
Rockwell hardness (Webster).....	E scale of E50
Flatness.....	.004" x W" (width of part)
Straightness.....	.010" x measured length (ft.)
Twist.....	(measured in degrees) 10EX1010 = 1 x measured length (ft.) All other profiles larger than 10EX1010 = .500 x measured length (ft.)
Alloy F25.....	Consists of aluminum, magnesium and silicon
Modulus of Elasticity.....	10,000,000 lbs/sq in.

Melting point of 6063-T6 aluminum is between 1140° F and 1210° F
6063-T6 aluminum begins to soften at 400° F. Once aluminum is softened, it remains in that state.

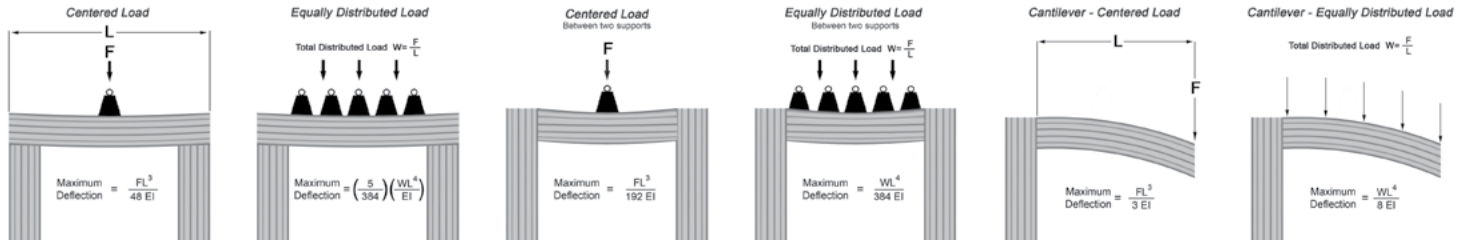
Saw Blade / Coolant Recommendation

The recommended blade for cutting T-slotted aluminum extrusions is a high-speed steel blade with carbide tipped teeth. The tip configuration should either be a triple chip or double chip tooth design. The recommended number of teeth on a blade is between 60 and 72. When cutting aluminum, the blade must be cooled for the purpose of finish as well as blade loading. Vegetable oil based coolant is recommended.

Let Faztek cut your extrusions!

- Cut to any length with a tolerance of +/- .015"
- Clean, precise cuts
- Extrusions are washed and deburred after cutting

Extrusion Deflection Information




Legend	
L = length of extrusion (in)	W = weight of load (lbs)
E = modulus of elasticity (10,000,000)	D = deflection (in)
I = moment of inertia (given in extrusion tables for each profile in catalog)	

Pressurizing the Center Cavity

Use the following values to calculate the area in cu/in. when pressurizing the center cavity of an extrusion.

Extrusion	Value
10EX1020	0.375 sq/in
10EX2020	1.587 sq/in
15EX1530	0.814 sq/in
15EX3030	3.626 sq/in
15EX3060	Use formula above for each cavity
Volume (cu/in) = constant value (sq/in) x length of extrusion	



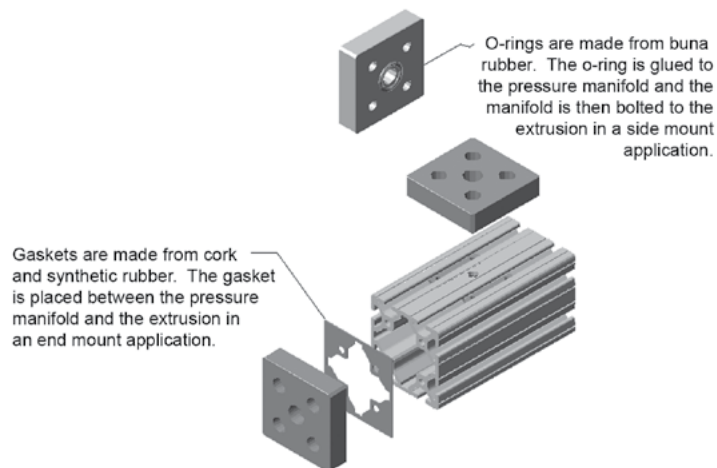
Example:

What is the area for a 15EX3030 measuring 32.00 long?

Volume (cu/in) = 3.626 x 32.00

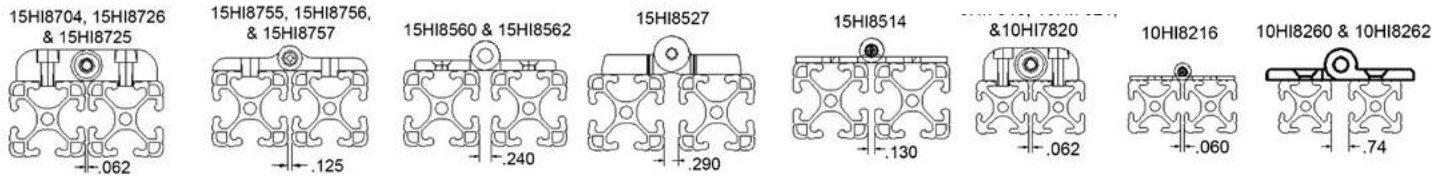
Volume (cu/in) = 116.032 cu/in

The center cavities of some T-slotted extrusions can be pressurized up to **150 p.s.i** - creating a clean, integrated pressure manifold. Connect valves, actuators, air lines for tools and much more directly to your work bench or workstation.

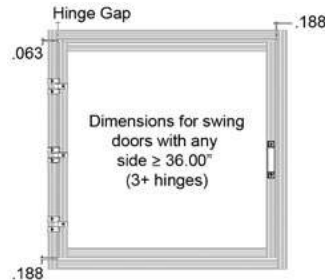
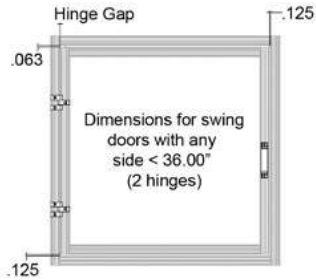


Door Sizing Calculations

When designing a door with hinges, please use the following information to ensure proper fitting.



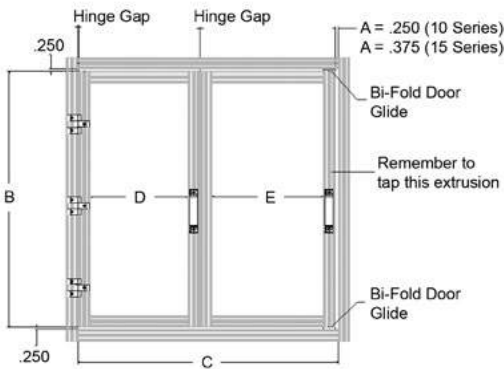
Standard Swing Door



Legend

- A = Open End Door Gap
- B = Inside Frame Dimensions (height)
- C = Inside Frame Dimensions (width)
- D = Narrow Door
- E = Wide Door
- F = 1.125 (10 series); 1.75 (15 Series)
- G = Extrusion Width

Bi-Fold Doors



Legend

- A = Open End Door Gap
- B = Inside Frame Dimensions (height)
- C = Inside Frame Dimensions (width)
- D = Narrow Door
- E = Wide Door
- F = 1.125 (10 series); 1.75 (15 Series)
- G = Extrusion Width

$$\text{Narrow Door (D): } D = \frac{C - (\text{Hinge Gap} + \text{Hinge Gap} + A + F)}{2} - (G \times 2)$$


$$\text{Wide Door (E): } E = D + F$$

Once D & E are found

$$E + 1.5 = \text{wide Door (E)} \quad D - 1.5 = \text{Narrow Door (D)}$$

SECTION 1

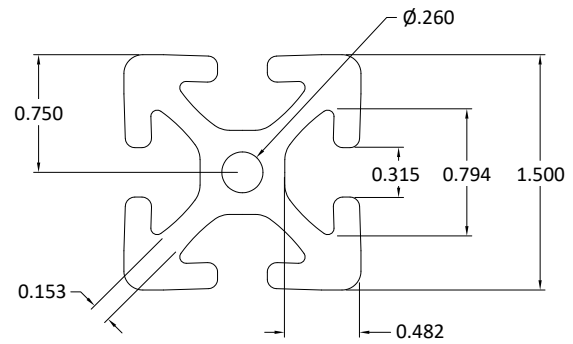

15 SERIES EXTRUSION



15QE1515

1.5" X 1.5" T-SLOTTED ALUMINUM EXTRUSION - SMOOTH

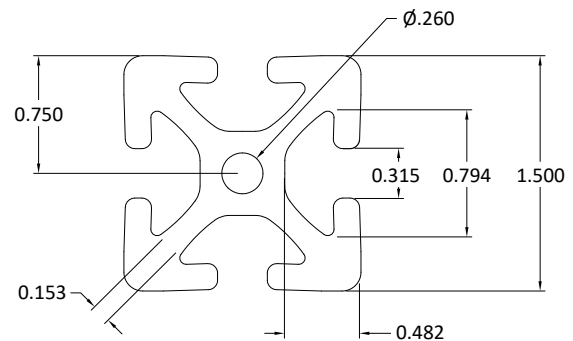

15QE1515 T-SLOTTED EXTRUSION	
MATERIAL	6063-T6
FINISH	CLEAR ANODIZE
WEIGHT PER FOOT	1.406 LBS
STOCK LENGTHS	145" +/- .125
	194" +/- .125
	294" +/- .125
MOMENT OF INERTIA	IX = .2671" ⁴
	IY = .2671" ⁴
ESTIMATED AREA	1.193 SQ. IN.



15QE1515-BLK

1.5" X 1.5" T-SLOTTED ALUMINUM EXTRUSION - SMOOTH

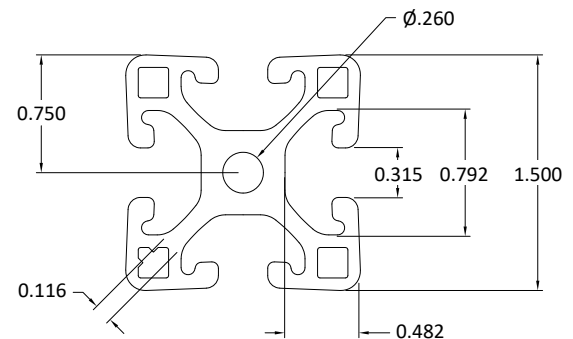

15QE1515 T-SLOTTED EXTRUSION	
MATERIAL	6063-T6
FINISH	BLACK ANODIZE
WEIGHT PER FOOT	1.406 LBS
STOCK LENGTHS	145" +/- .125
MOMENT OF INERTIA	IX = .2671" ⁴
	IY = .2671" ⁴
ESTIMATED AREA	1.193 SQ. IN.



15QE1515L

1.5" X 1.5" LITE T-SLOTTED ALUMINUM EXTRUSION - SMOOTH

15QE1515L T-SLOTTED EXTRUSION	
MATERIAL	6063-T6
FINISH	CLEAR ANODIZE
WEIGHT PER FOOT	1.114 LBS
STOCK LENGTHS	97" +/- .125
	145" +/- .125
	194" +/- .125
MOMENT OF INERTIA	IX = .1994" ⁴
	IY = .1994" ⁴
ESTIMATED AREA	0.9473 SQ. IN.

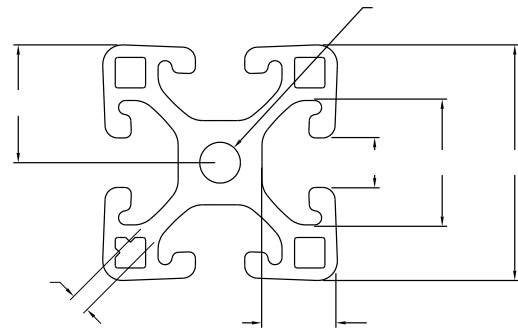


15 SERIES EXTRUSION

15QE1515L-BLK

1.5" X 1.5" LITE T-SLOTTED ALUMINUM EXTRUSION - SMOOTH

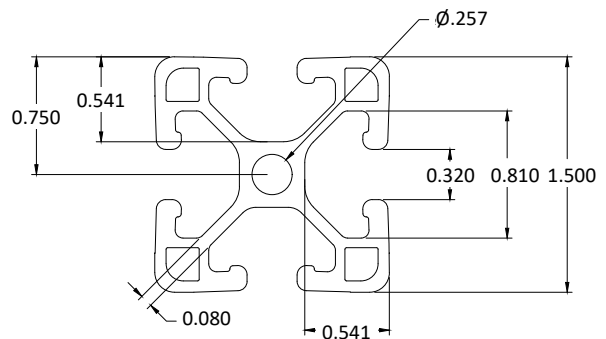
15QE1515L T-SLOTTED EXTRUSION	
MATERIAL	6063-T6
FINISH	BLACK ANODIZE
WEIGHT PER FOOT	1.114 LBS
STOCK LENGTHS	145" +/- .125
MOMENT OF INERTIA	IX = .1994" ⁴ IY = .1994" ⁴
ESTIMATED AREA	0.9473 SQ. IN.



15QE1515UL

1.5" X 1.5" ULTRA-LITE T-SLOTTED ALUMINUM EXTRUSION - SMOOTH

15QE1515UL T-SLOTTED EXTRUSION	
MATERIAL	6063-T6
FINISH	CLEAR ANODIZE
WEIGHT PER FOOT	1.090 LBS
STOCK LENGTHS	97" +/- .125 145" +/- .125 194" +/- .125
MOMENT OF INERTIA	IX = .1802" ⁴ IY = .1802" ⁴
ESTIMATED AREA	0.781 SQ. IN.



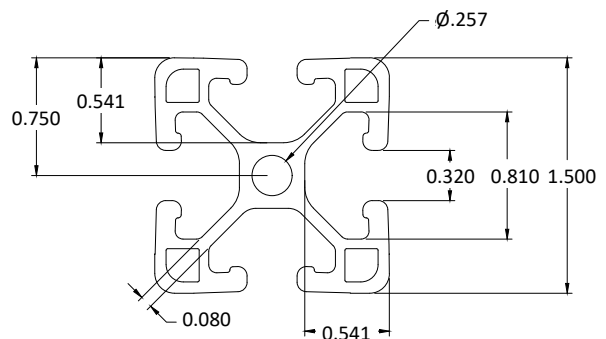
Not recommended for use with:

- Drop-in t-nuts w/ alignment ball
- Drop-in t-nuts w/ set screw
- U-shaped panel gasket
- Leveling feet with thread larger than 5/16-18

15QE1515UL-BLK

1.5" X 1.5" ULTRA-LITE T-SLOTTED ALUMINUM EXTRUSION - SMOOTH

15QE1515UL T-SLOTTED EXTRUSION	
MATERIAL	6063-T6
FINISH	BLACK ANODIZE
WEIGHT PER FOOT	1.090 LBS
STOCK LENGTHS	145" +/- .125
MOMENT OF INERTIA	IX = .1802" ⁴ IY = .1802" ⁴
ESTIMATED AREA	0.781 SQ. IN.



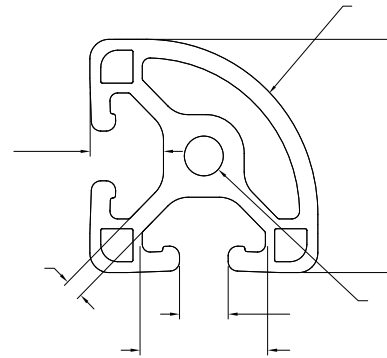

Not recommended for use with:

- Drop-in t-nuts w/ alignment ball
- Drop-in t-nuts w/ set screw
- U-shaped panel gasket
- Leveling feet with thread larger than 5/16-18

15QE1517L

1.5" X 1.5" LITE QUARTER ROUND T-SLOTTED ALUMINUM EXTRUSION - SMOOTH

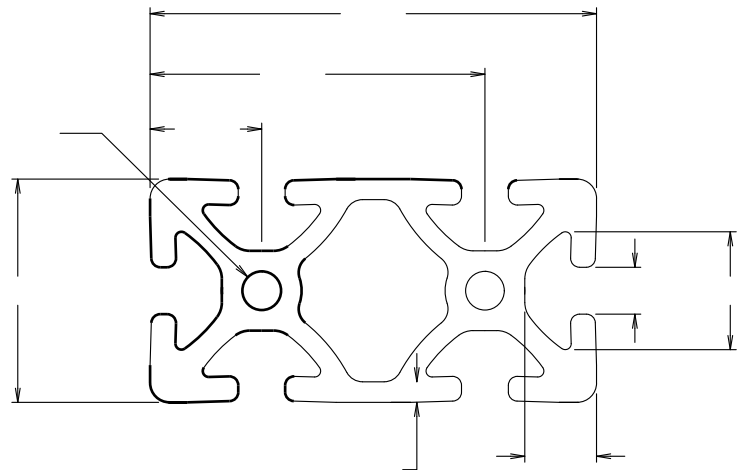
15QE1517L T-SLOTTED EXTRUSION	
MATERIAL	6063-T6
FINISH	CLEAR ANODIZE
WEIGHT PER FOOT	0.998 LBS
STOCK LENGTHS	242" +/- .125
MOMENT OF INERTIA	IX = .1659" ⁴
	IY = .1657" ⁴
ESTIMATED AREA	0.8324 SQ. IN.



15QE1530

1.5" X 3.0" T-SLOTTED ALUMINUM EXTRUSION - SMOOTH

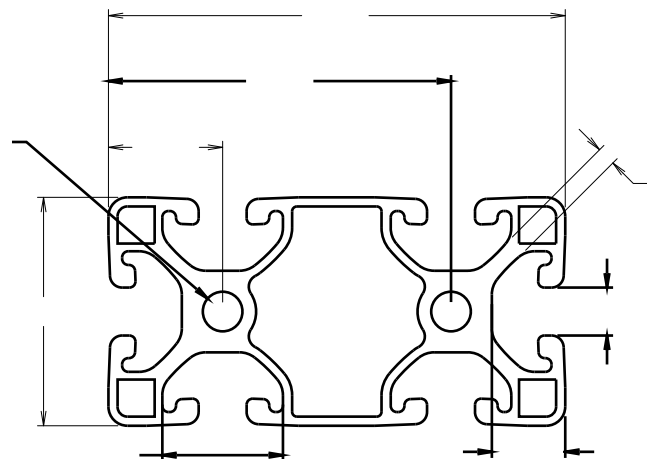

15QE1530 T-SLOTTED EXTRUSION	
MATERIAL	6063-T6
FINISH	CLEAR ANODIZE
WEIGHT PER FOOT	2.397 LBS
STOCK LENGTHS	145" +/- .125
	194" +/- .125
MOMENT OF INERTIA	IX = .4839" ⁴
	IY = 1.8660" ⁴
ESTIMATED AREA	2.038 SQ. IN.



15QE1530L

1.5" X 3.0" LITE T-SLOTTED ALUMINUM EXTRUSION - SMOOTH

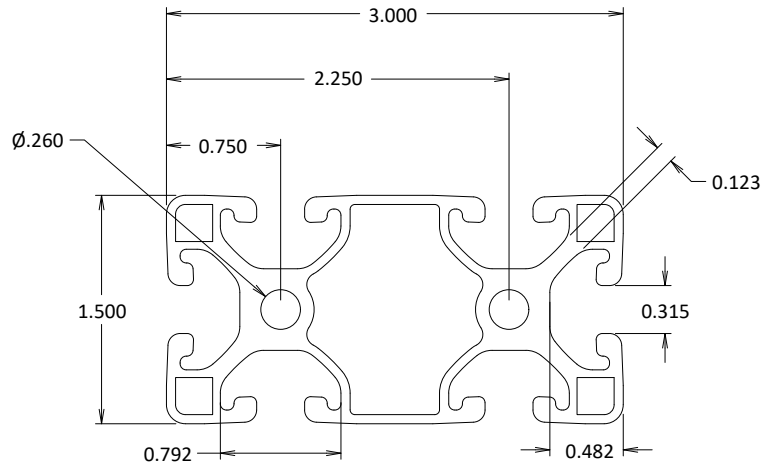
15QE1530L T-SLOTTED EXTRUSION	
MATERIAL	6063-T6
FINISH	CLEAR ANODIZE
WEIGHT PER FOOT	1.616 LBS
STOCK LENGTHS	145" +/- .125
MOMENT OF INERTIA	IX = .3046" ⁴
	IY = 1.2847" ⁴
ESTIMATED AREA	1.3742 SQ. IN.



15QE1530L-BLK

1.5" X 3.0" LITE T-SLOTTED ALUMINUM EXTRUSION - SMOOTH

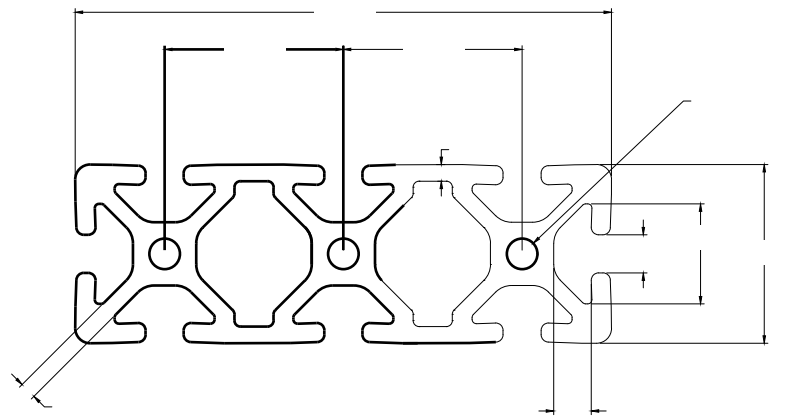

15QE1530L T-SLOTTED EXTRUSION	
MATERIAL	6063-T6
FINISH	BLACK ANODIZE
WEIGHT PER FOOT	1.616 LBS
STOCK LENGTHS	145" +/- .125
	194" +/- .125
	294" +/- .125
MOMENT OF INERTIA	IX = .3046" ⁴
	IY = .12847" ⁴
ESTIMATED AREA	1.3742 SQ. IN.



15QE1545

1.5" X 4.5" T-SLOTTED ALUMINUM EXTRUSION - SMOOTH

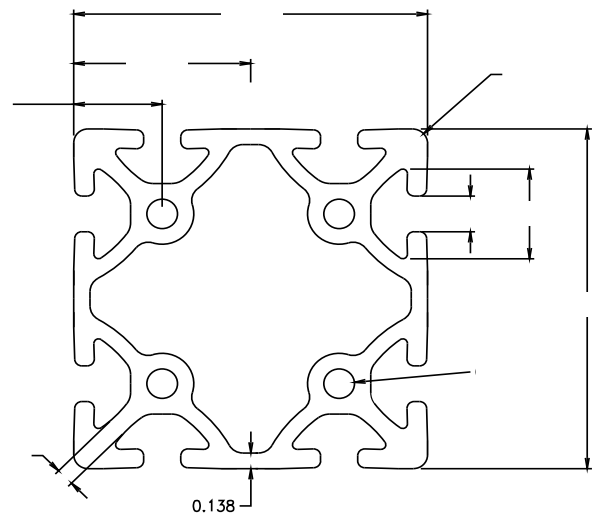

15QE3030 T-SLOTTED EXTRUSION	
MATERIAL	6063-T6
FINISH	CLEAR ANODIZE
WEIGHT PER FOOT	3.611 LBS
STOCK LENGTHS	194" +/- .125
MOMENT OF INERTIA	IX = 3.21130" ⁴
	IY = 3.21130" ⁴
ESTIMATED AREA	3.0704 SQ. IN.



15QE3030

3.0" X 3.0" T-SLOTTED ALUMINUM EXTRUSION - SMOOTH

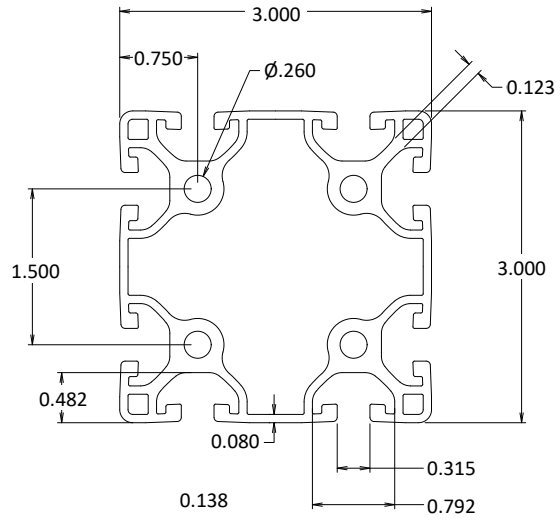

15QE3030 T-SLOTTED EXTRUSION	
MATERIAL	6063-T6
FINISH	CLEAR ANODIZE
WEIGHT PER FOOT	3.611 LBS
STOCK LENGTHS	145" +/- .125
	194" +/- .125
MOMENT OF INERTIA	IX = 3.21130" ⁴
	IY = 3.21130" ⁴
ESTIMATED AREA	3.0704 SQ. IN.



15QE3030L

3.0" X 3.0" LITE T-SLOTTED ALUMINUM EXTRUSION - SMOOTH

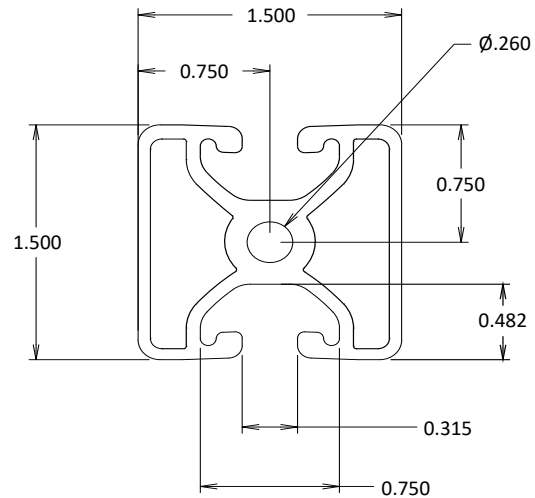

15QE3030L T-SLOTTED EXTRUSION	
MATERIAL	6063-T6
FINISH	CLEAR ANODIZE
WEIGHT PER FOOT	2.559 LBS
STOCK LENGTHS	145" +/- .125
	194" +/- .125
MOMENT OF INERTIA	IX = 2.3941" ⁴
	IY = 2.3941" ⁴
ESTIMATED AREA	2.2953 SQ. IN.



15QE1515L

1.5" X 1.5" LITE 180° BI-SLOT ALUMINUM EXTRUSION - SMOOTH

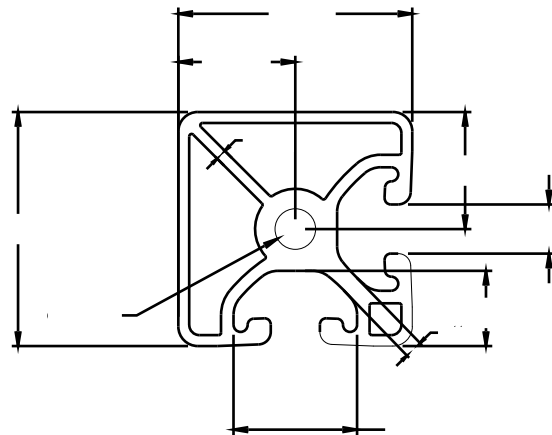
15QE1515L T-SLOTTED EXTRUSION	
MATERIAL	6063-T6
FINISH	CLEAR ANODIZE
WEIGHT PER FOOT	1.298 LBS
STOCK LENGTHS	145" +/- .125
MOMENT OF INERTIA	IX = .1780" ⁴
	IY = .1780" ⁴
ESTIMATED AREA	0.810 SQ. IN.



15QEB1515L

1.5" X 1.5" LITE 90° BI-SLOT ALUMINUM EXTRUSION - SMOOTH

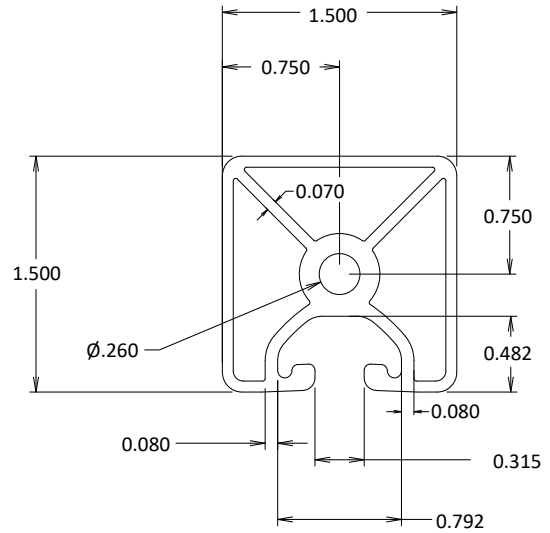

15QEB1515L T-SLOTTED EXTRUSION	
MATERIAL	6063-T6
FINISH	CLEAR ANODIZE
WEIGHT PER FOOT	1.298 LBS
STOCK LENGTHS	145" +/- .125
MOMENT OF INERTIA	IX = .2450" ⁴
	IY = .2450" ⁴
ESTIMATED AREA	1.075 SQ. IN.



15QEM1515L

1.5" X 1.5" LITE MONO-SLOT ALUMINUM EXTRUSION - SMOOTH

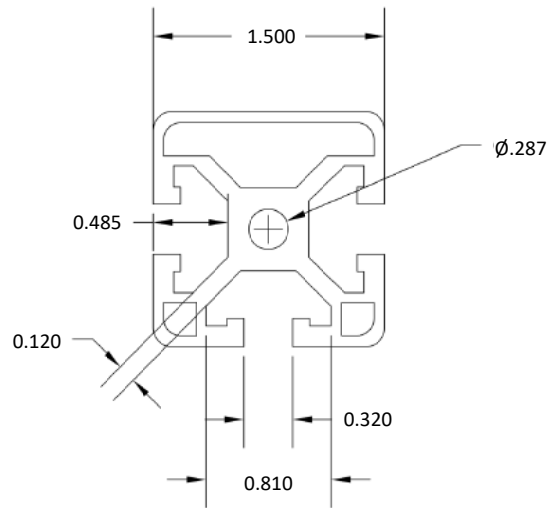

15QEM1515L T-SLOTTED EXTRUSION	
MATERIAL	6063-T6
FINISH	CLEAR ANODIZE
WEIGHT PER FOOT	1.288 LBS
STOCK LENGTHS	145" +/- .125
MOMENT OF INERTIA	IX = .1715" ⁴
	IY = .1675" ⁴
ESTIMATED AREA	0.7502 SQ. IN.



15QET1515L

1.5" x 1.5" LITE T-SLOTTED ALUMINUM EXTRUSION - SMOOTH

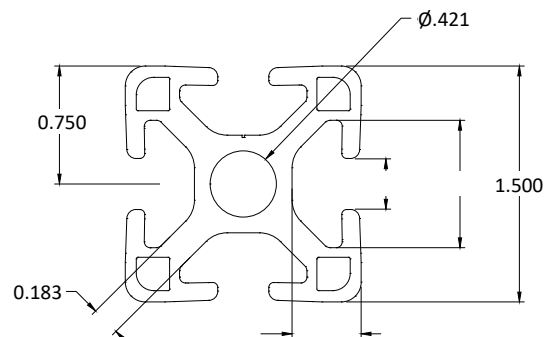
15QE3060 T-SLOTTED EXTRUSION	
MATERIAL	6063-T6
FINISH	CLEAR ANODIZE
WEIGHT PER FOOT	1.080 LBS
STOCK LENGTHS	145" +/- .125
MOMENT OF INERTIA	IX = 5.6622" ⁴
	IY = 19.4631" ⁴
ESTIMATED AREA	5.567 SQ. IN.



15SM1515L


1.5" x 1.5" LITE SMOOTH T-SLOTTED ALUMINUM EXTRUSION

15SM1515L T-SLOTTED EXTRUSION	
MATERIAL	6063-T6
FINISH	CLEAR ANODIZE
WEIGHT PER FOOT	1.117 LBS
STOCK LENGTHS	97" +/- .125
	145" +/- .125
MOMENT OF INERTIA	IX = 0.200" ⁴
	IY = 0.200" ⁴
ESTIMATED AREA	.0950 SQ. IN.



SECTION 2

15 SERIES MACHINING



15 SERIES MACHINING

Extrusion Cut-to-Length Service

Faztek can accurately cut your extrusions to the length you request. Ordering is simple - just specify the type, quantity and length of the extrusions you require.

Service No.	Description
15MA9006	CUT SERVICE FOR 1.5" X 1.5" EXTRUSIONS
15MA9007	CUT SERVICE FOR 1.5" X 3.0" EXTRUSIONS
15MA9011	CUT SERVICE FOR 1.5" X 4.5" EXTRUSIONS
15MA9008	CUT SERVICE FOR 3.0" X 3.0" EXTRUSIONS
15MA9009	CUT SERVICE FOR 3.0" X 6.0" EXTRUSIONS



Advantages:

- High-precision equipment
- Tolerance of +/- .015"
- Squareness = .002" per inch

Extrusion End Tap Service

Tapping the end of extrusions adds flexibility to your project. Attach casters, leveling feet, end fasteners, plates and much more quickly and easily with minimal hardware.

Service No.	Description
5/16-18 SIZE TAP SERVICES (Depth 0.75")	
15MA9050	TAP FOR 1.5" X 1.5" (EX/QE PROFILES)
15MA9051	TAP FOR 1.5" X 3.0" (EX/QE PROFILES)
15MA9046	TAP FOR 1.5" X 4.5" (EX PROFILES)
15MA9052	TAP FOR 3.0" X 3.0" (EX/QE PROFILES)
15MA9054	TAP FOR 3.0" X 6.0" (EX/QE PROFILES)
5/16-18 SIZE TAP SERVICES (Depth 1.25")	
15MA9020	TAP FOR 1.5" X 1.5" (EX/QE PROFILES)
15MA9021	TAP FOR 1.5" X 3.0" (EX/QE PROFILES)
15MA9022	TAP FOR 3.0" X 3.0" (EX/QE PROFILES)
15MA9023	TAP FOR 1.5" X 4.5" (EX PROFILES)
15MA9024	TAP FOR 3.0" X 6.0" (EX/QE PROFILES)
3/8-16 SIZE TAP SERVICE (Depth 0.75")	
15MA9059	TAP FOR 1.5" X 1.5" (EX/QE PROFILES)
7/16-14 SIZE TAP SERVICE (Depth 0.75")	
15MA9053	TAP FOR 1.5" X 1.5" (EX/QE PROFILES)
M8 X 1.25 SIZE TAP SERVICES (Depth 0.75")	
15MA9056	TAP FOR 1.5" X 1.5" (EX/QE PROFILES)
15MA9057	TAP FOR 1.5" X 3.0" (EX/QE PROFILES)
15MA9047	TAP FOR 1.5" X 4.5" (EX PROFILES)
15MA9058	TAP FOR 3.0" X 3.0" (EX/QE PROFILES)
15MA9055	TAP FOR 3.0" X 6.0" (EX/QE PROFILES)
1/2-13 SIZE TAP SERVICES (Depth 0.75")	
15MA9077	TAP FOR 1.5" X 1.5" (SM PROFILES)
M12 X 1.75 SIZE TAP SERVICES (Depth 0.75")	
15MA9040	TAP FOR 1.5" X 1.5" (SM PROFILES)



Tap services are per end of extrusion

15FA3620



1/2-13 threaded insert for 'SM' profiles reduces bore size to 5/16-18 thread, accepting additional casters and leveling feet.

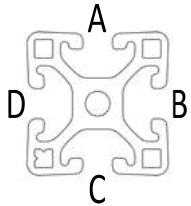
T-Anchor Fastener Counterbore Service

T-Anchors are only for use with the 'SM' extrusion profiles. These profiles have a larger center bore to accept the T-Anchor fastener. This counterbore service must be applied when using the T-Anchor fastening method.

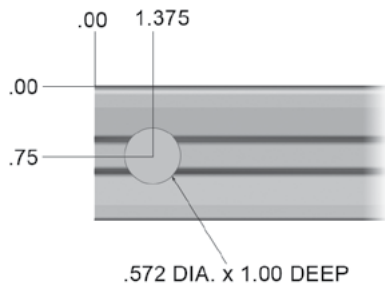
Service No.	Description
15MA9074	T-ANCHOR COUNTERBORE SERVICE (SM PROFILES)

See page 36 for fastener information

Service Locations - Please specify when ordering




Counterbore Detail



*Service is per location.

For use with:




15FAC3890 - T-Anchor Fastener

15 SERIES MACHINING

Anchor/Butt Fastener Counterbore Service

Anchor Fasteners provide a strong and adjustable connection method for aluminum extrusions. Butt fasteners are similar, using the same service but connect two extrusions together to extend the length.

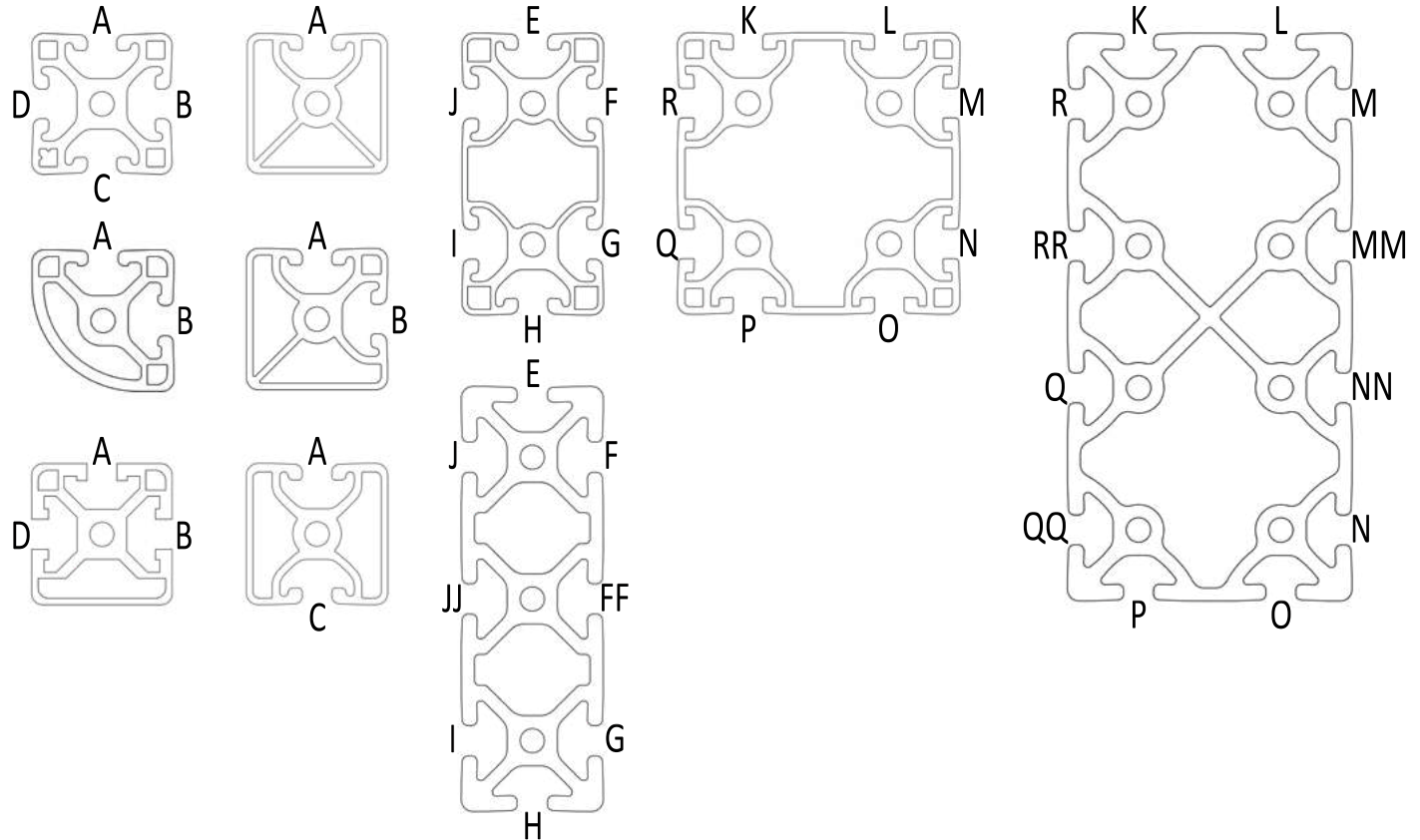
- Very strong connection method
- Tolerance on counterbores is +/- .015"
- Clean, flush appearance



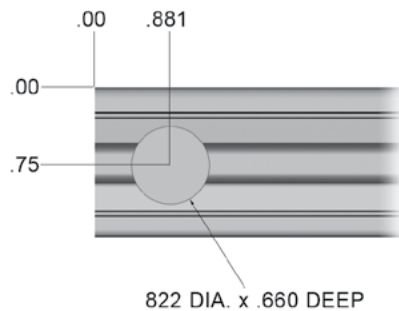
Service No.	Description
15MA9071	ANCHOR/BUTT FASTENER COUNTERBORE SERVICE

See page 37 for fastener information

Service Locations - Please specify when ordering



Counterbore Detail



*Counterbore service is per location.

For example, a length of 15EX1515L extrusion with a 15MA9071 service @ location A in both ends will include two counterbores.

A length of 15EX3030 with a 15MA9071 service @ location KL in both ends will include four counterbores.

For use with:



Anchor Fasteners




Butt Fasteners

Access Hole Drilling Service

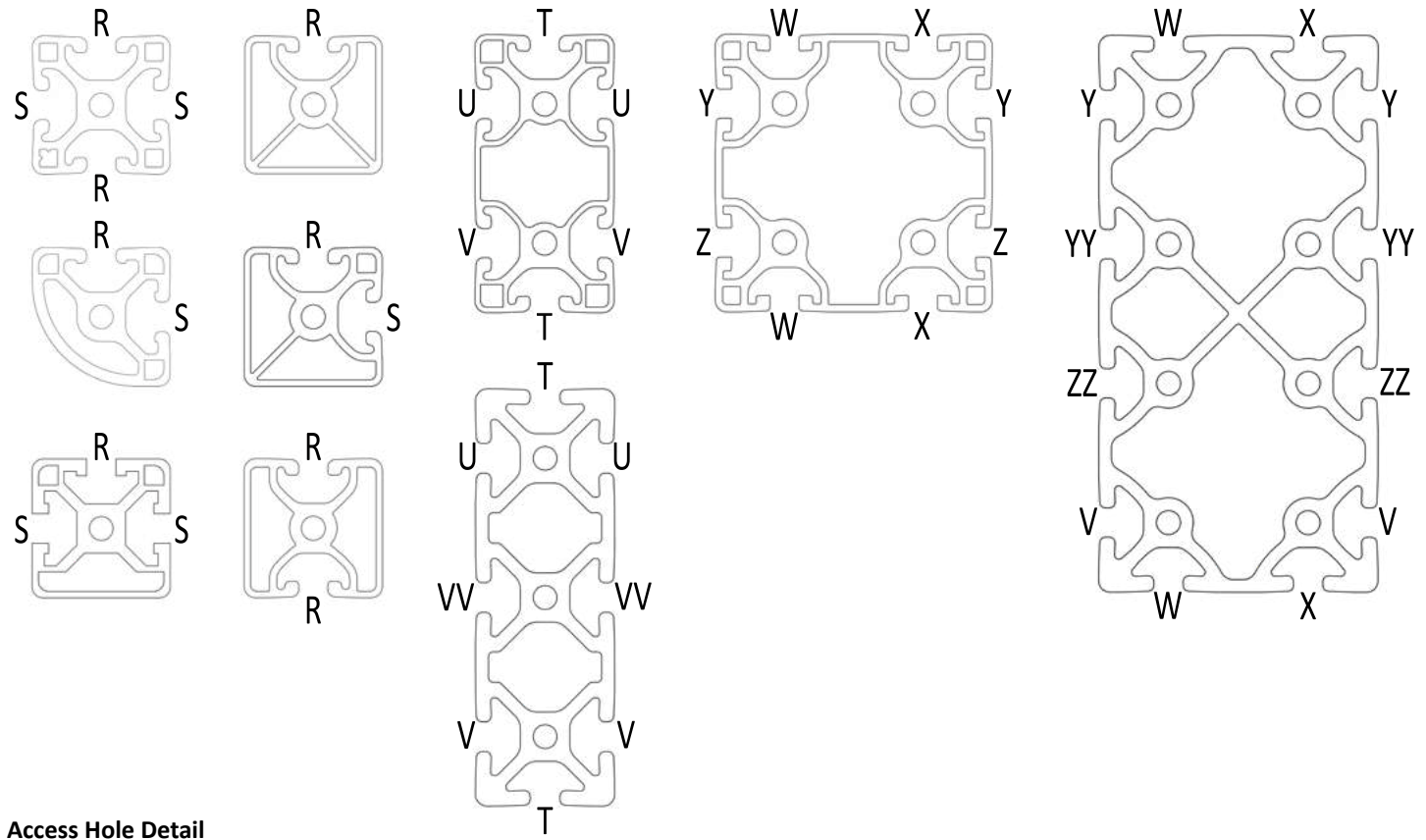
Access holes are required to allow a tool to enter through an extrusion when using end fasteners. This method of connecting

- Quick, accurate alignment
- Tolerance on holes is +/- .030"
- Clean, hidden appearance

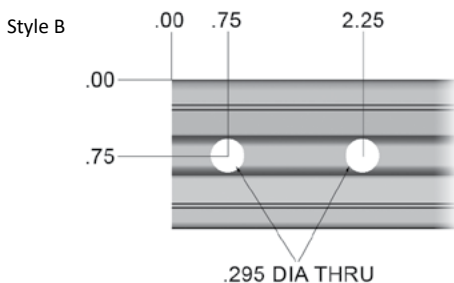
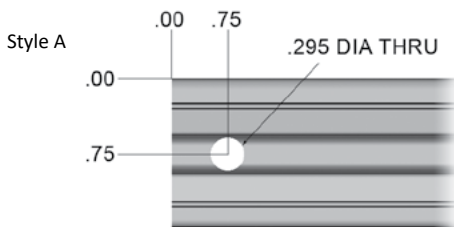
Service No.	Description
15MA9060	ACCESS HOLE SERVICE (.295 DIA) - STANDARD
15MA9061	ACCESS HOLE SERVICE (.060 - .294 DIA)
15MA9073	ACCESS HOLE SERVICE (.296 - .500 DIA)



Service Locations - Please specify when ordering



Access Hole Detail



For use with:



End Fasteners

*Access hole service is per location.

Style A example: A length of 15EX1515L extrusion with a 15MA9060 service in location R @ 'Style A' in both ends will include two access holes.

Open example: A length of 15EX1530 with a 15MA9060 service in location U @ .75, 5.00, and V @ 1.75, 9.50 in both ends will include eight access holes.

15 SERIES MACHINING

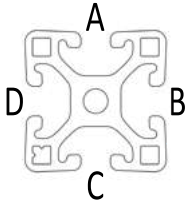
Door Latch Machining Services

Faztek offers several different types of door latch handles for use with T-Slotted extrusions. Not all handles use the same machining service, so please check compatibility before ordering.

Service No.	Description
15MA9072	STANDARD DOOR HANDLE MACHINING SERVICE

*Custom hole diameter available per request

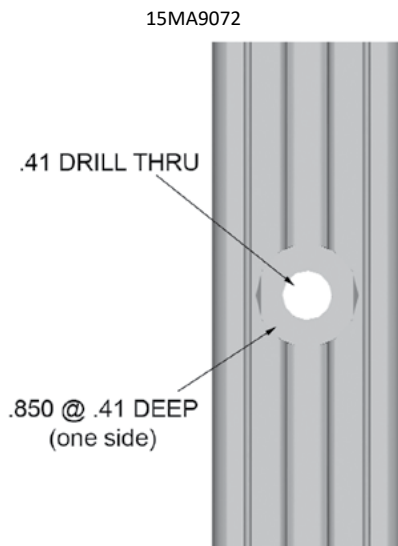
Service Locations - Please specify when ordering



Part Compatibility

Part No.	15MA9072
15AC7950	•
15AC7953	•
15AC7955	•
15AC7951	•
15AC7956	•

Service Details



See page 93 for details on 15 Series door latches

Miter Cut Service

Miter cuts provide extra strength for heavy-duty applications, or as a reinforcement to other connection methods.

- Service is per end
- When ordering extrusions with miter cuts, please submit a drawing for quick, accurate processing.

Service No.	Description
15MA9065	MITER CUT FOR 1.5" X 1.5" EXTRUSIONS
15MA9066	MITER CUT FOR 1.5" X 3.0" EXTRUSIONS
15MA9063	MITER CUT FOR 1.5" X 4.5" EXTRUSIONS
15MA9067	MITER CUT FOR 3.0" X 3.0" EXTRUSIONS

Miter Cut Service - With Counterbores

Extrusions with miter cuts and counterbores provide a complete method of connecting two extrusions. All 15 Series extrusions can be cut with counterbores from 40° to 50°.

- Service is per end
- Maximum length = 48.0"
- When ordering extrusions with miter cuts, please submit a drawing to ensure quick, accurate processing.

Service No.	Description
15MA9068	MITER CUT/C-BORE FOR 1.5" X 1.5" EXTRUSIONS
15MA9069	MITER CUT/C-BORE FOR 1.5" X 3.0" EXTRUSIONS
15MA9069	MITER CUT/C-BORE FOR 3.0" X 3.0" EXTRUSIONS
15MA9062	MITER CUT/C-BORE FOR 1.5"X4.5"



Panel & Wire Machining Services

Standard machining options are available for panels and wire mesh when used with 15 Series extrusions. Faztek can also provide custom machining services upon request. Please submit a drawing with any non-standard panel machining.


- Custom services available
- Precise machining via CNC router

Service No.	Description
13MA9080	PANEL / WIRE MESH CUT SERVICE (ALL SIDES LESS THAN 48.0")
13MA9081	PANEL / WIRE MESH CUT SERVICE (ANY SIDE GREATER THAN 48.0")
15MA9083	ANCHOR FASTENER NOTCH FOR PANEL / WIRE
15MA9084	END FASTENER NOTCH FOR PANEL / WIRE
15MA9085	EXTRUSION CLEARANCE NOTCH FOR PANEL / WIRE
13MA9088	DRILL THROUGH ON PLASTIC PANEL (UP TO .50 DIA HOLES)
13MA9089	90° CUTOUTS FOR PANEL / WIRE
13MA9090	DRILL / TAP THROUGH PLASTIC PANEL (UP TO 7/16-14)
13MA9091	DRILL / COUNTERSINK FOR PLASTIC PANEL (UP TO 5/16 COUNTERSINK)
13MA9092	DRILL THROUGH ON PLASTIC PANEL (.501 DIA TO 5.00 DIA HOLES)
13MA9094	EXTRUSION PROFILE NOTCH FOR PANEL / WIRE
13MA9095	DRILL / COUNTERSINK (5/16)
13MA9097	DRILL / COUNTERSINK (1/4-20)



SECTION 3

15 SERIES FASTENERS



T-Nut Overview

No matter what the size or scope of your project, T-Nuts will most likely be used for at least one function to complete the assembly. The following overview explains the features and benefits of each type of T-Nut.



Economy

- Cost-effective
- High Strength
- Inserted from end of extrusion



Drop-In

- High Strength
- Easy to add anywhere along the slot
- Flexible handle to assist assembly and to act as a friction point
- Extra thread engagement
- Not suggested for UL material



Double Economy

- Cost-effective
- High Strength
- Fast assembly for brackets



Drop-In w/ Alignment Ball

- High Strength
- Easy to add anywhere along the slot
- Spring-loaded ball creates snug fit and allows easy positioning
- Not suggested for UL material




Triple Economy

- Cost-effective
- High Strength
- Fast assembly for brackets



Drop-In w/ Set Screw

- High Strength
- Easy to add anywhere along the slot
- Tighten set screw for accurate positioning
- Not suggested for UL material




Standard

- Cost-effective
- High Strength
- Extra thread engagement



Drop-In w/ Spring Leaf

- High Strength
- Easy to add anywhere along the slot
- Spring leaf holds t-nut in place



Hi-Torque

- Cost-effective
- High Strength
- Maximum thread engagement



Drop-In
(Rubber Nub)

Drop-In
(Alignment Ball)

Drop-In
(Set Screw)

Drop-In
(Spring Leaf)


Standard

Economy


Hi-Torque

15 Series T-Nuts


Economy T-Nuts

	Part No.	Description	Thread	Material	Tap Location	Width
	15FA3501	Economy T-Nut	5/16-18	Steel	Offset	.625
	15FA3538	Economy T-Nut	5/16-18	Steel	Centered	.625
	15FA3600	Economy T-Nut	5/16-18	Stainless	Offset	.625
	15FA3502	Double Economy T-Nut	5/16-18	Steel	Centered	.500
	15FA3520	Triple Economy T-Nut	5/16-18	Steel	Centered	.500
	15FA3506	Economy T-Nut	1/4-20	Steel	Offset	.500
	15MFA3920	Economy T-Nut	M8 x 1.25	Steel	Offset	.625
	15MFA3900	Economy T-Nut	M6 x 1.00	Steel	Offset	.625


Standard T-Nuts

	Part No.	Description	Thread	Material	Tap Location	Width
	15FA3503	Standard T-Nut	5/16-18	Steel	Offset	.625
	15FA3403	Standard T-Nut	1/4-20	Steel	Offset	.625
	15FA3513	Standard T-Nut	10-32	Steel	Offset	.625
	15FA3510	Standard T-Nut	8-32	Steel	Offset	.625
	15MFA3921	Standard T-Nut	M8 x 1.25	Steel	Offset	.625
	15MFA3925	Standard T-Nut	M5 x .8	Steel	Offset	.625

Drop-In T-Nuts

	Part No.	Description	Thread	Material	Tap Location	Width
	15FA3504	Drop-In T-Nut	5/16-18	Steel	Offset	.500
	15FA3505	Drop-In T-Nut w/ Set Screw	5/16-18	Steel	Offset	.500
	15FA3511	Drop-In T-Nut w/ Alignment Ball	5/16-18	Steel	Offset	.500
	15FA3544	Drop-In T-Nut w/ Alignment Ball (NP)	5/16-18	Steel	Offset	.500
	15FA3602	Drop-In T-Nut w/ Alignment Ball (SS)	5/16-18	Steel	Offset	.500
	15FA3522	Drop-In T-Nut w/ Spring Leaf	5/16-18	Steel	Offset	.500
	15FA3507	Drop-In T-Nut	1/4-20	Steel	Offset	.500
	15FA3405	Drop-In T-Nut w/ Set Screw	1/4-20	Steel	Offset	.500
	15FA3536	Drop-In T-Nut w/ Alignment Ball	1/4-20	Steel	Offset	.500
	15FA3540	Drop-In T-Nut w/ Alignment Ball (NP)	1/4-20	Steel	Offset	.500
	15FA3603	Drop-In T-Nut w/ Alignment Ball (SS)	1/4-20	Steel	Offset	.500
	15FA3509	Drop-In T-Nut	10-32	Steel	Offset	.500
	15FA3534	Drop-In T-Nut w/ Alignment Ball	10-32	Steel	Offset	.500
	15FA3542	Drop-In T-Nut w/ Alignment Ball (NP)	10-32	Steel	Offset	.500
	15MFA3922	Drop-In T-Nut	M8 x 1.25	Steel	Offset	.500
	15MFA3923	Drop-In T-Nut w/ Alignment Ball	M8 x 1.25	Steel	Offset	.500
	15MFA3802	Drop-In T-Nut w/ Alignment Ball (SS)	M8 x 1.25	Steel	Offset	.500
	15MFA3902	Drop-In T-Nut	M6 x 1.0	Steel	Offset	.500
	15MFA3928	Drop-In T-Nut w/ Alignment Ball	M6 x 1.0	Steel	Offset	.500
	15MFA3803	Drop-In T-Nut w/ Alignment Ball (SS)	M6 x 1.0	Steel	Offset	.500
15MFA3938	Drop-In T-Nut w/ Alignment Ball	M5 x .8	Steel	Offset	.500	
15MFA3804	Drop-In T-Nut w/ Alignment Ball (SS)	M5 x .8	Steel	Offset	.500	


Hi-Torque T-Nuts

	Part No.	Description	Thread	Material	Tap Location	Width
	15FA3532	Hi-Torque T-Nut	5/16-18	Steel	Centered	.705
	15MFA3926	Hi-Torque T-Nut	M8 x 1.25	Steel	Centered	.705

15 SERIES FASTENERS


Fasteners: 1/2-13 Thread

Button Head Socket Cap Screws (BHSCS)

	Part No.	Description	Material	Tool
	13FA3338	1/2-13 x 3/4 BHSCS	Steel	5/16 Hex


Fasteners: 3/8-16 Thread

Socket Head Cap Screws (SHCS)


	Part No.	Description	Material	Tool
	13FA3340	3/8-16 x 3/4 SHCS	Steel	5/16 Hex

Fasteners: 5/16-18 Thread


Button Head Socket Cap Screws (BHSCS)

	Part No.	Description	Material	Tool
	13FA3321	5/16-18 x 1/2 BHSCS	Steel	3/16 Hex
	13FA3600	5/16-18 x 1/2 BHSCS	Stainless	3/16 Hex
	13FA3322	5/16-18 x 5/8 BHSCS	Steel	3/16 Hex
	13FA3602	5/16-18 x 5/8 BHSCS	Stainless	3/16 Hex
	13FA3323	5/16-18 x 3/4 BHSCS	Steel	3/16 Hex
	13FA3324	5/16-18 x 1 BHSCS	Steel	3/16 Hex
	13FA3604	5/16-18 x 1 BHSCS	Stainless	3/16 Hex


Flanged Button Head Socket Cap Screws (FBHSCS)

	Part No.	Description	Material	Tool
	13FA3330	5/16-18 x 1/2 FBHSCS	Steel	3/16 Hex
	13FA3331	5/16-18 x 5/8 FBHSCS	Steel	3/16 Hex


Socket Head Cap Screws (SHCS)

	Part No.	Description	Material	Tool
	13FA3337	5/16-18 x 1/2 SHCS	Steel	1/4 Hex
	13FA3325	5/16-18 x 5/8 SHCS	Steel	1/4 Hex
	13FA3326	5/16-18 x 3/4 SHCS	Steel	1/4 Hex
	13FA3327	5/16-18 x 7/8 SHCS	Steel	1/4 Hex
	13FA3335	5/16-18 x 1 SHCS	Steel	1/4 Hex
	13FA3328	5/16-18 x 1-1/4 SHCS	Steel	1/4 Hex
	13FA3603	5/16-18 x 1-1/4 SHCS	Stainless	1/4 Hex
	13FA3329	5/16-18 x 1-1/2 SHCS	Steel	1/4 Hex
	13FA3365	5/16-18 x 2 SHCS	Steel	1/4 Hex
	13FA3319	5/16-18 x 3 SHCS	Steel	1/4 Hex


Low Head Socket Cap Screws (LHSCS)

	Part No.	Description	Material	Tool
	13FA3354	5/16-18 x 5/8 LHSCS	Steel	5/32 Hex
	13FA3710	5/16-18 x 1-1/4 LHSCS	Steel	5/32 Hex

Flat Head Socket Cap Screws (FHSCS)


	Part No.	Description	Material	Tool
	13FA3353	5/16-18 x 5/8 FHSCS	Steel	3/16 Hex
	13FA3342	5/16-18 x 3/4 FHSCS	Steel	3/16 Hex

Carriage Bolts


	Part No.	Description	Material	Tool
	13FA3708	5/16-18 x 1 Carriage Bolt	Steel	N/A
	13FA3612	5/16-18 x 1 Carriage Bolt	Stainless Steel	N/A
	13FA3706	5/16-18 X 1.25 Carriage Bolt	Steel	N/A

Fasteners: 1/4-20 Thread


Button Head Socket Cap Screws (BHSCS)

	Part No.	Description	Material	Tool
	13FA3300	1/4-20 x 1/2 BHSCS	Steel	5/32 Hex
	13FA3301	1/4-20 x 5/8 BHSCS	Steel	5/32 Hex
	13FA3302	1/4-20 x 3/4 BHSCS	Steel	5/32 Hex
	13FA3336	1/4-20 x 1 BHSCS	Steel	5/32 Hex


Flanged Button Head Socket Cap Screws (FBHSCS)

	Part No.	Description	Material	Tool
	13FA3308	1/4-20 x 3/8 FBHSCS	Steel	5/32 Hex
	13FA3309	1/4-20 x 1/2 FBHSCS	Steel	5/32 Hex
	13FA3310	1/4-20 x 3/4 FBHSCS	Steel	5/32 Hex


Socket Head Cap Screws (SHCS)

	Part No.	Description	Material	Tool
	13FA3303	1/4-20 x 1/2 SHCS	Steel	3/16 Hex
	13FA3304	1/4-20 x 5/8 SHCS	Steel	3/16 Hex
	13FA3305	1/4-20 x 3/4 SHCS	Steel	3/16 Hex
	13FA3311	1/4-20 x 7/8 SHCS	Steel	3/16 Hex
	13FA3306	1/4-20 x 1 SHCS	Steel	3/16 Hex
	13FA3334	1/4-20 x 1 1/4 SHCS	Steel	3/16 Hex
	13FA3313	1/4-20 x 1 1/2 SHCS	Steel	3/16 Hex
	13FA3332	1/4-20 x 1 3/4 SHCS	Steel	3/16 Hex


Low Head Socket Cap Screws (LHSCS)

	Part No.	Description	Material	Tool
	13FA3360	1/4-20 x 1/2 LHSCS	Steel	1/8 Hex
	13FA3362	1/4-20 x 1 LHSCS	Steel	1/8 Hex

Flat Head Socket Cap Screws (FHSCS)

	Part No.	Description	Material	Tool
	13FA3110	1/4-20 x 1/2 FHSCS	Steel	5/32 Hex
	13FA3111	1/4-20 x 5/8 FHSCS	Steel	5/32 Hex
	13FA3126	1/4-20 x 7/8 FHSCS	Steel	5/32 Hex
	13FA3127	1/4-20 x 1 FHSCS	Steel	5/32 Hex


Carriage Bolts

	Part No.	Description	Material	Tool
	13FA3709	1/4-20 x 3/4 Carriage Bolt	Steel	N/A


15 SERIES FASTENERS

Fasteners: 10-32 Thread


Socket Head Cap Screws (SHCS)

	Part No.	Description	Material	Tool
	13FA3350	10-32 x 1/2 SHCS	Steel	5/32 Hex
	13FA3351	10-32 x 5/8 SHCS	Steel	5/32 Hex
	13FA3352	10-32 x 3/4 SHCS	Steel	5/32 Hex
	13FA3607	10-32 x 3/4 SHCS	Stainless	5/32 Hex

Button Head Socket Cap Screws (BHSCS)


	Part No.	Description	Material	Tool
	13FA3316	10-32 x 3/8 BHSCS	Steel	1/8 Hex
	13FA3128	10-32 x 1/2 BHSCS	Steel	1/8 Hex
	13FA3129	10-32 x 5/8 BHSCS	Steel	1/8 Hex

Flat Head Socket Cap Screws (FHSCS)


	Part No.	Description	Material	Tool
	13FA3117	10-32 x 1/2 FHSCS	Steel	1/8 Hex
	13FA3374	8-32 x 5/8 FHSCS	Steel	3/32 Hex
	13FA3122	10-32 x 5/8 FHSCS	Steel	1/8 Hex

Washers & Hex Nuts

Washers


	Part No.	Description	Material	Tool
	13FA3700	5/16" x .062" Washer	Steel	N/A
	13FA3609	5/16" x .062" Washer	Stainless	N/A
	13FA3704	5/16" x .125" Washer	Steel	N/A
	13FA3701	1/4" x .062" Washer	Steel	N/A
	13FA3608	1/4" x .062" Washer	Stainless	N/A
	13FA3712	1/4" x .125" Washer	Steel	N/A
	13FA3745	1/2" x .050" Washer	Nylon	N/A
	13FA3746	1" x .031" Thrust Washer	Nylon	N/A
	13FA3747	5/8" x .128 Washer	Nylon	N/A

Hex Nuts

	Part No.	Description	Material	Tool
	13FA3113	5/16-18 Hex Nut	Steel	N/A
	13FA3611	5/16-18 Hex Nut	Stainless	N/A
	13FA3112	1/4-20 Hex Nut	Steel	N/A
	13FA3610	1/4-20 Hex Nut	Stainless	N/A


Shoulder Bolts

Shoulder Bolts


	Part No.	Description	Material	Tool
	13FA3705	3/8 x 3/4 Shoulder Bolt	Steel	3/16 Hex
	13FA3715	3/8 x 3/8 Shoulder Bolt	Steel	3/16 Hex
	13FA3707	5/16 x 1/2 Shoulder Bolt	Steel	5/32 Hex
	13FA3716	5/16 x 1/4 Shoulder Bolt	Steel	5/32 Hex

Floor Anchor Bolts


Floor Anchor

	Part No.	Description	Material	Tool
	13FA3376	3/8 x 3 Floor Anchor	Steel	N/A
	13FA3377	1/2 x 3-3/4 Floor Anchor	Steel	N/A


Metric Fasteners: M8 x 1.25**Socket Head Cap Screws (SHCS)**

	Part No.	Description	Material	Tool
	13MFA3607	M8 x 12 BHSCS	Steel	M5 Hex
	13MFA3655	M8 x 14 BHSCS	Steel	M5 Hex
	13MFA3613	M8 x 16 BHSCS	Steel	M5 Hex
	13MFA3615	M8 x 20 BHSCS	Steel	M5 Hex
	13MFA3608	M8 x 25 BHSCS	Steel	M5 Hex
	13MFA3656	M8 x 40 BHSCS	Steel	M5 Hex
	13MFA3657	M8 x 50 BHSCS	Steel	M5 Hex


Button Head Socket Cap Screws (SHCS)

	Part No.	Description	Material	Tool
	13MFA3649	M8 x 12 SHCS	Steel	M6 Hex
	13MFA3650	M8 x 14 SHCS	Steel	M6 Hex
	13MFA3651	M8 x 16 SHCS	Steel	M6 Hex
	13MFA3609	M8 x 20 SHCS	Steel	M6 Hex
	13MFA3652	M8 x 25 SHCS	Steel	M6 Hex
	13MFA3610	M8 x 30 SHCS	Steel	M6 Hex
	13MFA3653	M8 x 40 SHCS	Steel	M6 Hex
13MFA3654	M8 x 50 SHCS	Steel	M6 Hex	


Carriage Bolts

	Part No.	Description	Material	Tool
	13MFA3614*	M8 x 25 Carriage Bolt	Steel	N/A


Metric Fasteners: M6 x 1.0**Button Head Socket Cap Screws (BHSCS)**

	Part No.	Description	Material	Tool
	13MFA3621	M6 x 10 BHSCS	Steel	M4 Hex
	13MFA3605	M6 x 12 BHSCS	Steel	M4 Hex
	13MFA3624	M6 x 14 BHSCS	Steel	M4 Hex
	13MFA3647	M6 x 16 BHSCS	Steel	M4 Hex
13MFA3612	M6 x 20 BHSCS	Steel	M4 Hex	

Socket Head Cap Screws (SHCS)

	Part No.	Description	Material	Tool
	13MFA3600	M6 x 12 SHCS	Steel	M5 Hex
	13MFA3602	M6 x 16 SHCS	Steel	M5 Hex
	13MFA3618	M6 x 20 SHCS	Steel	M5 Hex
	13MFA3606	M6 x 22 SHCS	Steel	M5 Hex
13MFA3646	M6 x 25 SHCS	Steel	M5 Hex	


Carriage Bolts

	Part No.	Description	Material	Tool
	13MFA3611*	M6 x 2 Carriage Bolt	Steel	N/A


15 SERIES FASTENERS

Metric Fasteners: M5 x .8

Button Head Socket Cap Screws (BHSCS)


	Part No.	Description	Material	Tool
	13MFA3643	M5 x 8 BHSCS	Steel	M3 Hex
	13MFA3644	M5 x 12 BHSCS	Steel	M3 Hex
	13MFA3645	M5 x 16 BHSCS	Steel	M3 Hex

Socket Head Cap Screws (SHCS)


	Part No.	Description	Material	Tool
	13MFA3640	M5 x 8 SHCS	Steel	M4 Hex
	13MFA3641	M5 x 12 SHCS	Steel	M4 Hex
	13MFA3642	M5 x 16 SHCS	Steel	M4 Hex
13MFA3619	M5 x 20 SHCS	Steel	M4 Hex	

Metric Washers & Hex Nuts


Washers

	Part No.	Description	Material	Tool
	13MFA3622	M8 x 1.58	Steel	N/A
13MFA3620	M6 x 1.58	Steel	N/A	

Hex Nuts

	Part No.	Description	Material	Tool
	13MFA3617	M8 x 1.25	Steel	N/A
13MFA3616	M6 x 1.0	Steel	N/A	

T-Anchor Fasteners

15 Series T-Anchor Fastener Assembly	
Part No. 15FAC3890	
Easy access to adjust fastener	
Fast, easy assembly	
Panel notch not required	
Creates a clean, hidden appearance	
Infinite positioning along the T-slot	
Torque with 3/16" hex wrench to 17-22 ft-lbs	



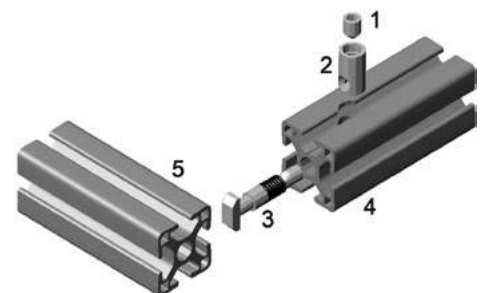
Machining Required

Service No.	Description
15MA9074	T-Anchor counterbore service (SM profiles)

See page 23 for machining information

Assembly Instructions

1. Drop barrel into counterbore (Item 2)
2. Insert "T" Bar (item 3) w/ spring into extrusion hole (item 4) and hole in barrel (item 2)
3. Insert set screw (item 1) and begin tightening until slight tension is on the "T" Bar (item 3)
4. Place the head of the "T" anchor into the mating extrusion (item 5)
5. Once extrusion is in place, tighten the set screw with a 3/16" hex wrench (item 1)

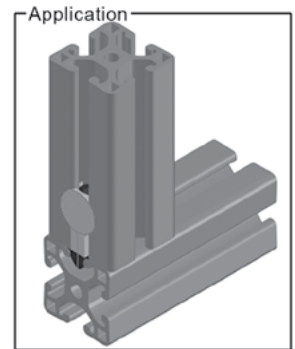


Anchor Fasteners: Fractional & Metric

15 Series Anchor Fastener Assembly w/ Standard T-Nut
Part No. 15FAC3880 (5/16-18 T-Nut)
Part No. 15MFAC3720 (M8 x 1.25 T-Nut)
Very strong connection method
Fast, easy assembly
Corrosion resistant finish
Zinc die casting material
Infinite positioning along the T-slot



15 Series Anchor Fastener Assembly w/ Drop-In T-Nut
Part No. 15FAC3888 (5/16-18 T-Nut)
Part No. 15MFAC3728 (M8 x 1.25 T-Nut)
Very strong connection method
Fast, easy assembly
Corrosion resistant finish
Zinc die casting material
Infinite positioning along the T-slot



Already have the hardware? Order the anchor body separately:

Part No. **15FA3610**


Machining Required

Service No.	Description
15MA9071	15 Series counterbore drilling service

See page 24 for machining information

Assembly Instructions

1. Insert the assembled anchor fastener into the T-slot.
2. Set the mating extrusion 90° to the joining slot.
3. Place the anchor fastener into the counterbore of the mating extrusion.
4. Be sure the extrusions are properly aligned.
5. Tighten the anchor fastener with a 1/4" (fractional) or M5 (metric) ball end hex wrench.

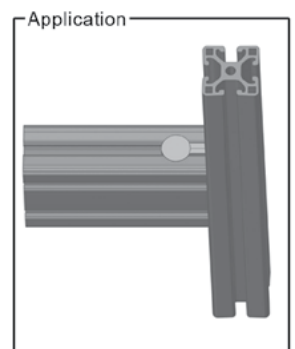


Double Anchor Fasteners

15 Series Double Anchor Fastener (1.5")
Part No. 15FAC3882
Quicker assembly
For use with 1.5" extrusions
Standard T-nut included



15 Series Double Anchor Fastener (3.0")
Part No. 15FAC3884
Quicker assembly
For use with 3.0" extrusions
Standard T-nut included




Machining Required

Service No.	Description
15MA9071	15 Series counterbore drilling service

See page 30 for machining information

15 SERIES FASTENERS

Butt Fasteners

15 Series Butt Fastener Assembly	
Part No. 15FAC3886	
Join two extrusions together at the ends to extend the total length	
Use on two sides for maximum strength	




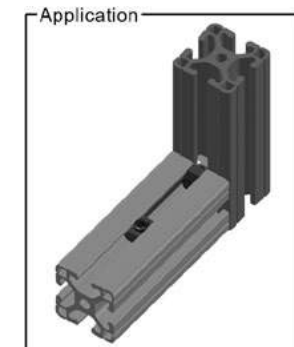
Machining Required

Service No.	Description
15MA9071	15 Series counterbore drilling service

See page 24 for machining information

T-Slot Connector


15 Series T-Slot Connector	
Part No. 15FAC3894	
No machining required	
Infinite positioning along the T-slot	
Position and tighten with set screw	




NO Machining Required!

- The quickest and easiest way to connect extrusions.
- Recommended for light-duty applications.

End Fasteners: Fractional & Metric

15 Series End Fastener Assembly	
Part No. 15FAC3865 (5/16-18 x 1 screw)	
Part No. 15MFAC3710 (M8 x 25 screw)	
Strong 90° connection	
Ideal for tight spacing	
Creates a clean, hidden appearance	



Machining Required

Service No.	Description
(multiple)	End tap services - see pg. 27
(multiple)	Access hole services - see pg. 30

Assembly Instructions

1. Set the clip on the extrusion end over the tapped hole.
2. Thread the bolt into the hole, but do not fully tighten at this time.
3. Slide the bottom T-slot onto the clip of the mating extrusion.
4. Line up the access hole with the head of the bolt.
5. Tighten the end fastener with a 3/16" (fractional) or M5 (metric) ball end hex wrench.



Already have the hardware? Order the end clip separately:

Part No. **15FA3615**

SECTION 4

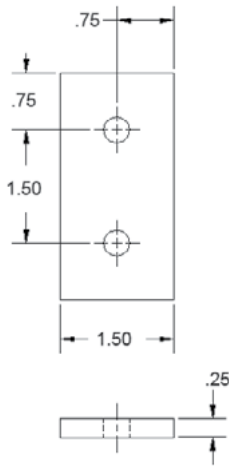
15 SERIES BRACKETS



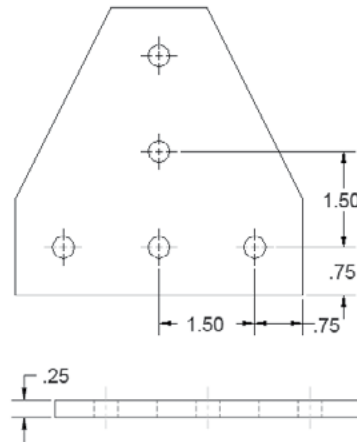
15 SERIES BRACKETS

Please review the following bolt pattern dimensions which apply to all 15 Series Corner Brackets and Joining Plates.

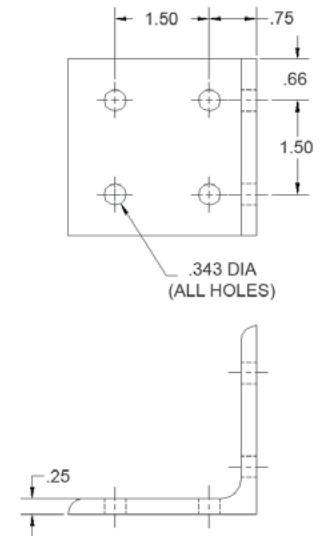
Joining Strips



Joining Plates



Corner Brackets



JOINING PLATE & CORNER BRACKET PROPERTIES	
MATERIAL	6061-T6, 6063-T6
FINISH	CLEAR ANODIZE
HOLE DIAMETER	.343"



Pre-load fasteners into brackets before assembly to save time. See page 5 for details.

Joining Strips & Plates - used to connect two or more extrusions at various angles. Joining strips are fastened to the exterior of extrusions with a combination of T-nuts and flanged button heads.

Corner Brackets - used to connect two extrusions at 90° angles. Most corner brackets are fastened on the inside of extrusions with a combination of T-nuts and button heads. Special tri-corner brackets are available to connect three extrusions at a corner.

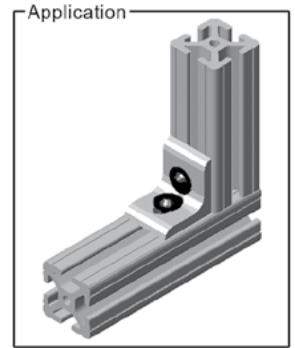
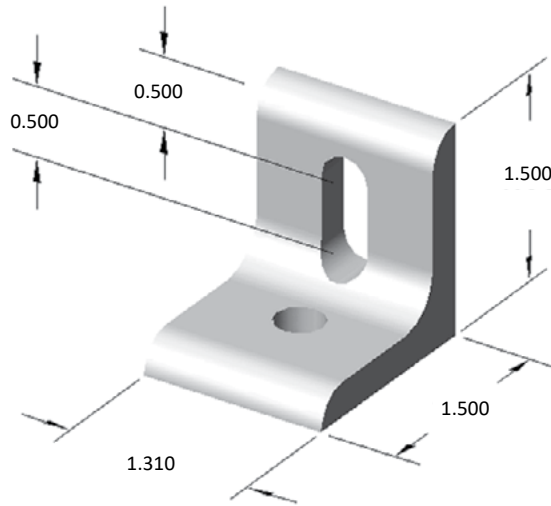
Corner Gussets - used to connect two extrusions at 90° angles. Gussets are fastened on the inside of extrusions with a combination of T-nuts and button heads. This is the strongest method of connecting extrusions by means of brackets.

Please see the '**recommended hardware**' boxes on the following pages to be sure you have the correct fasteners and quantities for each part.

***non-stock parts = 1-2 week lead-time - please call for details**

15CB4000

2 HOLE SLOTTED INSIDE CORNER BRACKET



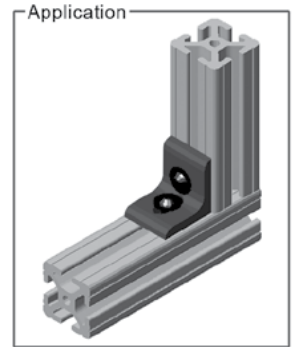
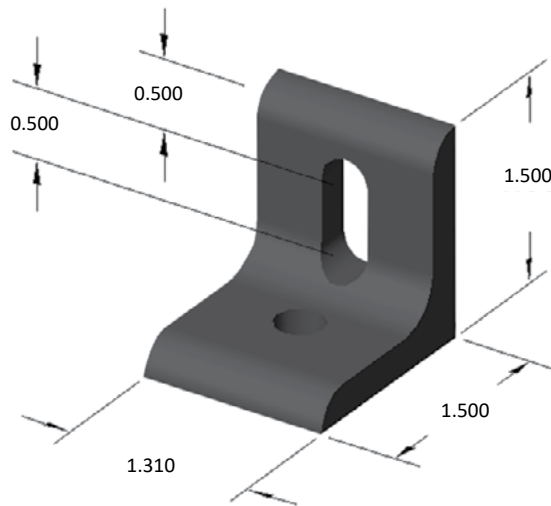
Part weight: .075 lbs

RECOMMENDED HARDWARE

QTY	DESCRIPTION	PART NO.
2	5/16-18 x 5/8 FBHSCS	13FA3331
2	5/16-18 ECONOMY T-NUT	15FA3501

15CB4000-BLK

2 HOLE SLOTTED INSIDE CORNER BRACKET




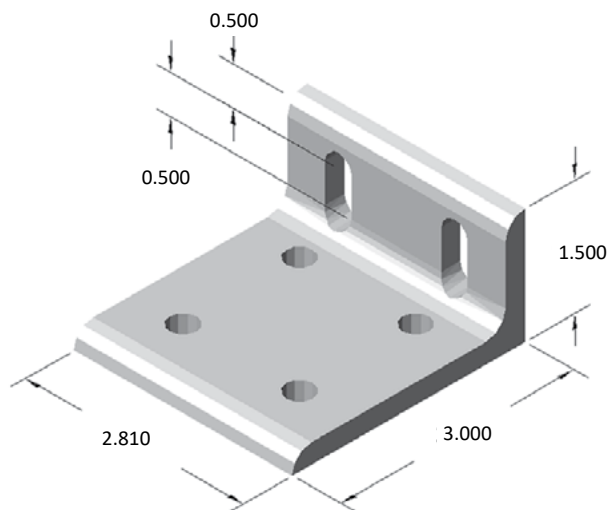
Part weight: .075 lbs

RECOMMENDED HARDWARE

QTY	DESCRIPTION	PART NO.
2	5/16-18 x 5/8 FBHSCS	13FA3331
2	5/16-18 ECONOMY T-NUT	15FA3501

15CB4001

6 HOLE SLOTTED INSIDE CORNER BRACKET



Part weight: .265 lbs

RECOMMENDED HARDWARE

QTY	DESCRIPTION	PART NO.
6	5/16-18 x 5/8 FBHSCS	13FA3331
6	5/16-18 ECONOMY T-NUT	15FA3501

15 SERIES BRACKETS


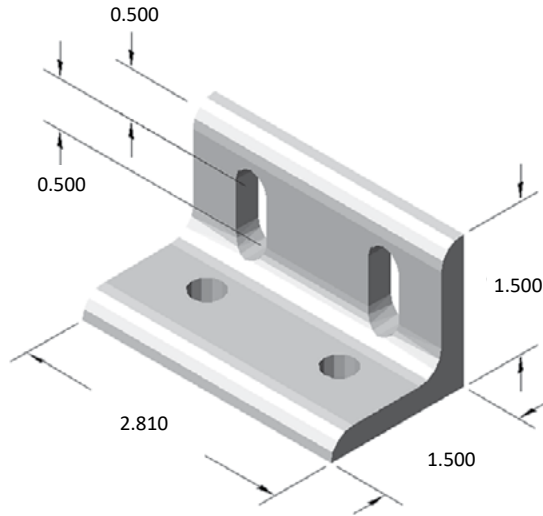
15CB4002

4 HOLE SLOTTED INSIDE CORNER BRACKET



RECOMMENDED HARDWARE

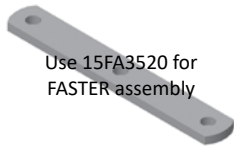
QTY	DESCRIPTION	PART NO.
4	5/16-18 x 5/8 FBHSCS	13FA3331
4	5/16-18 ECONOMY T-NUT	15FA3501



Part weight: .170 lbs

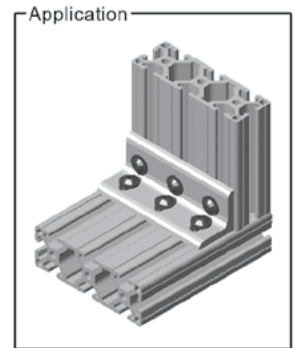
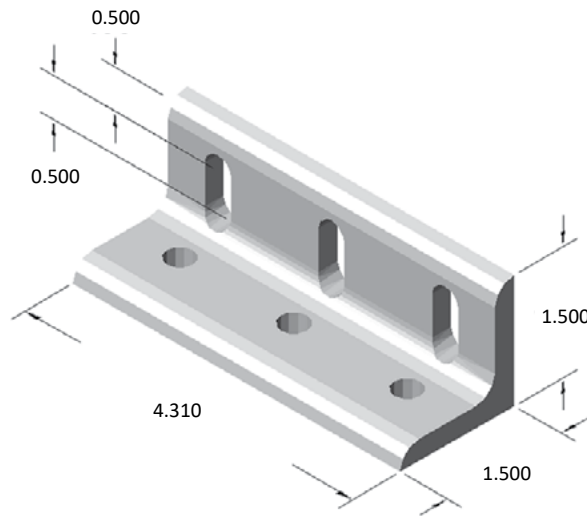
15CB4003* (non-stock)

6 HOLE SLOTTED INSIDE CORNER BRACKET



RECOMMENDED HARDWARE

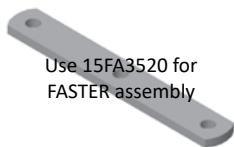
QTY	DESCRIPTION	PART NO.
6	5/16-18 x 5/8 FBHSCS	13FA3331
6	5/16-18 ECONOMY T-NUT	15FA3501



Part weight: .265 lbs


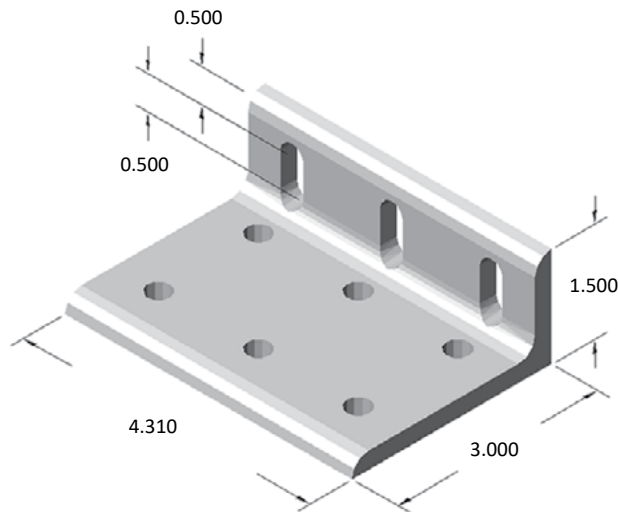
15CB4004* (non-stock)

9 HOLE SLOTTED INSIDE CORNER BRACKET



RECOMMENDED HARDWARE

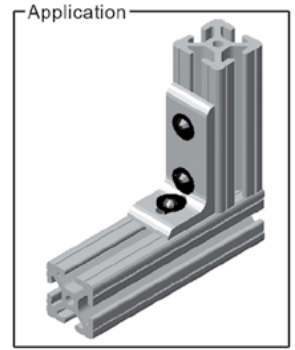
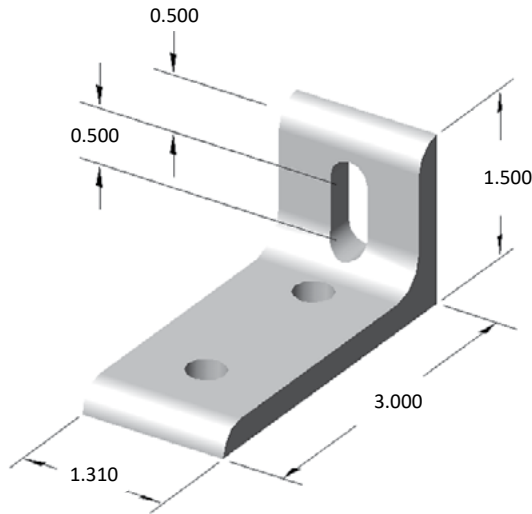
QTY	DESCRIPTION	PART NO.
9	5/16-18 x 5/8 FBHSCS	13FA3331
9	5/16-18 ECONOMY T-NUT	15FA3501



Part weight: .410 lbs

15CB4005

3 HOLE SLOTTED INSIDE CORNER BRACKET



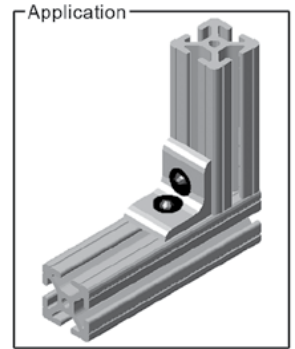
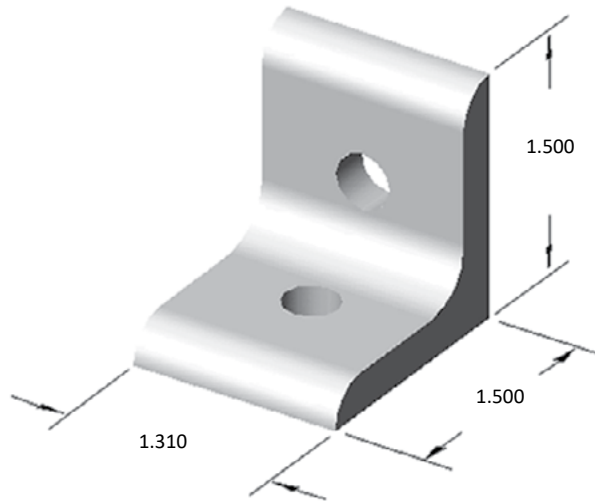
Part weight: .120 lbs

RECOMMENDED HARDWARE

QTY	DESCRIPTION	PART NO.
3	5/16-18 x 5/8 FBHSCS	13FA3331
3	5/16-18 ECONOMY T-NUT	15FA3501

15CB4801

2 HOLE INSIDE CORNER BRACKET



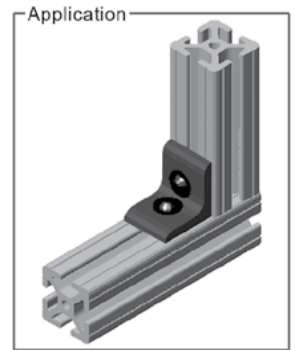
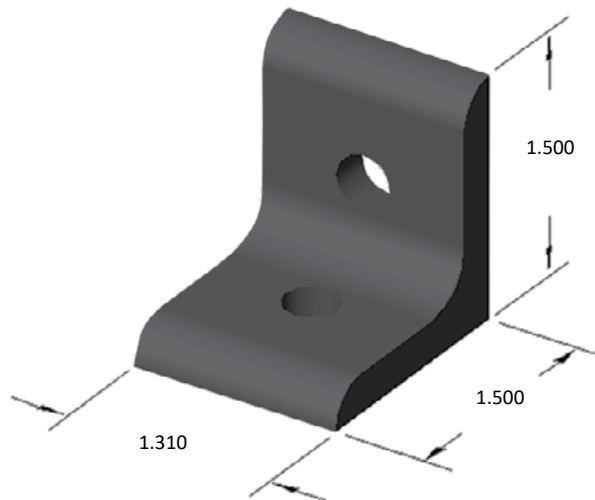
Part weight: .080 lbs

RECOMMENDED HARDWARE

QTY	DESCRIPTION	PART NO.
2	5/16-18 x 5/8 FBHSCS	13FA3331
2	5/16-18 ECONOMY T-NUT	15FA3501

15CB4801-BLK

2 HOLE INSIDE CORNER BRACKET



Part weight: .080 lbs

RECOMMENDED HARDWARE

QTY	DESCRIPTION	PART NO.
2	5/16-18 x 5/8 FBHSCS	13FA3331
2	5/16-18 ECONOMY T-NUT	15FA3501

15 SERIES BRACKETS

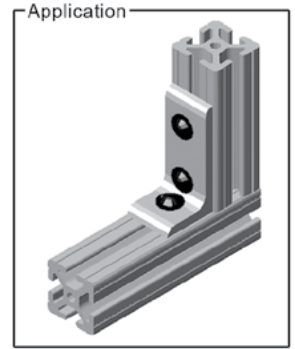
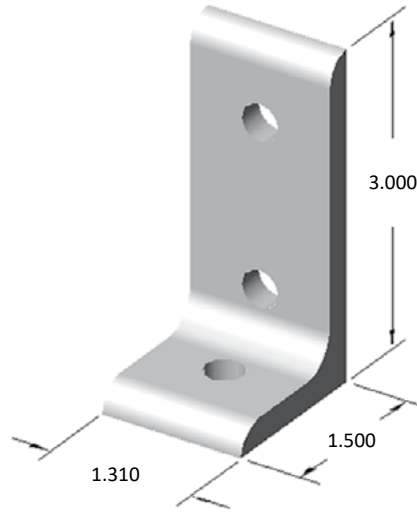
15CB4802

3 HOLE INSIDE CORNER BRACKET



RECOMMENDED HARDWARE

QTY	DESCRIPTION	PART NO.
3	5/16-18 x 5/8 FBHSCS	13FA3331
3	5/16-18 ECONOMY T-NUT	15FA3501



Part weight: .130 lbs


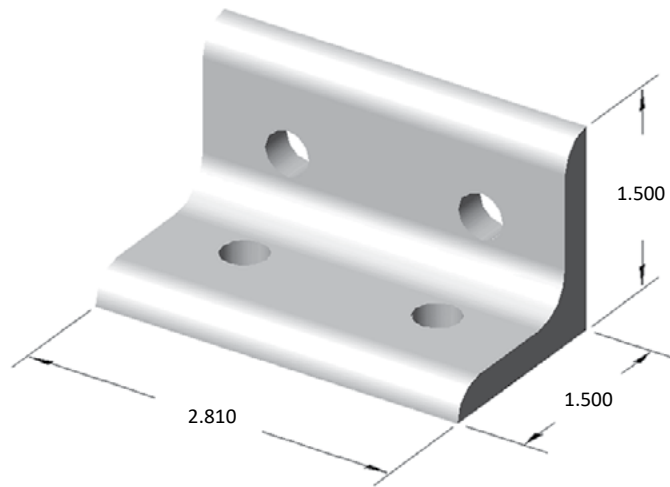
15CB4803

4 HOLE INSIDE CORNER BRACKET



RECOMMENDED HARDWARE

QTY	DESCRIPTION	PART NO.
4	5/16-18 x 5/8 FBHSCS	13FA3331
4	5/16-18 ECONOMY T-NUT	15FA3501



Part weight: .175 lbs


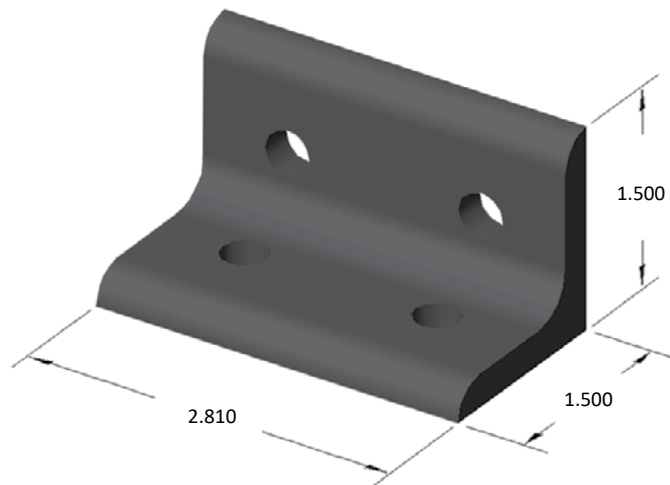
15CB4803-BLK

4 HOLE INSIDE CORNER BRACKET



RECOMMENDED HARDWARE

QTY	DESCRIPTION	PART NO.
4	5/16-18 x 5/8 FBHSCS	13FA3331
4	5/16-18 ECONOMY T-NUT	15FA3501



Part weight: .175 lbs

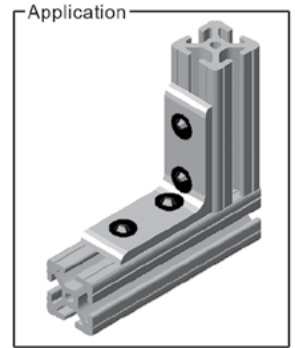
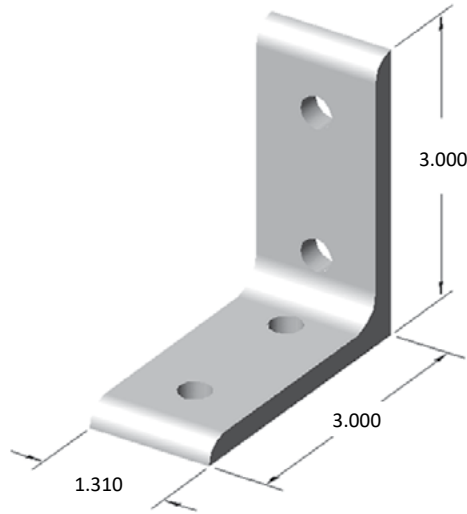
15CB4804

4 HOLE INSIDE CORNER BRACKET



RECOMMENDED HARDWARE

QTY	DESCRIPTION	PART NO.
4	5/16-18 x 5/8 FBHSCS	13FA3331
4	5/16-18 ECONOMY T-NUT	15FA3501



Part weight: .170 lbs

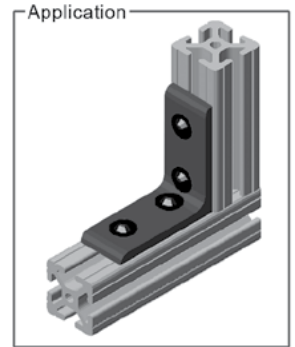
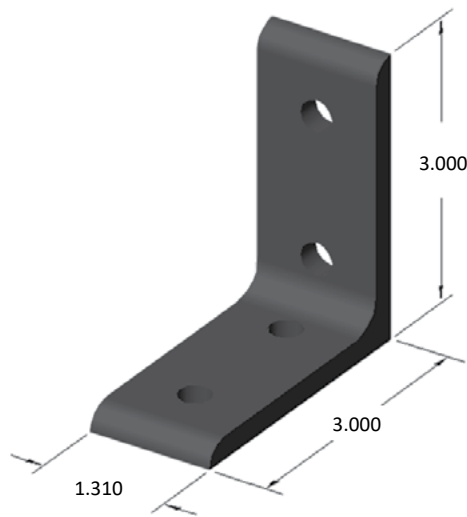
15CB4804-BLK

4 HOLE INSIDE CORNER BRACKET



RECOMMENDED HARDWARE

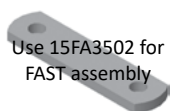
QTY	DESCRIPTION	PART NO.
4	5/16-18 x 5/8 FBHSCS	13FA3331
4	5/16-18 ECONOMY T-NUT	15FA3501



Part weight: .170 lbs

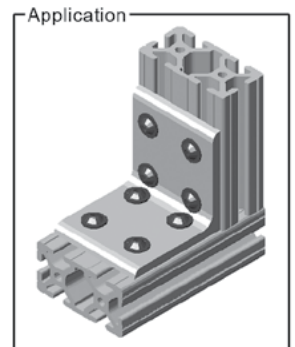
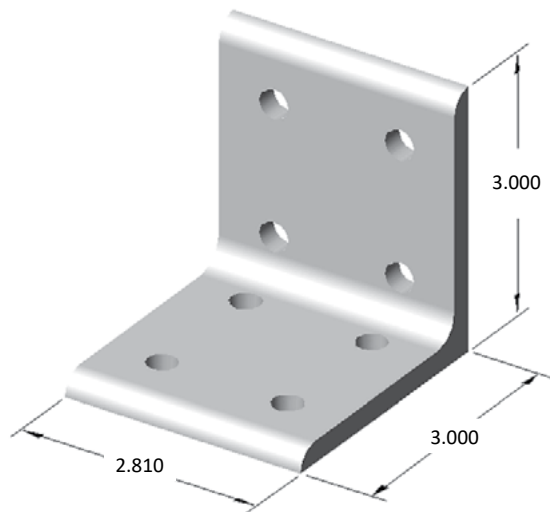
15CB4805

8 HOLE INSIDE CORNER BRACKET



RECOMMENDED HARDWARE

QTY	DESCRIPTION	PART NO.
8	5/16-18 x 5/8 FBHSCS	13FA3331
8	5/16-18 ECONOMY T-NUT	15FA3501



Part weight: .365 lbs

15 SERIES BRACKETS

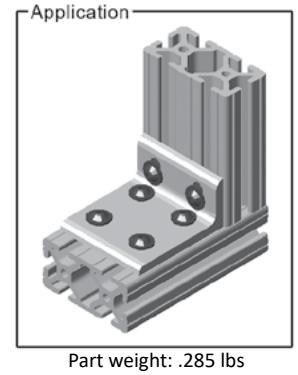
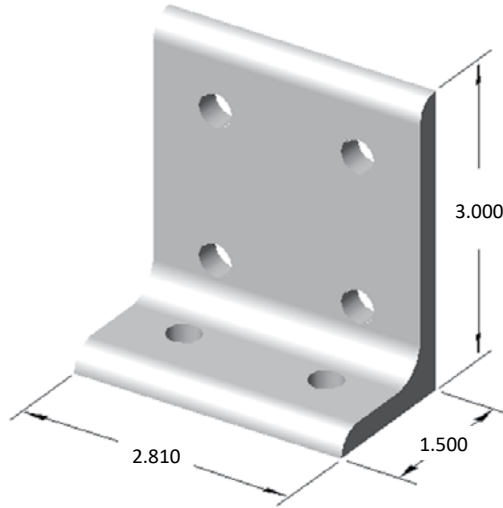
15CB4806

6 HOLE INSIDE CORNER BRACKET



RECOMMENDED HARDWARE

QTY	DESCRIPTION	PART NO.
6	5/16-18 x 5/8 FBHSCS	13FA3331
6	5/16-18 ECONOMY T-NUT	15FA3501




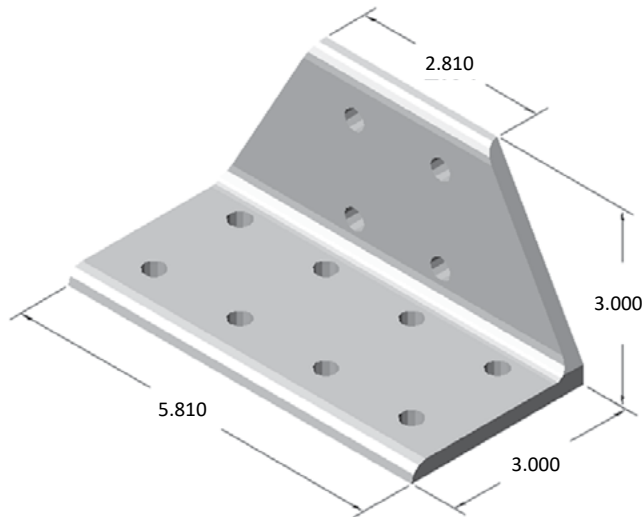
15CB4808* (non-stock)

12 HOLE CENTER INSIDE CORNER BRACKET



RECOMMENDED HARDWARE

QTY	DESCRIPTION	PART NO.
12	5/16-18 x 5/8 FBHSCS	13FA3331
12	5/16-18 ECONOMY T-NUT	15FA3501



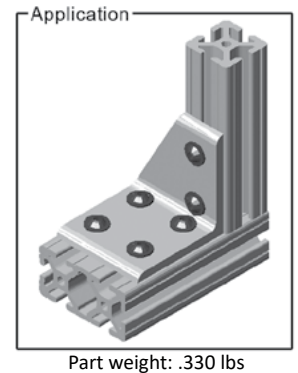
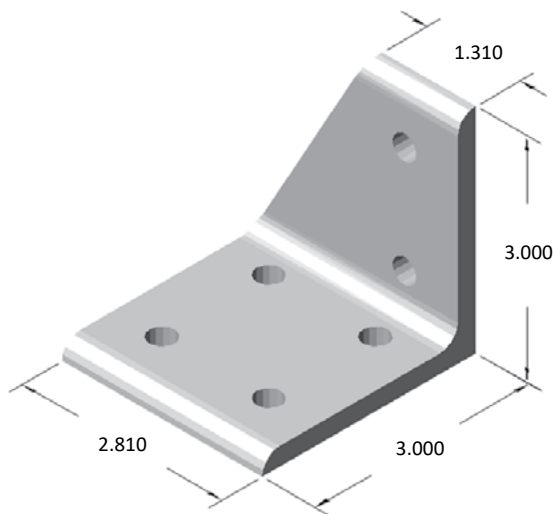
15CB4811* (non-stock)

6 HOLE RIGHT INSIDE CORNER BRACKET




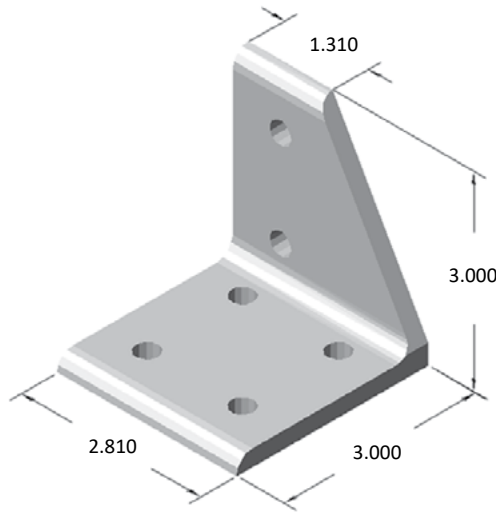
RECOMMENDED HARDWARE

QTY	DESCRIPTION	PART NO.
6	5/16-18 x 5/8 FBHSCS	13FA3331
6	5/16-18 ECONOMY T-NUT	15FA3501



15CB4812* (non-stock)

6 HOLE LEFT INSIDE CORNER BRACKET




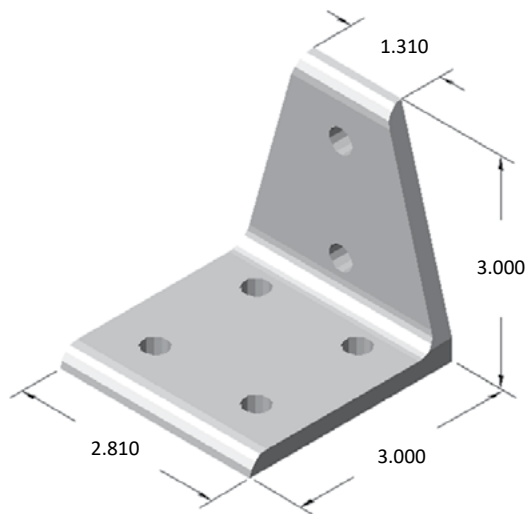
Part weight: .320 lbs

RECOMMENDED HARDWARE

QTY	DESCRIPTION	PART NO.
6	5/16-18 x 5/8 FBHSCS	13FA3331
6	5/16-18 ECONOMY T-NUT	15FA3501

15CB4813* (non-stock)

6 HOLE CENTER INSIDE CORNER BRACKET




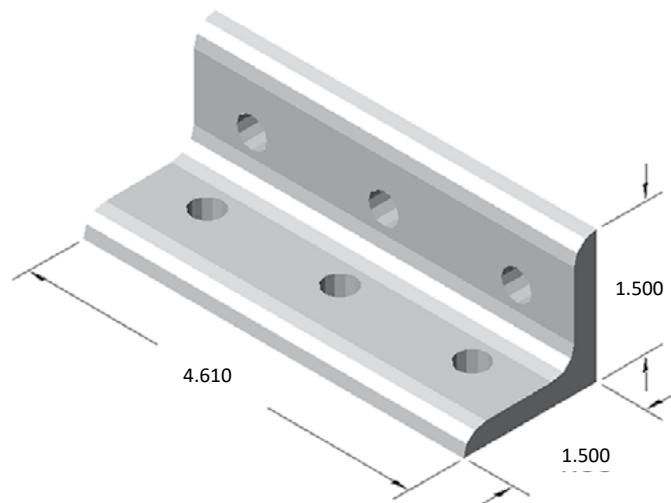
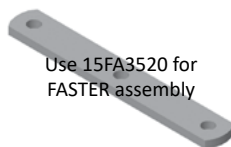
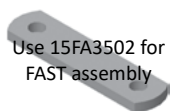
Part weight: .335 lbs

RECOMMENDED HARDWARE

QTY	DESCRIPTION	PART NO.
6	5/16-18 x 5/8 FBHSCS	13FA3331
6	5/16-18 ECONOMY T-NUT	15FA3501

15CB4815

6 HOLE INSIDE CORNER BRACKET



Part weight: .275 lbs


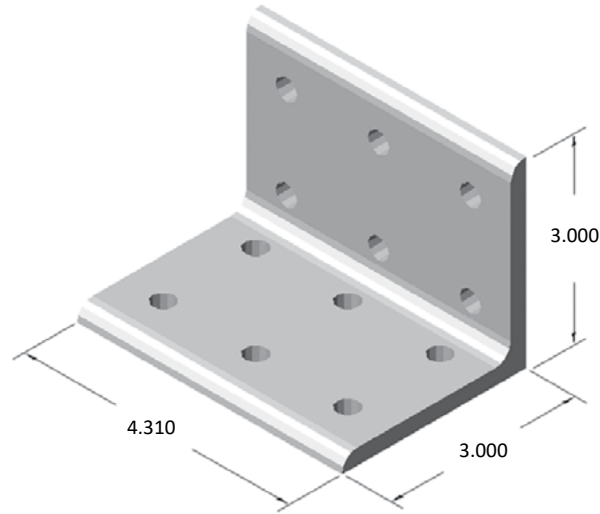
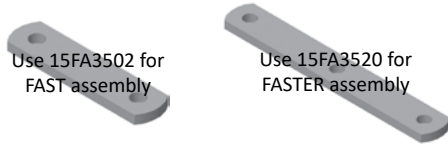
RECOMMENDED HARDWARE

QTY	DESCRIPTION	PART NO.
6	5/16-18 x 5/8 FBHSCS	13FA3331
6	5/16-18 ECONOMY T-NUT	15FA3501

15 SERIES BRACKETS

15CB4816* (non-stock)

12 HOLE INSIDE CORNER BRACKET


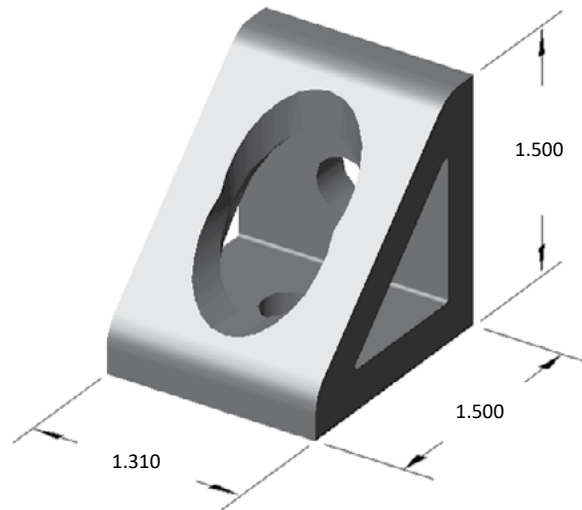
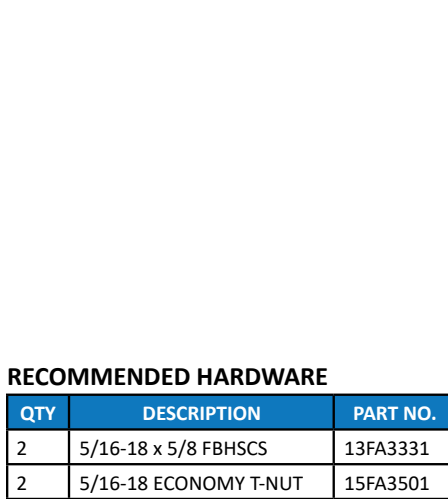


RECOMMENDED HARDWARE

QTY	DESCRIPTION	PART NO.
12	5/16-18 x 5/8 FBHSCS	13FA3331
12	5/16-18 ECONOMY T-NUT	15FA3501

15CB4840

2 HOLE INSIDE GUSSET CORNER BRACKET


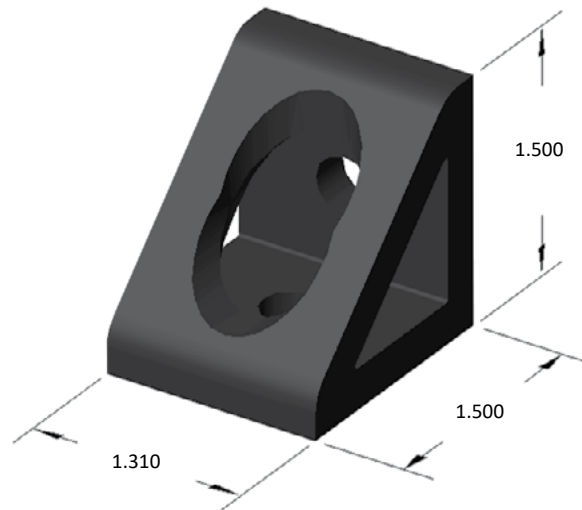
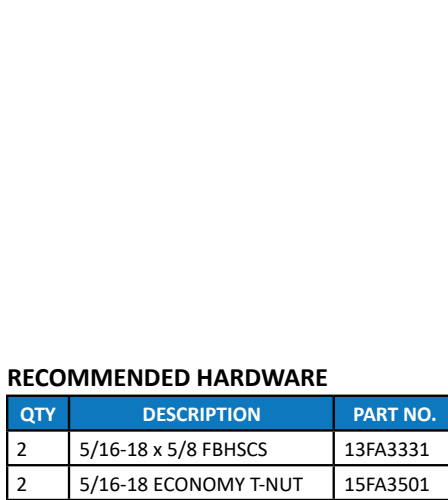


RECOMMENDED HARDWARE

QTY	DESCRIPTION	PART NO.
2	5/16-18 x 5/8 FBHSCS	13FA3331
2	5/16-18 ECONOMY T-NUT	15FA3501

15CB4840-BLK

2 HOLE INSIDE GUSSET CORNER BRACKET


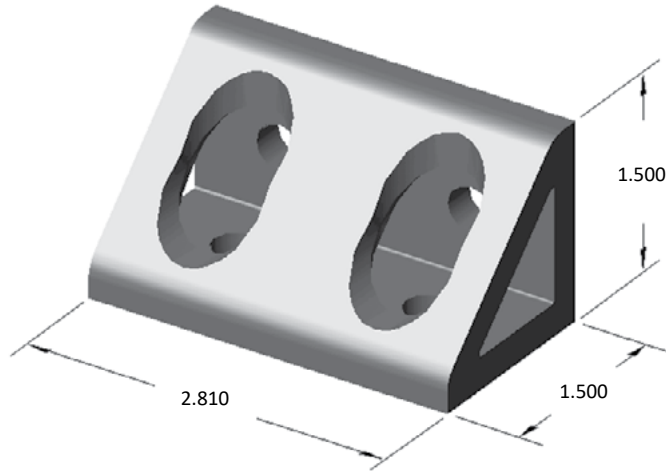


RECOMMENDED HARDWARE

QTY	DESCRIPTION	PART NO.
2	5/16-18 x 5/8 FBHSCS	13FA3331
2	5/16-18 ECONOMY T-NUT	15FA3501

15CB4841

4 HOLE INSIDE GUSSET CORNER BRACKET



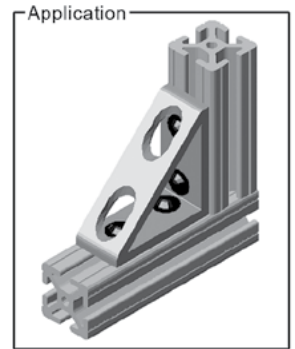
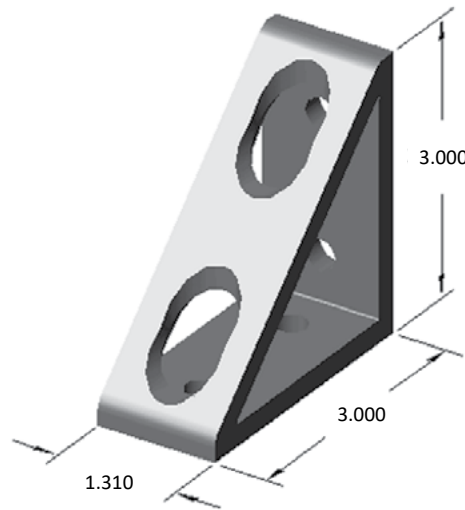
Part weight: .245 lbs

RECOMMENDED HARDWARE

QTY	DESCRIPTION	PART NO.
4	5/16-18 x 5/8 FBHSCS	13FA3331
4	5/16-18 ECONOMY T-NUT	15FA3501

15CB4842

4 HOLE INSIDE GUSSET CORNER BRACKET




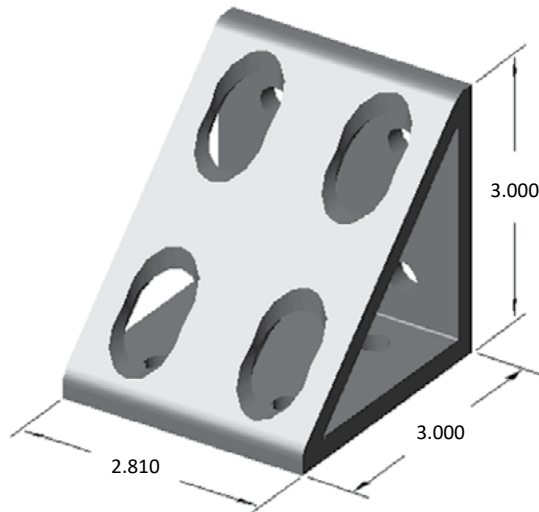
Part weight: .250 lbs

RECOMMENDED HARDWARE

QTY	DESCRIPTION	PART NO.
4	5/16-18 x 5/8 FBHSCS	13FA3331
4	5/16-18 ECONOMY T-NUT	15FA3501

15CB4843

8 HOLE INSIDE GUSSET CORNER BRACKET



Part weight: .540 lbs

RECOMMENDED HARDWARE

QTY	DESCRIPTION	PART NO.
8	5/16-18 x 5/8 FBHSCS	13FA3331
8	5/16-18 ECONOMY T-NUT	15FA3501

15 SERIES BRACKETS


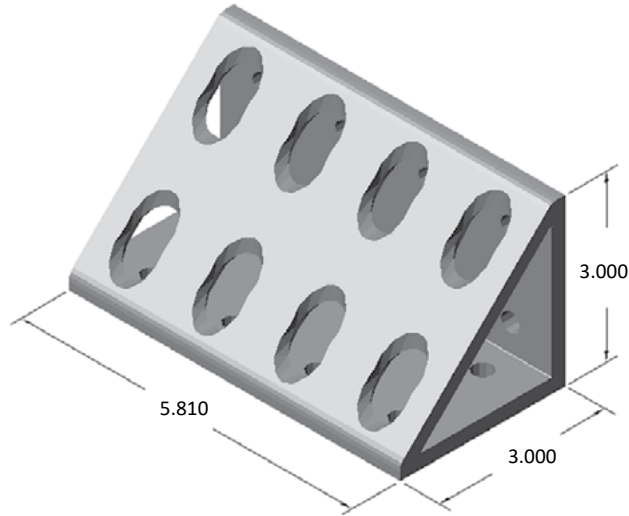
15CB4844* (non-stock)

16 HOLE INSIDE GUSSET CORNER BRACKET



RECOMMENDED HARDWARE

QTY	DESCRIPTION	PART NO.
16	5/16-18 x 5/8 FBHSCS	13FA3331
16	5/16-18 ECONOMY T-NUT	15FA3501




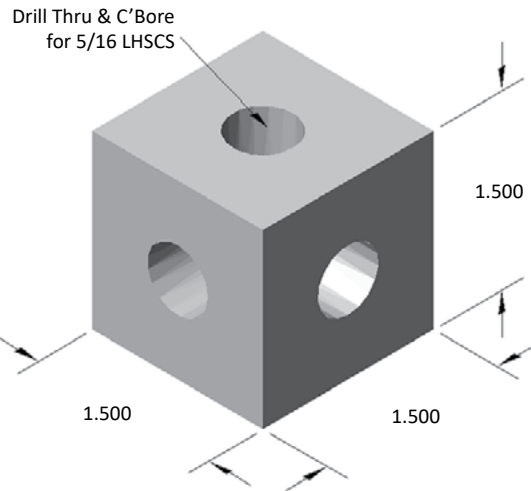
15CB4846

SQUARE TRI-CORNER BRACKET

• Requires end taps on extrusions

RECOMMENDED HARDWARE

QTY	DESCRIPTION	PART NO.
3	5/16-18 x 1 1/4 LHSCS	13FA3710




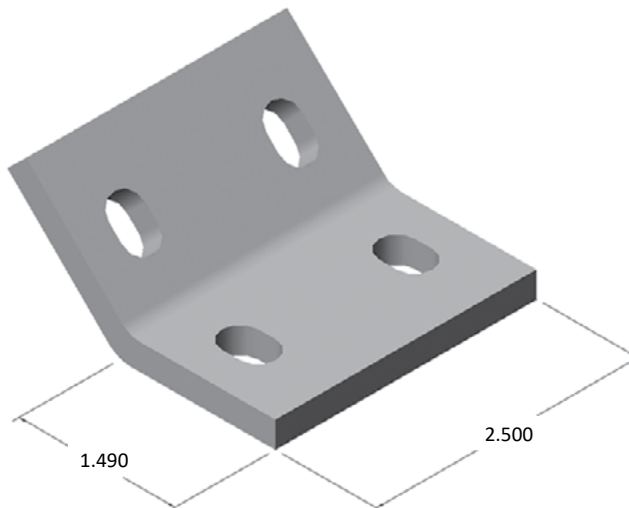
15CB4870

4 HOLE 45° SLOTTED CORNER BRACKET




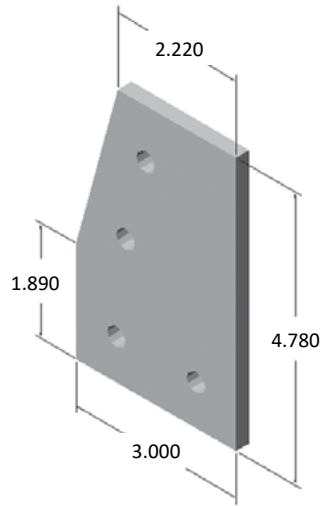
RECOMMENDED HARDWARE

QTY	DESCRIPTION	PART NO.
4	5/16-18 x 5/8 FBHSCS	13FA3331
4	5/16-18 ECONOMY T-NUT	15FA3501



15JP4500* (non-stock)

4 HOLE 75° JOINING PLATE




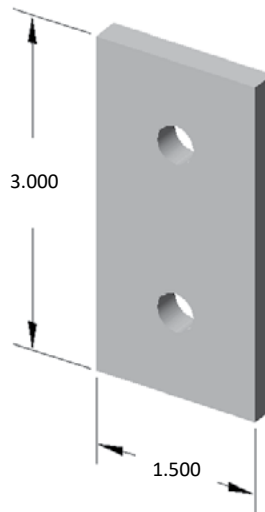
Part weight: .290 lbs

RECOMMENDED HARDWARE

QTY	DESCRIPTION	PART NO.
4	5/16-18 x 5/8 FBHSCS	13FA3331
4	5/16-18 ECONOMY T-NUT	15FA3501

15JP4501

2 HOLE JOINING STRIP




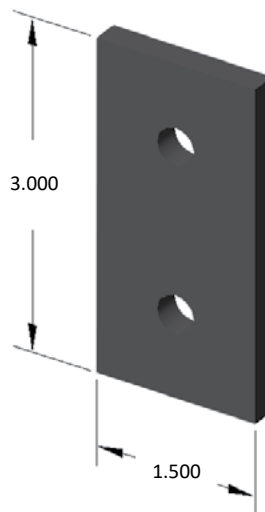
Part weight: .105 lbs

RECOMMENDED HARDWARE

QTY	DESCRIPTION	PART NO.
2	5/16-18 x 5/8 FBHSCS	13FA3331
2	5/16-18 ECONOMY T-NUT	15FA3501

15JP4501-BLK

2 HOLE JOINING STRIP



Part weight: .105 lbs

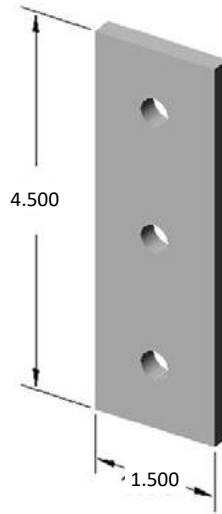
RECOMMENDED HARDWARE

QTY	DESCRIPTION	PART NO.
2	5/16-18 x 5/8 FBHSCS	13FA3331
2	5/16-18 ECONOMY T-NUT	15FA3501

15 SERIES BRACKETS

15JP4502

3 HOLE JOINING STRIP




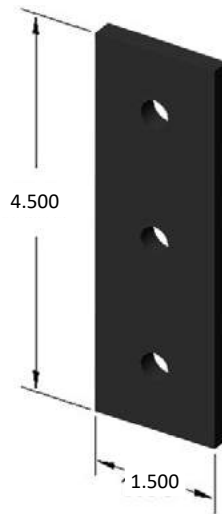
Part weight: .155 lbs

RECOMMENDED HARDWARE

QTY	DESCRIPTION	PART NO.
3	5/16-18 x 5/8 FBHSCS	13FA3331
3	5/16-18 ECONOMY T-NUT	15FA3501

15JP4502-BLK

3 HOLE JOINING STRIP



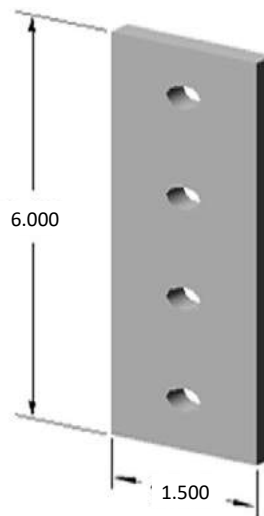
Part weight: .155 lbs

RECOMMENDED HARDWARE

QTY	DESCRIPTION	PART NO.
3	5/16-18 x 5/8 FBHSCS	13FA3331
3	5/16-18 ECONOMY T-NUT	15FA3501

15JP4503

4 HOLE JOINING STRIP




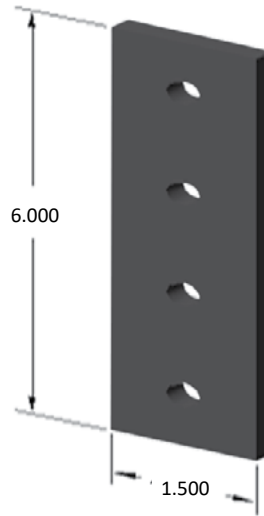
Part weight: .205 lbs

RECOMMENDED HARDWARE

QTY	DESCRIPTION	PART NO.
4	5/16-18 x 5/8 FBHSCS	13FA3331
4	5/16-18 ECONOMY T-NUT	15FA3501

15JP4503-BLK

4 HOLE JOINING STRIP




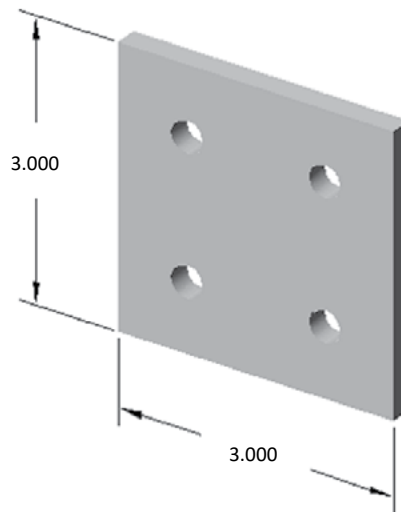
Part weight: .205 lbs

RECOMMENDED HARDWARE

QTY	DESCRIPTION	PART NO.
4	5/16-18 x 5/8 FBHSCS	13FA3331
4	5/16-18 ECONOMY T-NUT	15FA3501

15JP4504

4 HOLE JOINING PLATE



Part weight: .210 lbs

RECOMMENDED HARDWARE


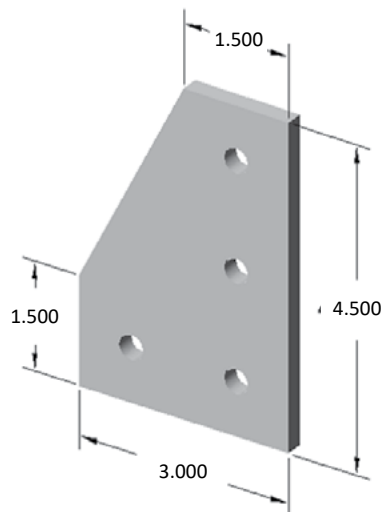
QTY	DESCRIPTION	PART NO.
4	5/16-18 x 5/8 FBHSCS	13FA3331
4	5/16-18 ECONOMY T-NUT	15FA3501

15JP4505

4 HOLE 90° JOINING PLATE



Use 15FA3502 for FAST assembly



Part weight: .265 lbs

RECOMMENDED HARDWARE

QTY	DESCRIPTION	PART NO.
4	5/16-18 x 5/8 FBHSCS	13FA3331
4	5/16-18 ECONOMY T-NUT	15FA3501

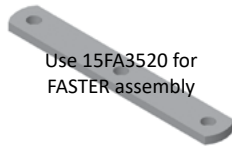
15 SERIES BRACKETS

15JP4506


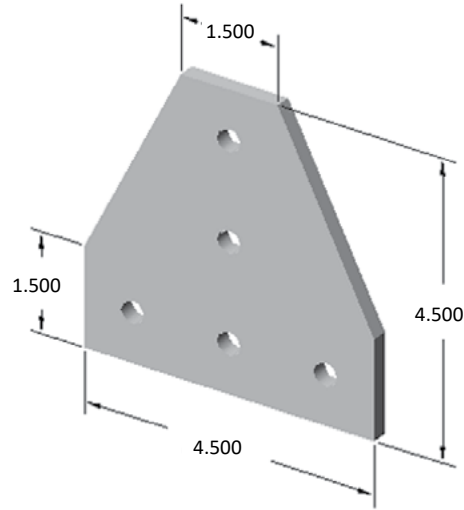
5 HOLE TEE JOINING PLATE



Use 15FA3502 for FAST assembly



Use 15FA3520 for FASTER assembly



Part weight: .370 lbs

RECOMMENDED HARDWARE

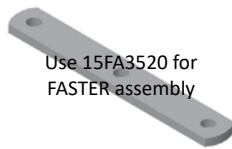
QTY	DESCRIPTION	PART NO.
5	5/16-18 x 5/8 FBHSCS	13FA3331
5	5/16-18 ECONOMY T-NUT	15FA3501

15JP4506-BLK

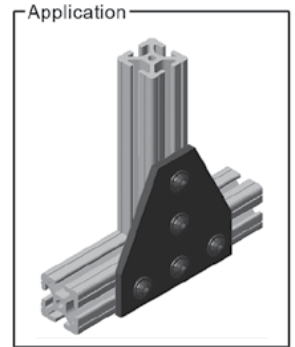
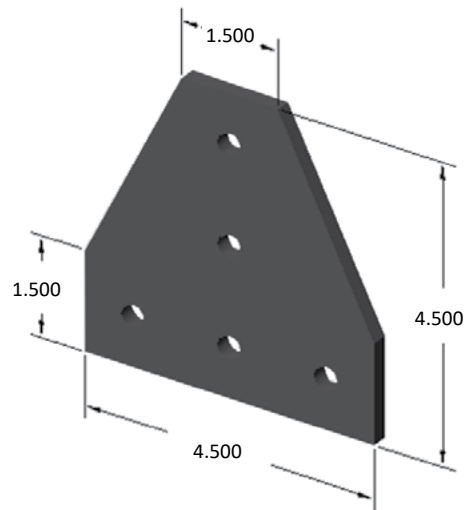
5 HOLE TEE JOINING PLATE



Use 15FA3502 for FAST assembly



Use 15FA3520 for FASTER assembly



Part weight: .370 lbs

RECOMMENDED HARDWARE

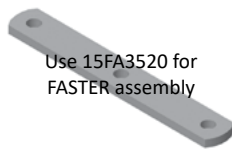
QTY	DESCRIPTION	PART NO.
5	5/16-18 x 5/8 FBHSCS	13FA3331
5	5/16-18 ECONOMY T-NUT	15FA3501

15JP4507


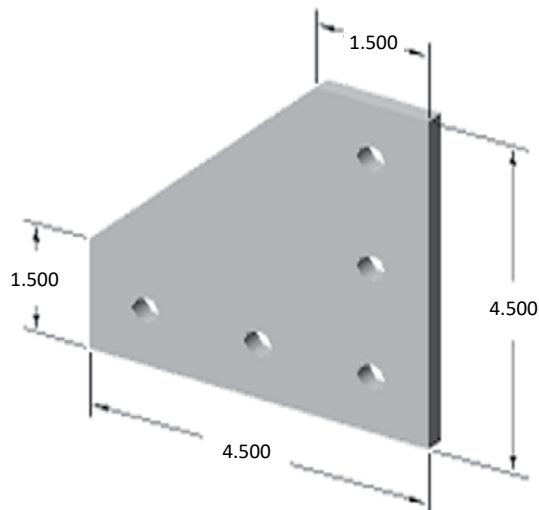
5 HOLE 90° JOINING PLATE



Use 15FA3502 for FAST assembly



Use 15FA3520 for FASTER assembly




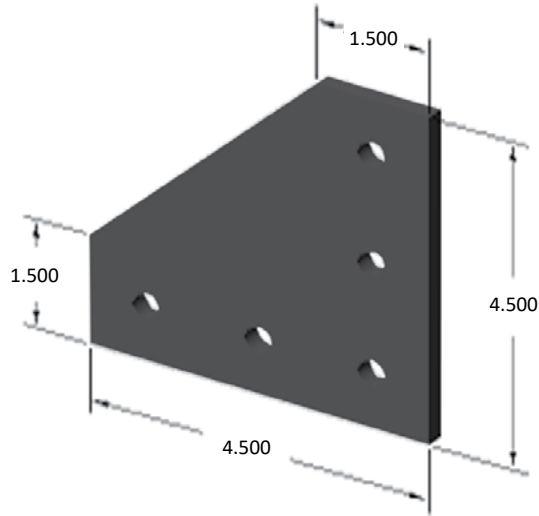
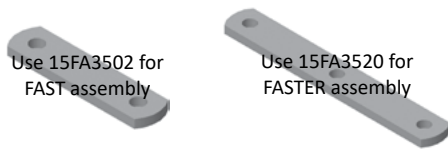
Part weight: .375 lbs

RECOMMENDED HARDWARE

QTY	DESCRIPTION	PART NO.
5	5/16-18 x 5/8 FBHSCS	13FA3331
5	5/16-18 ECONOMY T-NUT	15FA3501

15JP4507-BLK

5 HOLE 90° JOINING PLATE


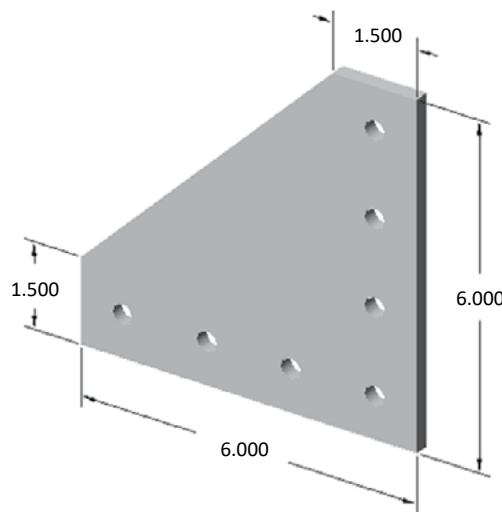
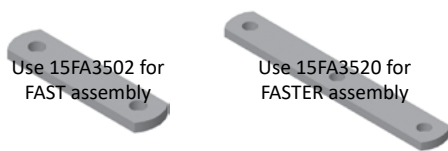


RECOMMENDED HARDWARE

QTY	DESCRIPTION	PART NO.
5	5/16-18 x 5/8 FBHSCS	13FA3331
5	5/16-18 ECONOMY T-NUT	15FA3501

15JP4508

7 HOLE 90° JOINING PLATE


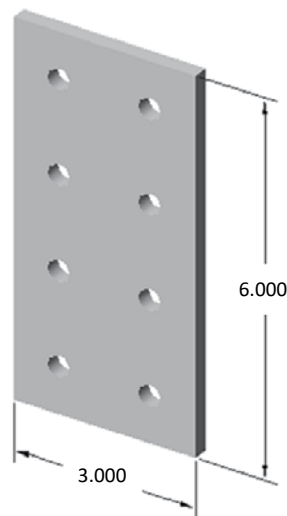
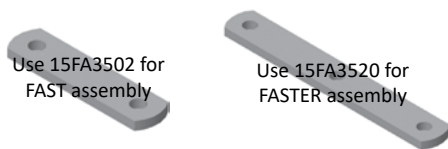


RECOMMENDED HARDWARE

QTY	DESCRIPTION	PART NO.
7	5/16-18 x 5/8 FBHSCS	13FA3331
7	5/16-18 ECONOMY T-NUT	15FA3501

15JP4509

8 HOLE JOINING PLATE




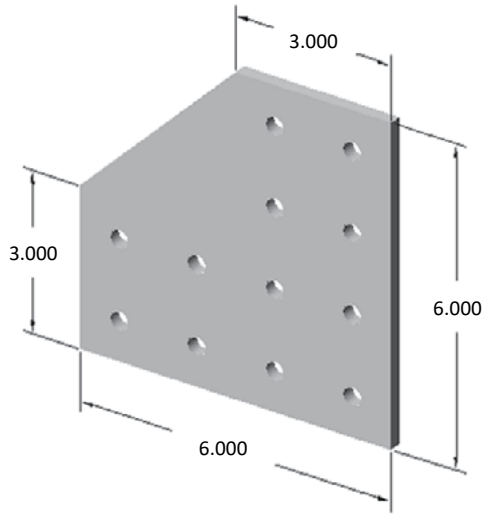
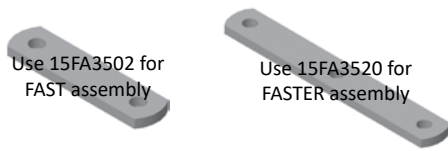
RECOMMENDED HARDWARE

QTY	DESCRIPTION	PART NO.
8	5/16-18 x 5/8 FBHSCS	13FA3331
8	5/16-18 ECONOMY T-NUT	15FA3501

15 SERIES BRACKETS

15JP4510

12 HOLE 90° JOINING PLATE



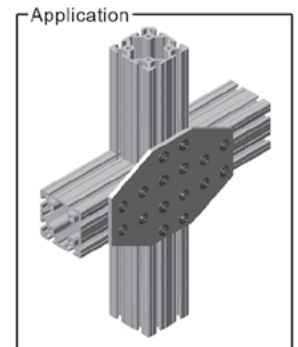
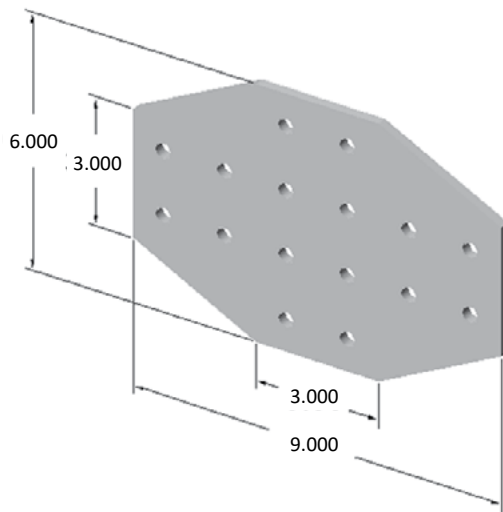
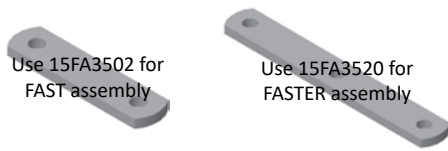
Part weight: .735 lbs

RECOMMENDED HARDWARE

QTY	DESCRIPTION	PART NO.
12	5/16-18 x 5/8 FBHSCS	13FA3331
12	5/16-18 ECONOMY T-NUT	15FA3501

15JP4511* (non-stock)

16 HOLE CROSS JOINING PLATE




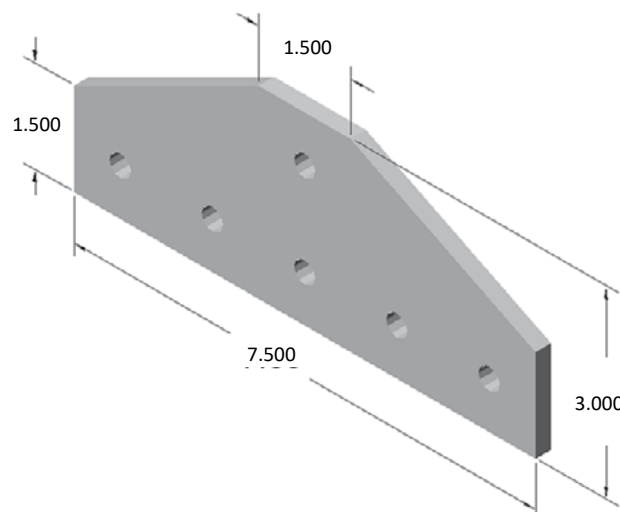
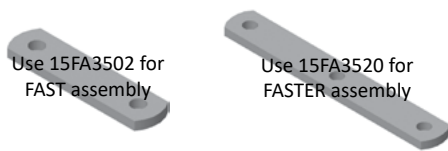
Part weight: 1.065 lbs

RECOMMENDED HARDWARE

QTY	DESCRIPTION	PART NO.
16	5/16-18 x 5/8 FBHSCS	13FA3331
16	5/16-18 ECONOMY T-NUT	15FA3501

15JP4512* (non-stock)

6 HOLE TEE JOINING PLATE




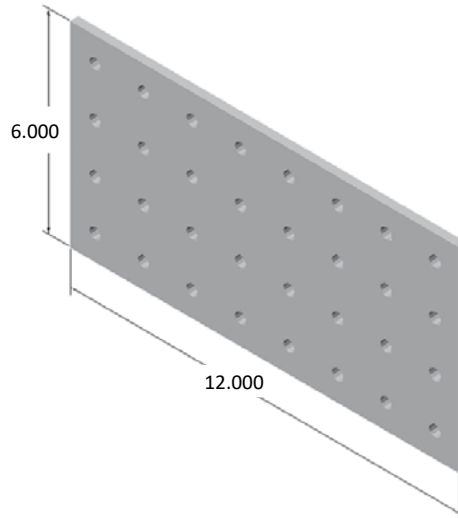
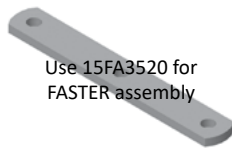
Part weight: .415 lbs

RECOMMENDED HARDWARE

QTY	DESCRIPTION	PART NO.
6	5/16-18 x 5/8 FBHSCS	13FA3331
6	5/16-18 ECONOMY T-NUT	15FA3501

15JP4513* (non-stock)

32 HOLE JOINING PLATE




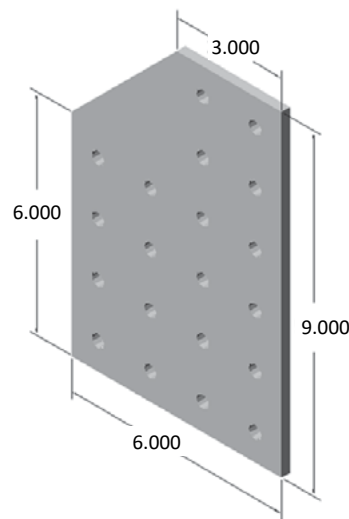
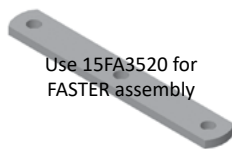
Part weight: 1.650 lbs

RECOMMENDED HARDWARE

QTY	DESCRIPTION	PART NO.
32	5/16-18 x 5/8 FBHSCS	13FA3331
32	5/16-18 ECONOMY T-NUT	15FA3501

15JP4514* (non-stock)

20 HOLE 90° JOINING PLATE



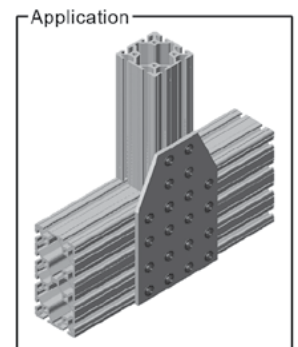
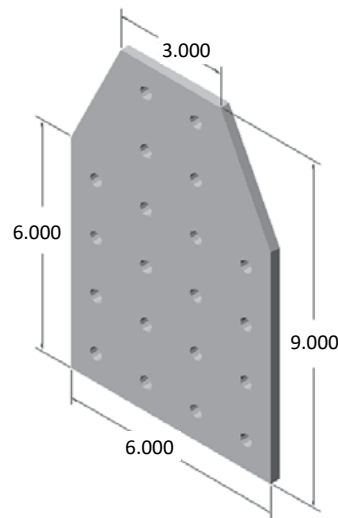
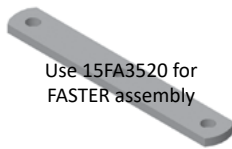
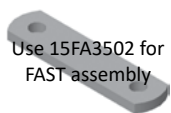
Part weight: 1.140 lbs

RECOMMENDED HARDWARE

QTY	DESCRIPTION	PART NO.
20	5/16-18 x 5/8 FBHSCS	13FA3331
20	5/16-18 ECONOMY T-NUT	15FA3501

15JP4515* (non-stock)

20 HOLE TEE JOINING PLATE



Part weight: 1.175 lbs


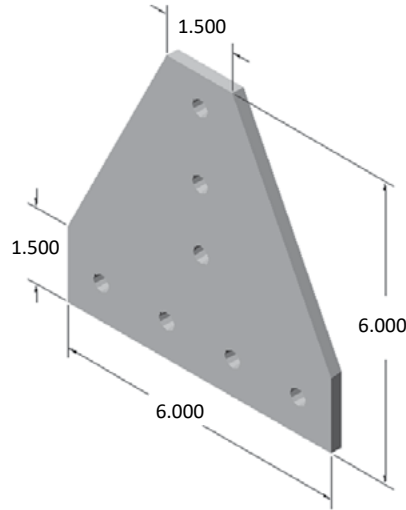
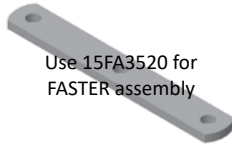
RECOMMENDED HARDWARE

QTY	DESCRIPTION	PART NO.
20	5/16-18 x 5/8 FBHSCS	13FA3331
20	5/16-18 ECONOMY T-NUT	15FA3501

15 SERIES BRACKETS

15JP4516* (non-stock)

7 HOLE TEE JOINING PLATE




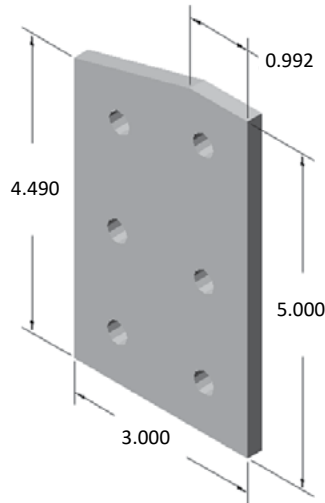
Part weight: .615 lbs

RECOMMENDED HARDWARE

QTY	DESCRIPTION	PART NO.
7	5/16-18 x 5/8 FBHSCS	13FA3331
7	5/16-18 ECONOMY T-NUT	15FA3501

15JP4517* (non-stock)

6 HOLE 15° JOINING PLATE




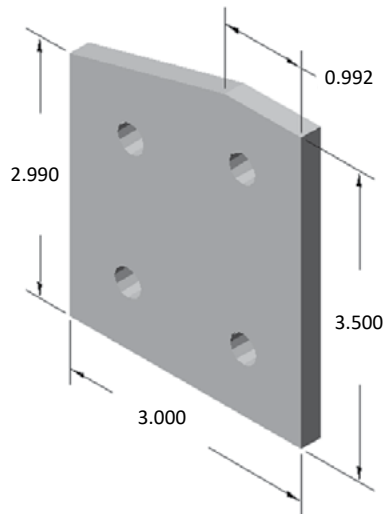
Part weight: .335 lbs

RECOMMENDED HARDWARE

QTY	DESCRIPTION	PART NO.
6	5/16-18 x 5/8 FBHSCS	13FA3331
6	5/16-18 ECONOMY T-NUT	15FA3501

15JP4518* (non-stock)

4 HOLE 15° JOINING PLATE




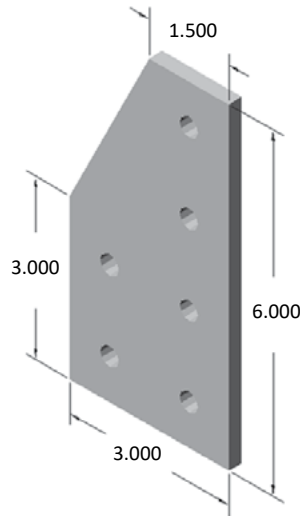
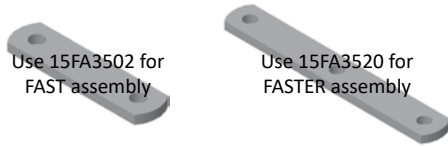
Part weight: .230 lbs

RECOMMENDED HARDWARE

QTY	DESCRIPTION	PART NO.
4	5/16-18 x 5/8 FBHSCS	13FA3331
4	5/16-18 ECONOMY T-NUT	15FA3501

15JP4519* (non-stock)

6 HOLE 90° JOINING PLATE




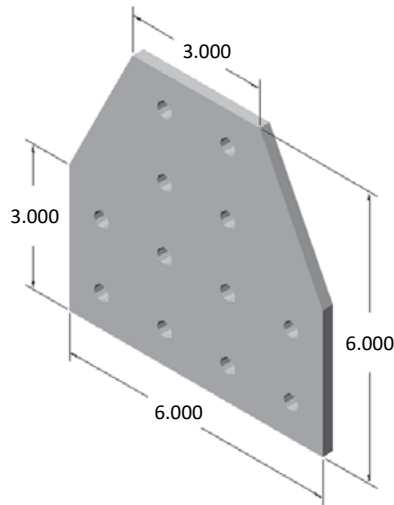
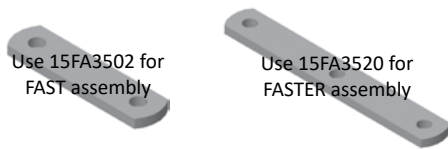
Part weight: .370 lbs

RECOMMENDED HARDWARE

QTY	DESCRIPTION	PART NO.
6	5/16-18 x 5/8 FBHSCS	13FA3331
6	5/16-18 ECONOMY T-NUT	15FA3501

15JP4520

12 HOLE TEE JOINING PLATE




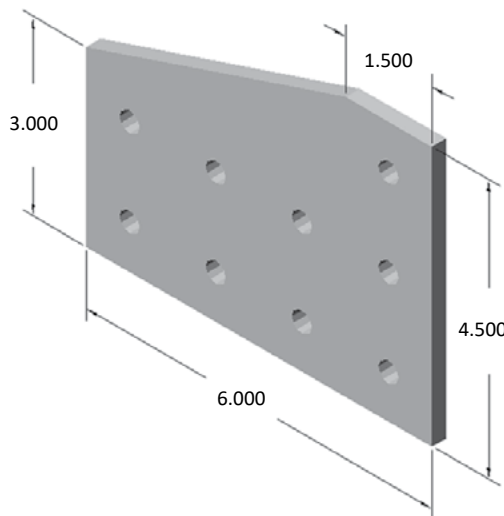
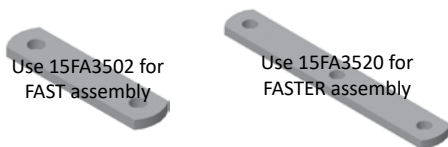
Part weight: .730 lbs

RECOMMENDED HARDWARE

QTY	DESCRIPTION	PART NO.
12	5/16-18 x 5/8 FBHSCS	13FA3331
12	5/16-18 ECONOMY T-NUT	15FA3501

15JP4521* (non-stock)

9 HOLE 90° JOINING PLATE



Part weight: .545 lbs

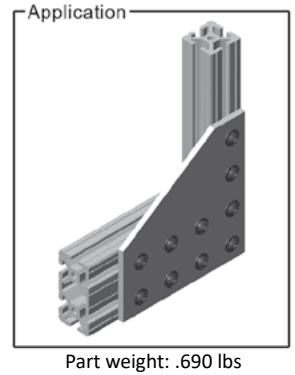
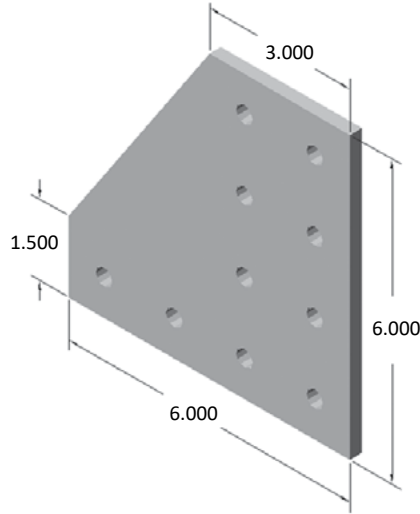
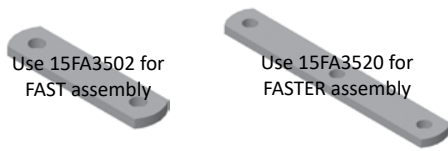
RECOMMENDED HARDWARE

QTY	DESCRIPTION	PART NO.
9	5/16-18 x 5/8 FBHSCS	13FA3331
9	5/16-18 ECONOMY T-NUT	15FA3501

15 SERIES BRACKETS

15JP4522* (non-stock)

10 HOLE 90° JOINING PLATE


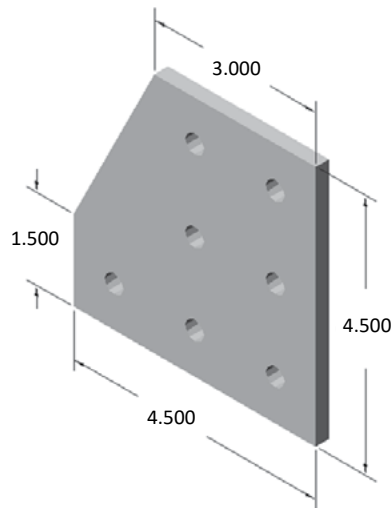
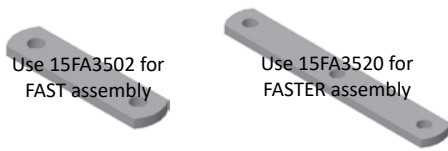


RECOMMENDED HARDWARE

QTY	DESCRIPTION	PART NO.
10	5/16-18 x 5/8 FBHSCS	13FA3331
10	5/16-18 ECONOMY T-NUT	15FA3501

15JP4523* (non-stock)

7 HOLE 90° JOINING PLATE


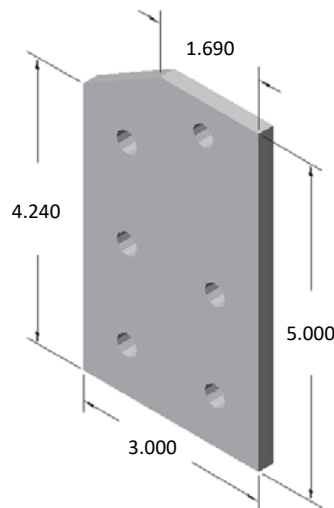


RECOMMENDED HARDWARE

QTY	DESCRIPTION	PART NO.
7	5/16-18 x 5/8 FBHSCS	13FA3331
7	5/16-18 ECONOMY T-NUT	15FA3501

15JP4524* (non-stock)

6 HOLE 30° JOINING PLATE



RECOMMENDED HARDWARE

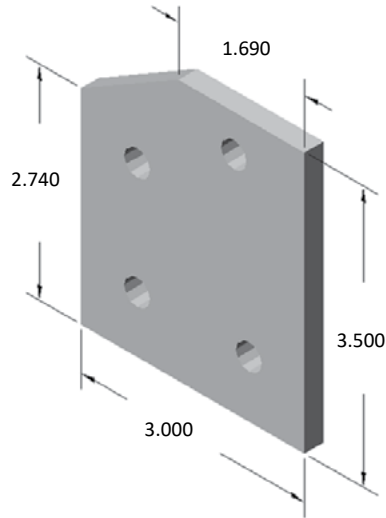
QTY	DESCRIPTION	PART NO.
6	5/16-18 x 5/8 FBHSCS	13FA3331
6	5/16-18 ECONOMY T-NUT	15FA3501

15JP4525* (non-stock)

4 HOLE 30° JOINING PLATE



Use 15FA3502 for FAST assembly



Part weight: .230 lbs

RECOMMENDED HARDWARE

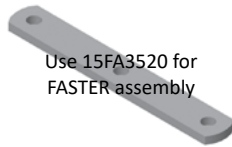
QTY	DESCRIPTION	PART NO.
4	5/16-18 x 5/8 FBHSCS	13FA3331
4	5/16-18 ECONOMY T-NUT	15FA3501

15JP4526* (non-stock)

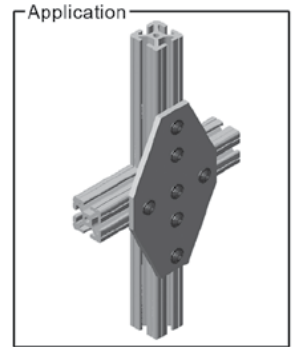
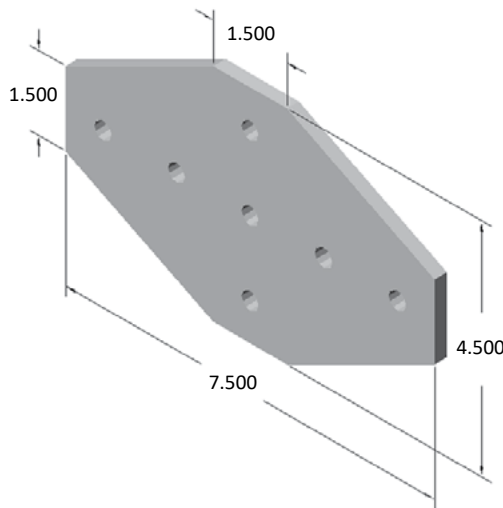
7 HOLE CROSS JOINING PLATE



Use 15FA3502 for FAST assembly



Use 15FA3520 for FASTER assembly



Part weight: .580 lbs

RECOMMENDED HARDWARE


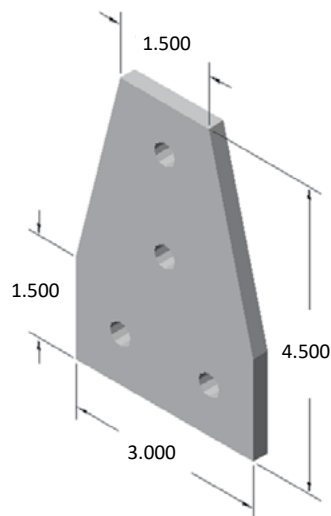
QTY	DESCRIPTION	PART NO.
7	5/16-18 x 5/8 FBHSCS	13FA3331
7	5/16-18 ECONOMY T-NUT	15FA3501

15JP4527

4 HOLE TEE JOINING PLATE



Use 15FA3502 for FAST assembly



Part weight: .260 lbs

RECOMMENDED HARDWARE

QTY	DESCRIPTION	PART NO.
4	5/16-18 x 5/8 FBHSCS	13FA3331
4	5/16-18 ECONOMY T-NUT	15FA3501


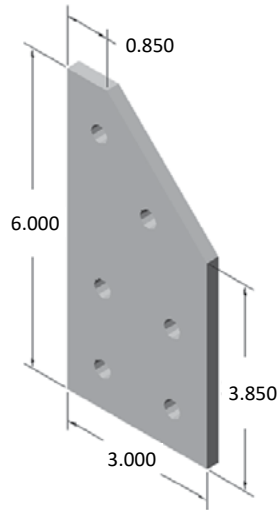
15 SERIES BRACKETS

15JP4528* (non-stock)

6 HOLE 45° JOINING PLATE



Use 15FA3502 for FAST assembly



Part weight: .365 lbs

RECOMMENDED HARDWARE


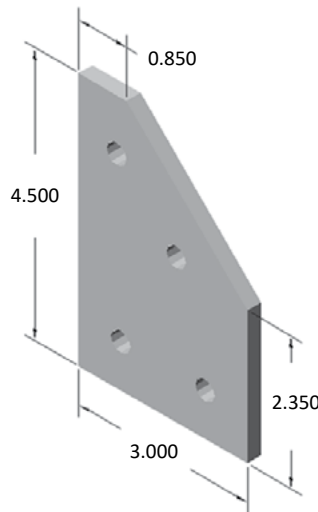
QTY	DESCRIPTION	PART NO.
6	5/16-18 x 5/8 FBHSCS	13FA3331
6	5/16-18 ECONOMY T-NUT	15FA3501

15JP4529* (non-stock)

4 HOLE 45° JOINING PLATE



Use 15FA3502 for FAST assembly



Part weight: .260 lbs

RECOMMENDED HARDWARE

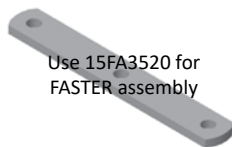
QTY	DESCRIPTION	PART NO.
4	5/16-18 x 5/8 FBHSCS	13FA3331
4	5/16-18 ECONOMY T-NUT	15FA3501

15JP4530* (non-stock)

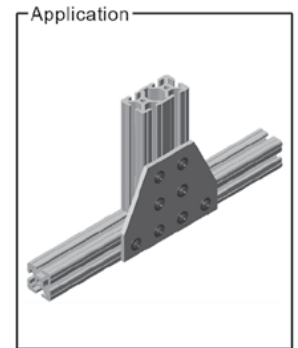
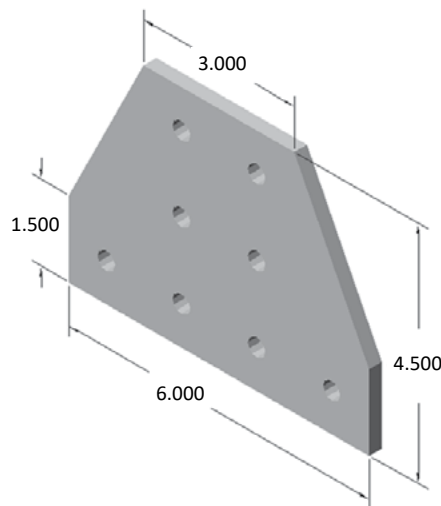
8 HOLE TEE JOINING PLATE



Use 15FA3502 for FAST assembly



Use 15FA3520 for FASTER assembly



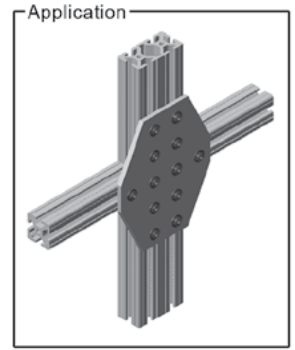
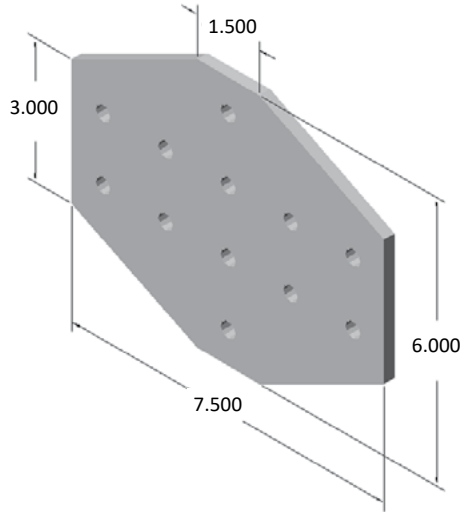
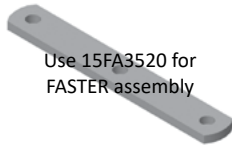
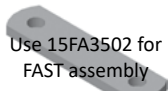
Part weight: .525 lbs

RECOMMENDED HARDWARE

QTY	DESCRIPTION	PART NO.
8	5/16-18 x 5/8 FBHSCS	13FA3331
8	5/16-18 ECONOMY T-NUT	15FA3501

15JP4531* (non-stock)

12 HOLE CROSS JOINING PLATE




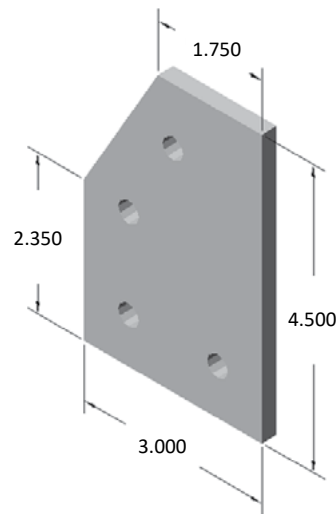
Part weight: .850 lbs

RECOMMENDED HARDWARE

QTY	DESCRIPTION	PART NO.
12	5/16-18 x 5/8 FBHSCS	13FA3331
12	5/16-18 ECONOMY T-NUT	15FA3501

15JP4532* (non-stock)

4 HOLE 60° JOINING PLATE




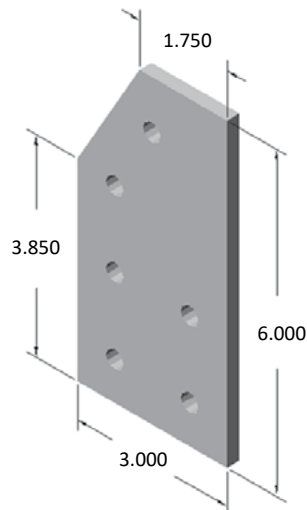
Part weight: .280 lbs

RECOMMENDED HARDWARE

QTY	DESCRIPTION	PART NO.
4	5/16-18 x 5/8 FBHSCS	13FA3331
4	5/16-18 ECONOMY T-NUT	15FA3501

15JP4533* (non-stock)

6 HOLE 60° JOINING PLATE



Part weight: .395 lbs

RECOMMENDED HARDWARE

QTY	DESCRIPTION	PART NO.
6	5/16-18 x 5/8 FBHSCS	13FA3331
6	5/16-18 ECONOMY T-NUT	15FA3501

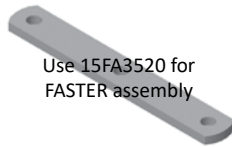
15 SERIES BRACKETS

15JP4534


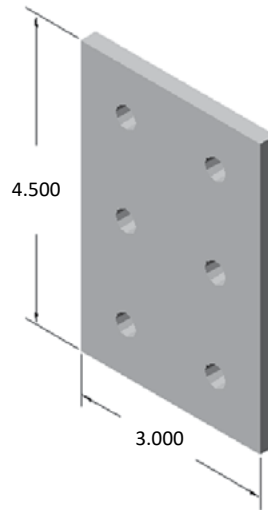
6 HOLE JOINING PLATE



Use 15FA3502 for FAST assembly



Use 15FA3520 for FASTER assembly



Part weight: .310 lbs

RECOMMENDED HARDWARE

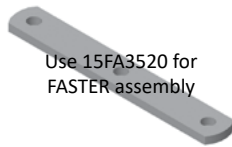
QTY	DESCRIPTION	PART NO.
6	5/16-18 x 5/8 FBHSCS	13FA3331
6	5/16-18 ECONOMY T-NUT	15FA3501

15JP4535* (non-stock)


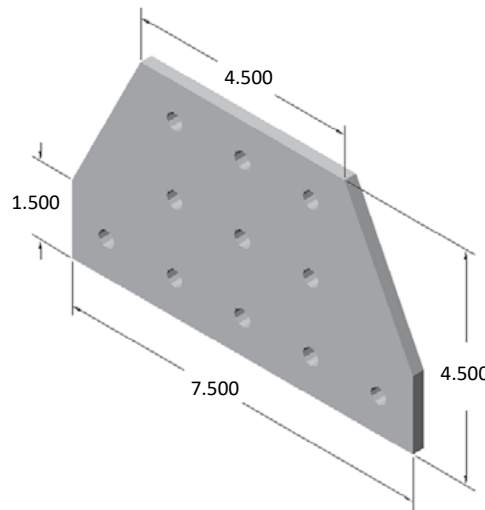
11 HOLE TEE JOINING PLATE



Use 15FA3502 for FAST assembly



Use 15FA3520 for FASTER assembly



Part weight: .680 lbs

RECOMMENDED HARDWARE

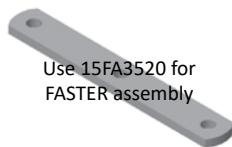
QTY	DESCRIPTION	PART NO.
11	5/16-18 x 5/8 FBHSCS	13FA3331
11	5/16-18 ECONOMY T-NUT	15FA3501

15JP4536* (non-stock)


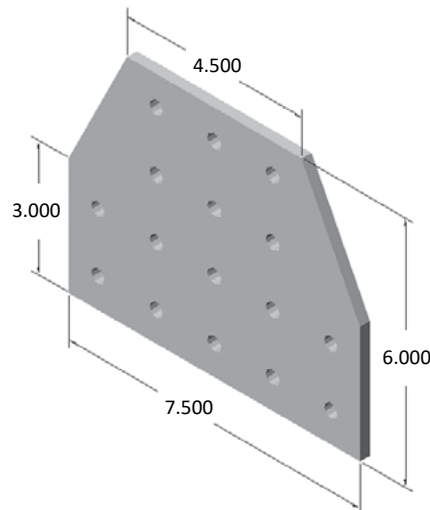
16 HOLE TEE JOINING PLATE



Use 15FA3502 for FAST assembly



Use 15FA3520 for FASTER assembly




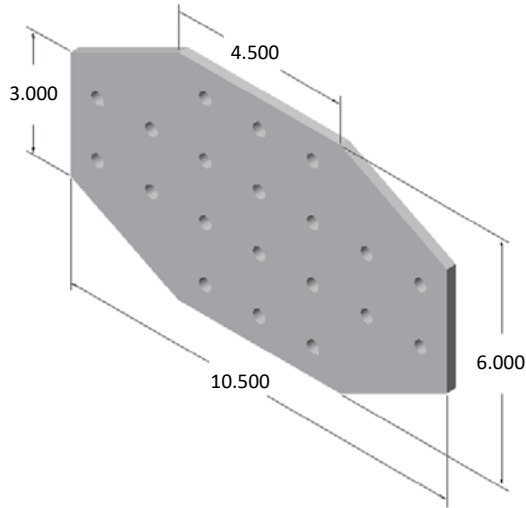
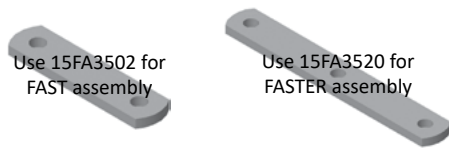
Part weight: .995 lbs

RECOMMENDED HARDWARE

QTY	DESCRIPTION	PART NO.
16	5/16-18 x 5/8 FBHSCS	13FA3331
16	5/16-18 ECONOMY T-NUT	15FA3501

15JP4537* (non-stock)

20 HOLE CROSS JOINING PLATE




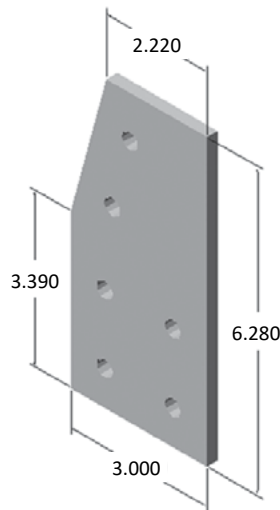
Part weight: 1.290 lbs

RECOMMENDED HARDWARE

QTY	DESCRIPTION	PART NO.
20	5/16-18 x 5/8 FBHSCS	13FA3331
20	5/16-18 ECONOMY T-NUT	15FA3501

15JP4538* (non-stock)

6 HOLE 75° JOINING PLATE



Part weight: .400 lbs

RECOMMENDED HARDWARE

QTY	DESCRIPTION	PART NO.
6	5/16-18 x 5/8 FBHSCS	13FA3331
6	5/16-18 ECONOMY T-NUT	15FA3501

SECTION 5

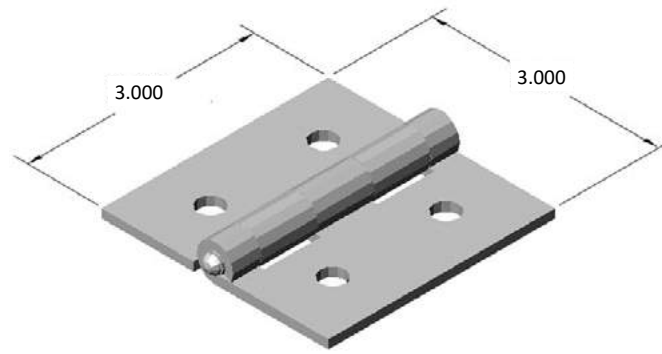
15 SERIES HINGES




15 SERIES HINGES

15HI8514

ALUMINUM BUTT HINGE



- 75 lb. load capacity per hinge
- Clear anodized aluminum hinge with aluminum pin

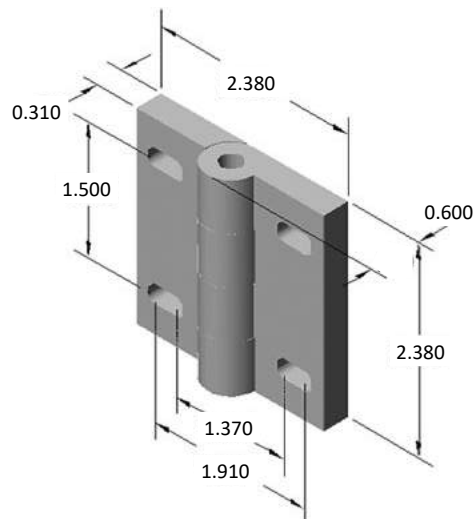


RECOMMENDED HARDWARE

QTY	DESCRIPTION	PART NO.
4	5/16-18 x 1/2 FBHSCS	13FA3330
2	5/16-18 DOUBLE T-NUT	15FA3502

15HI8518

HEAVY DUTY STEEL DOOR HINGE

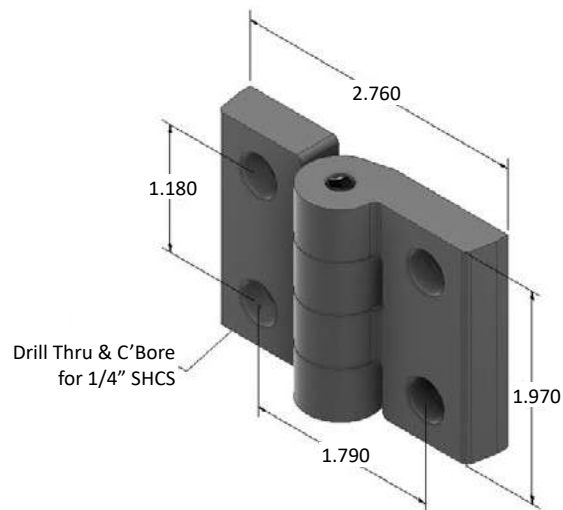


- Hardware included for mounting
- 125 lb load capacity per hinge
- Black finish



15HI8527* (non-stock)


HEAVY DUTY PLASTIC HINGE

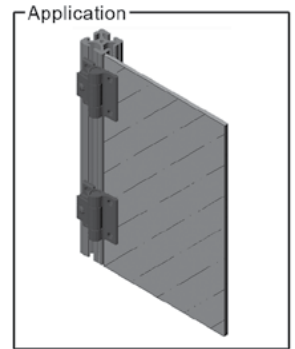
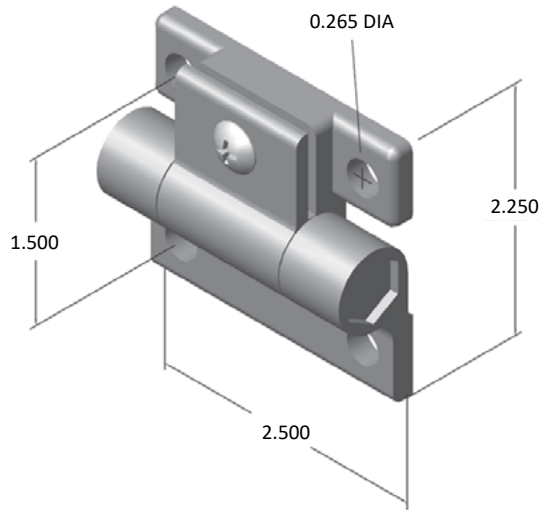


- Hardware included for mounting
- Black technopolymer plastic construction

15HI8515

PLASTIC ADJUSTABLE HINGE


 Not to be used to hinge two extrusions together

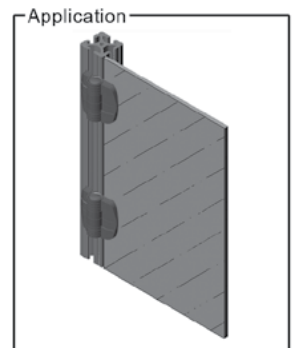
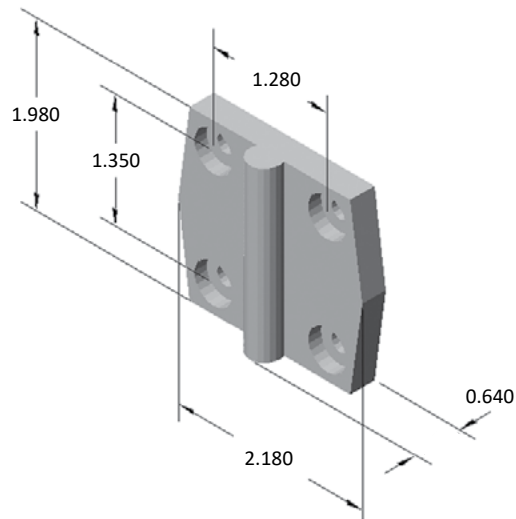


- Use to hang an unframed panel on extrusion frame
- Hardware included for mounting
- Black acetal plastic with polycarbonate pin

15HI8550* (non-stock)

DOOR POSITIONING PLASTIC HINGE


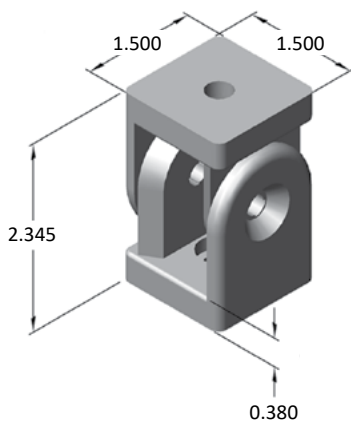
 Not to be used to hinge two extrusions together



- Use to hang an unframed panel on extrusion frame
- Holds door open/closed at 85°, 120°, 155°
- Hardware included for mounting
- Black plastic construction

15HI8712

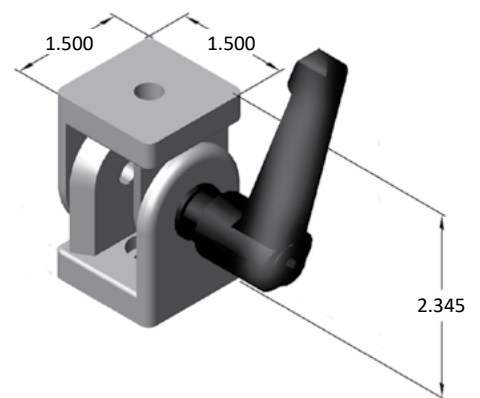
STEEL PIVOT HINGE



- Hardware included
- Heavy duty construction
- Adjustable from 0° to 180°

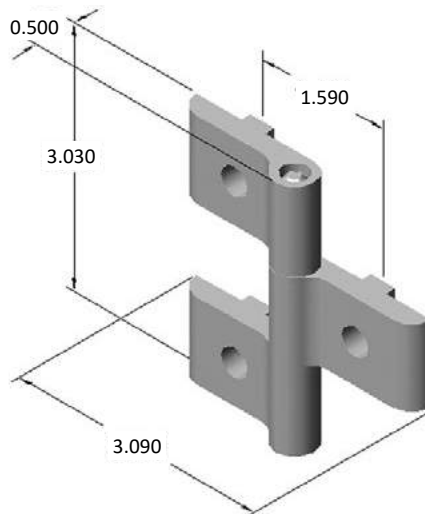
15HI8700

STEEL PIVOT HINGE W/ LOCK HANDLE



15HI8755


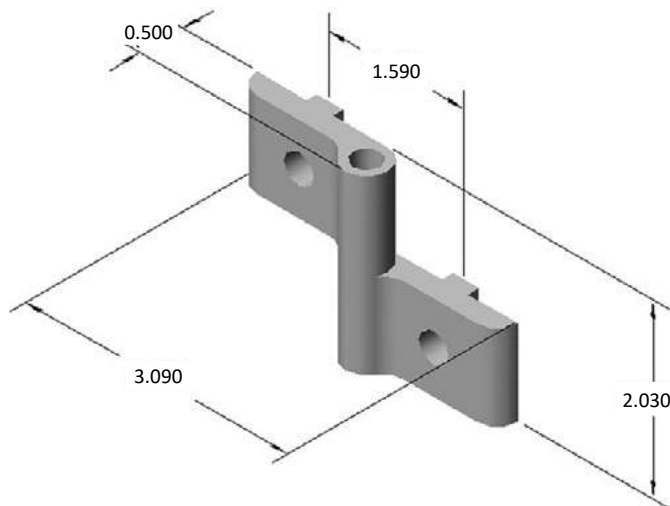
HEAVY DUTY HINGE - ALUMINUM



- For 15 Series extrusions
- Hardware included for mounting
- Aluminum hinge w/ clear anodize finish
- Steel pin w/ black oxide finish

15HI8756

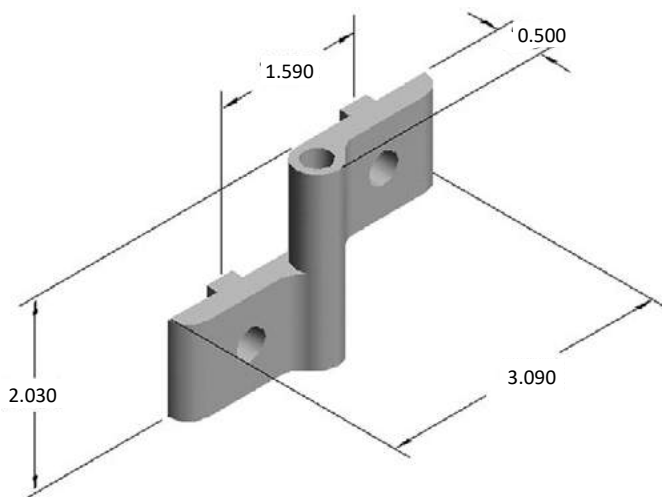
RIGHT LIFT-OFF HINGE - ALUMINUM



- For 15 Series extrusions
- Hardware included for mounting
- Aluminum hinge w/ clear anodize finish
- Steel pin w/ black oxide finish

15HI8757

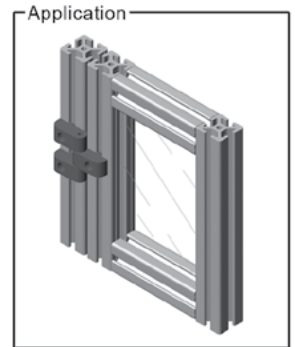
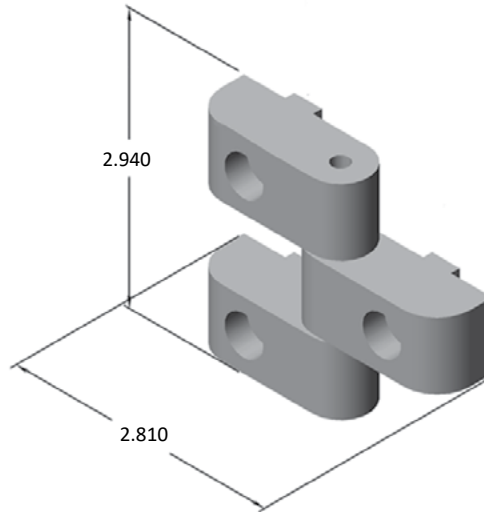
LEFT LIFT-OFF HINGE - ALUMINUM



- For 15 Series extrusions
- Hardware included for mounting
- Aluminum hinge w/ clear anodize finish
- Steel pin w/ black oxide finish

15HI8704


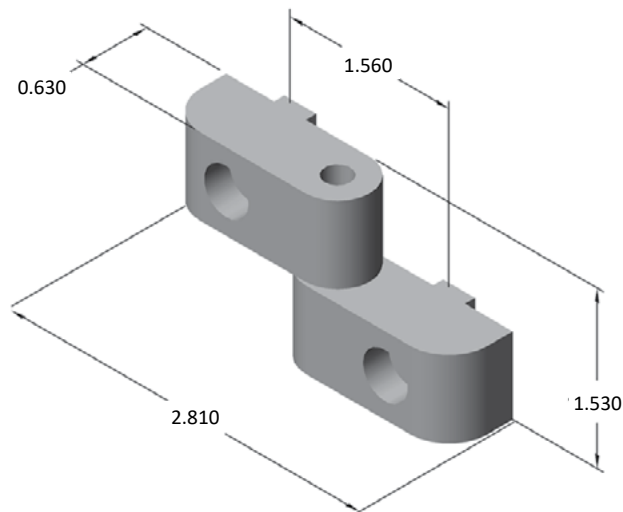
HEAVY DUTY HINGE - PLASTIC



- Hardware included for mounting
- High strength black nylon construction
- Self-lubricating bushings

15HI8726


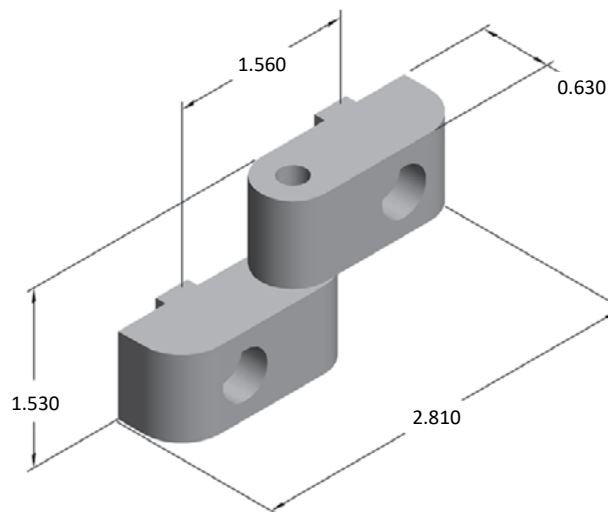
RIGHT LIFT-OFF HINGE - PLASTIC



- Hardware included for mounting
- High strength black nylon construction
- Self-lubricating bushings

15HI8725

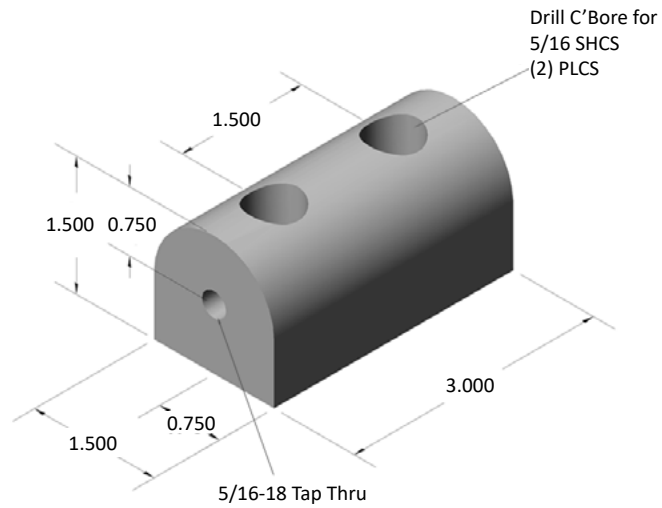
LEFT LIFT-OFF HINGE - PLASTIC



- Hardware included for mounting
- High strength black nylon construction
- Self-lubricating bushings

15HI8800

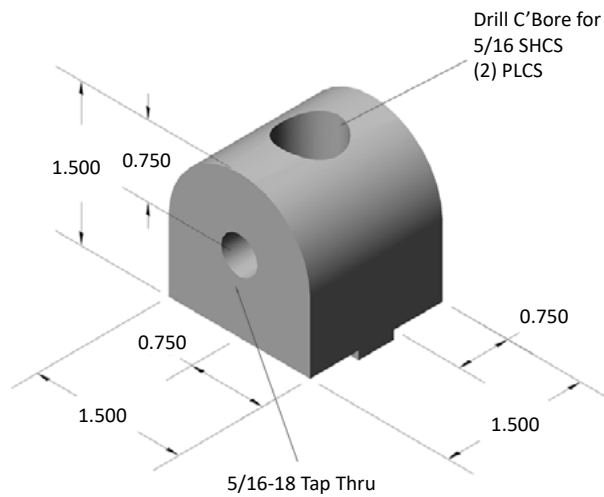
3" PIVOT NUB



- Hardware included
- See page 76 for complete assemblies

15HI8816

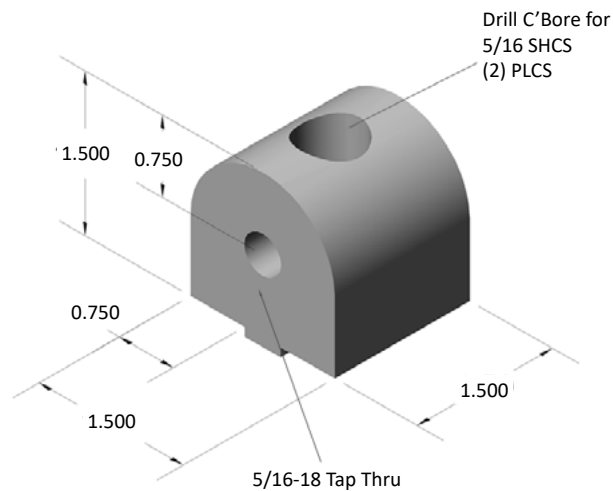
1.5" PIVOT NUB - 0°



- Hardware included
- See page 76 for complete assemblies

15HI8803

1.5" PIVOT NUB - 90°




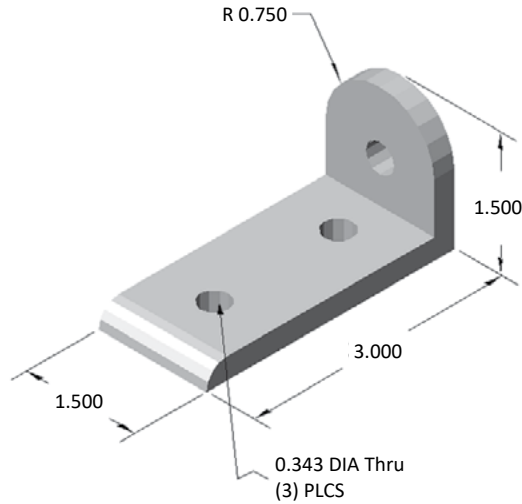
- Hardware included
- See page 76 for complete assemblies

15HI8805

1.5" L-PIVOT ARM



Use 15FA3502 for FAST assembly



RECOMMENDED HARDWARE

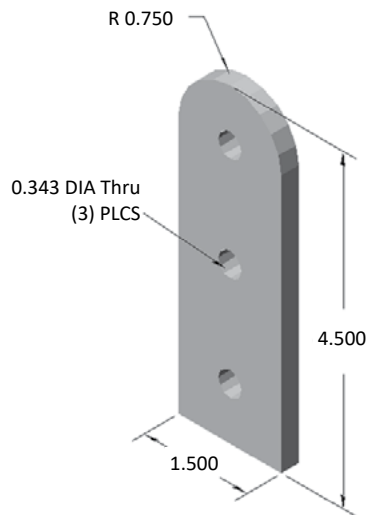
QTY	DESCRIPTION	PART NO.
3	5/16-18 x 5/8 FBHSCS	13FA3331
2	5/16-18 ECONOMY T-NUT	15FA3501

15HI8802

4.5" PIVOT ARM



Use 15FA3502 for FAST assembly



RECOMMENDED HARDWARE


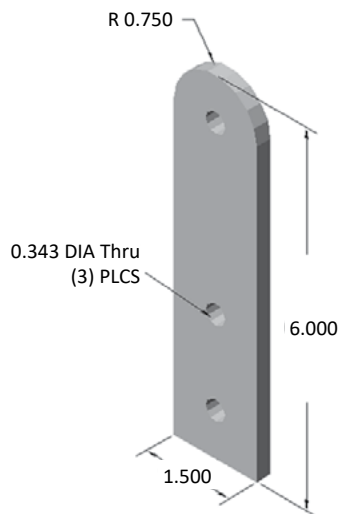
QTY	DESCRIPTION	PART NO.
3	5/16-18 x 5/8 FBHSCS	13FA3331
2	5/16-18 ECONOMY T-NUT	15FA3501

15HI8852

6.0" FIXED PIVOT ARM



Use 15FA3502 for FAST assembly



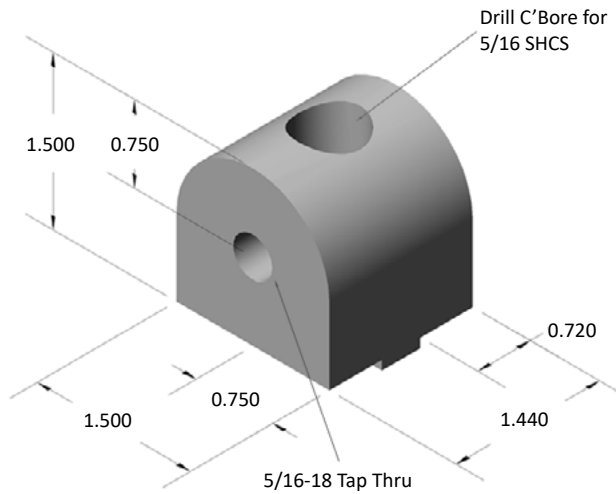
RECOMMENDED HARDWARE

QTY	DESCRIPTION	PART NO.
2	5/16-18 x 1/2 FBHSCS	13FA3330
1	5/16-18 DOUBLE T-NUT	15FA3502

15HI8814

1.5" LIVING PIVOT NUB - 0°

0° is defined as a pivot nub or pivot hinge, rotating parallel to the extrusion to which it is attached

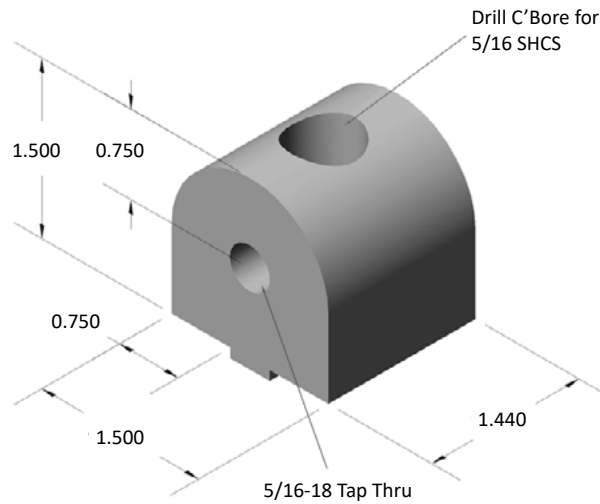


- Hardware included
- See page 75 for complete assemblies

15HI8812

1.5" LIVING PIVOT NUB - 90°

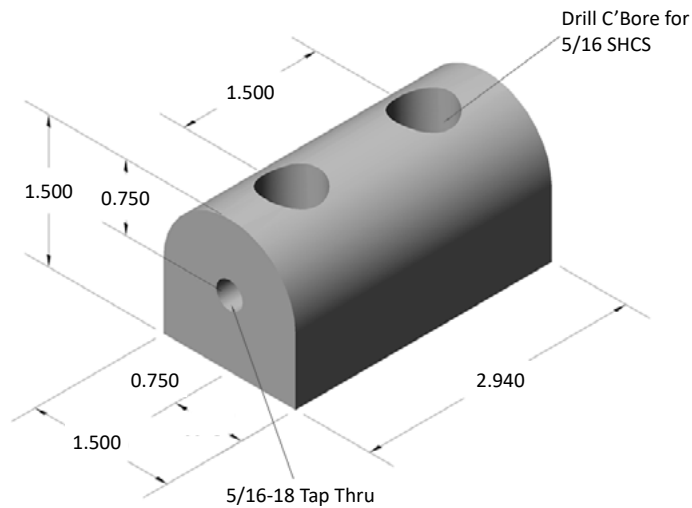
90° is defined as a pivot nub or pivot hinge, rotating perpendicular to the extrusion to which it is attached



- Hardware included
- See page 75 for complete assemblies

15HI8806

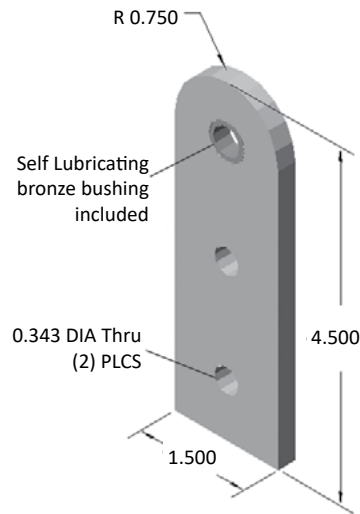
3" UNIVERSAL LIVING PIVOT NUB



- Hardware included
- See page 75 for complete assemblies

15HI8808

4.5" LIVING PIVOT ARM


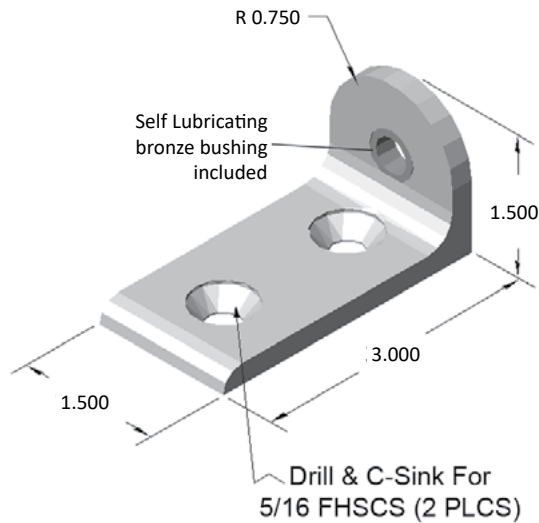


RECOMMENDED HARDWARE

QTY	DESCRIPTION	PART NO.
1	LIVING HINGE KIT	15HI8850
2	5/16-18 x 5/8 FBHSCS	13FA3331
2	5/16-18 ECONOMY T-NUT	15FA3501

15HI8810

1.5" LIVING L-PIVOT ARM




RECOMMENDED HARDWARE

QTY	DESCRIPTION	PART NO.
1	LIVING HINGE KIT	15HI8850
2	5/16-18 x 5/8 FHSCS	13FA3353
2	5/16-18 ECONOMY T-NUT	15FA3501

15HI8850

LIVING HINGE FASTENER KIT



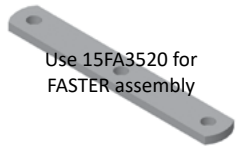
INCLUDED HARDWARE

QTY	DESCRIPTION	PART NO.
2	3/8 X .25 SHOULDER BOLT	13FA3715
2	1.5 X .031 NYLON WASHER	13FA3749
4	5/8 X .062 NYLON WASHER	13FA3747


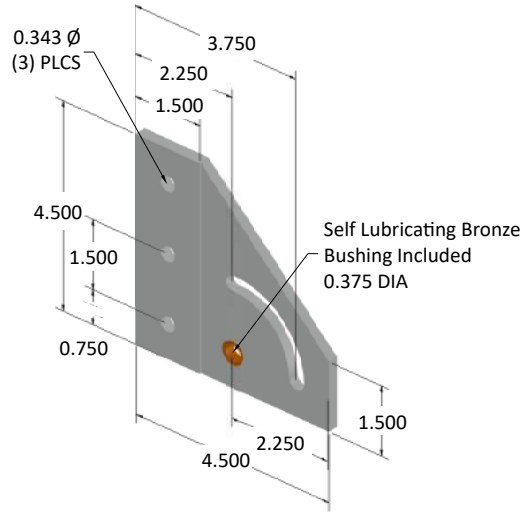
15 SERIES HINGES

15HI8860

90° LEFT-HAND PIVOT BRACKET



Use 15FA3520 for FASTER assembly

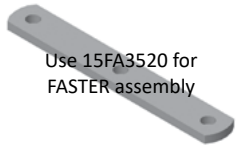


RECOMMENDED HARDWARE


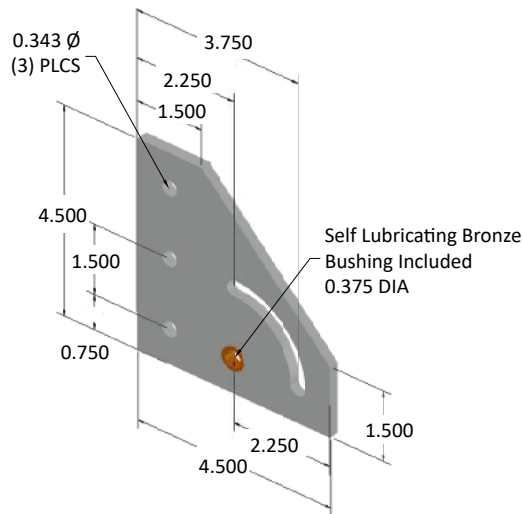
QTY	DESCRIPTION	PART NO.
1	LIVING HINGE KIT	15HI8887
3	5/16-18 x 5/8 FBHSCS	13FA3331
3	5/16-18 ECONOMY T-NUT	15FA3501

15HI8861

90° RIGHT-HAND PIVOT BRACKET



Use 15FA3520 for FASTER assembly



RECOMMENDED HARDWARE


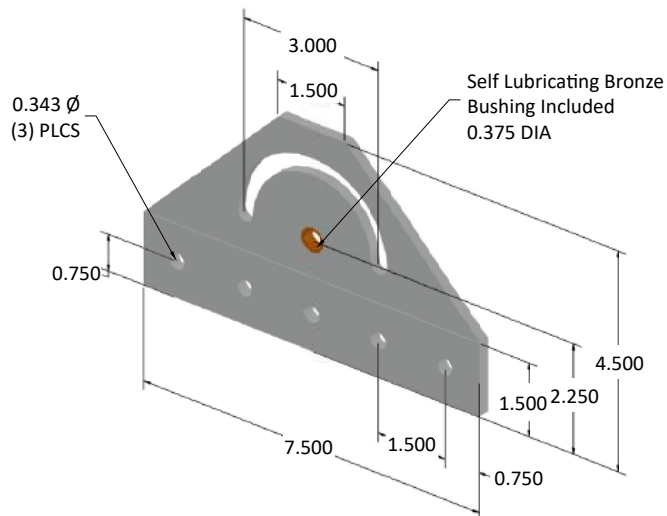
QTY	DESCRIPTION	PART NO.
1	LIVING HINGE KIT	15HI8887
3	5/16-18 x 5/8 FBHSCS	13FA3331
3	5/16-18 ECONOMY T-NUT	15FA3501

15HI8862

180° PIVOT BRACKET



Use 15FA3502 for FAST assembly



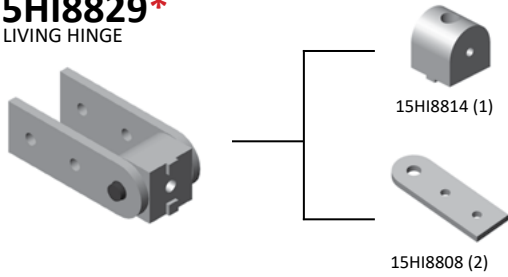
RECOMMENDED HARDWARE

QTY	DESCRIPTION	PART NO.
1	LIVING HINGE KIT	15HI8887
5	5/16-18 x 5/8 FHSCS	13FA3353
5	5/16-18 ECONOMY T-NUT	15FA3501

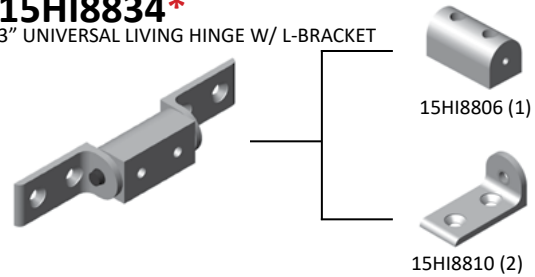
Living Pivot Hinge Assemblies

*Non-stock items - Please call for availability

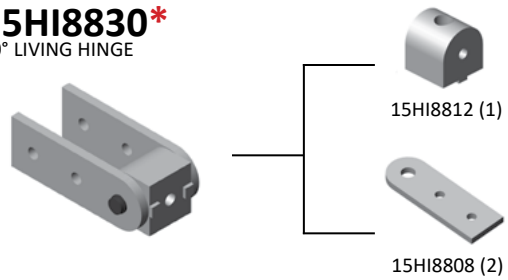
15HI8829*
0° LIVING HINGE



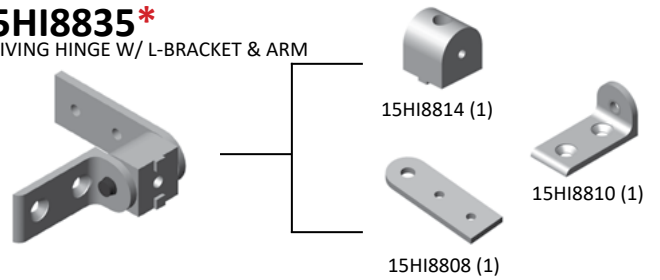
15HI8834*
3" UNIVERSAL LIVING HINGE W/ L-BRACKET



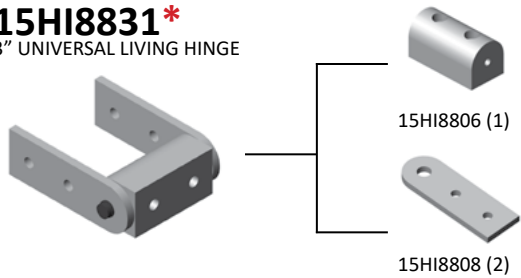
15HI8830*
90° LIVING HINGE



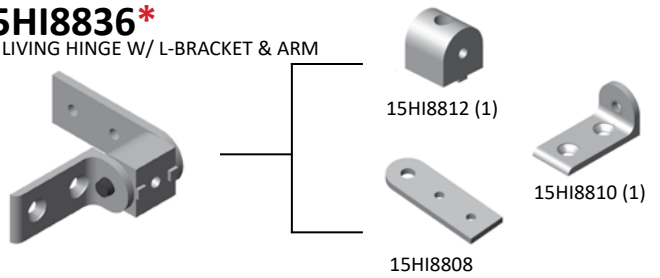
15HI8835*
0° LIVING HINGE W/ L-BRACKET & ARM



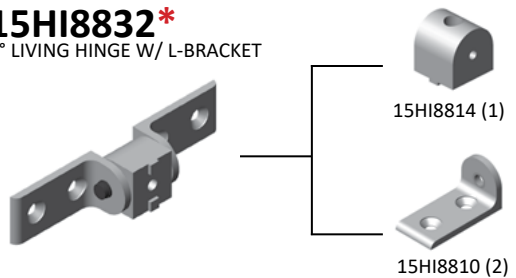
15HI8831*
3" UNIVERSAL LIVING HINGE



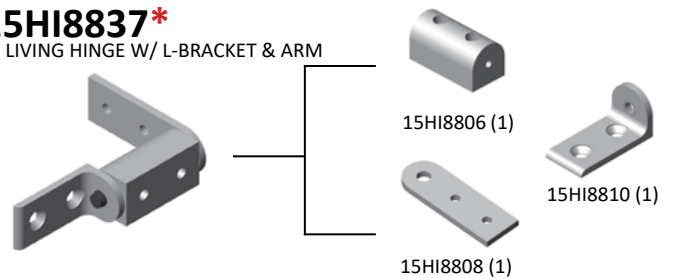
15HI8836*
90° LIVING HINGE W/ L-BRACKET & ARM



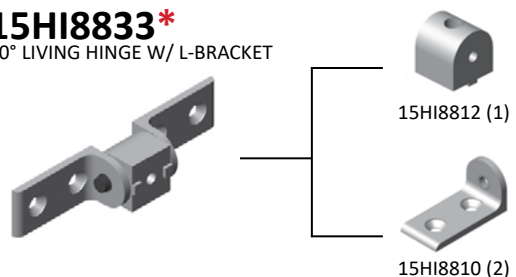
15HI8832*
0° LIVING HINGE W/ L-BRACKET



15HI8837*
3" LIVING HINGE W/ L-BRACKET & ARM



15HI8833*
90° LIVING HINGE W/ L-BRACKET



• Hardware included for mounting pivot nub to extrusion and arms

RECOMMENDED HARDWARE FOR 4.5" ARMS

QTY	DESCRIPTION	PART NO.
2	5/16-18 x 5/8 FBHSCS	13FA3331
2	5/16-18 ECONOMY T-NUT	15FA3501



RECOMMENDED HARDWARE FOR L-BRACKETS

QTY	DESCRIPTION	PART NO.
2	5/16-18 x 5/8 FHSCS	13FA3353
2	5/16-18 ECONOMY T-NUT	15FA3501

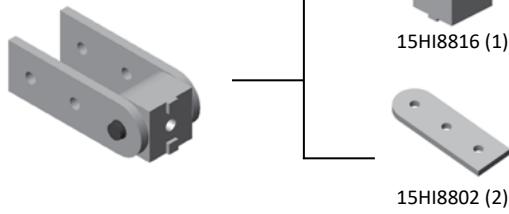
15 SERIES HINGES

Pivot Hinge Assemblies

*Non-stock items - Please call for availability

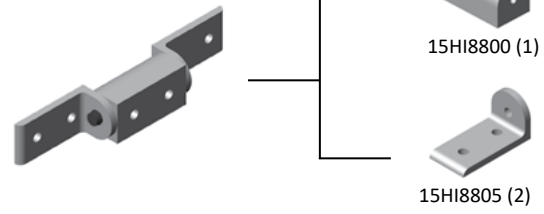
15HI8820*

0° PIVOT HINGE



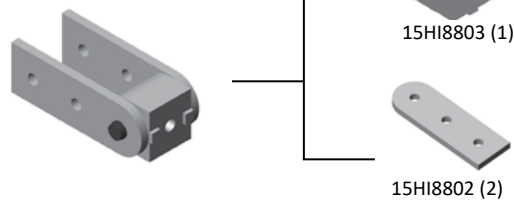
15HI8825*

3" UNIVERSAL PIVOT HINGE W/ L-BRACKET



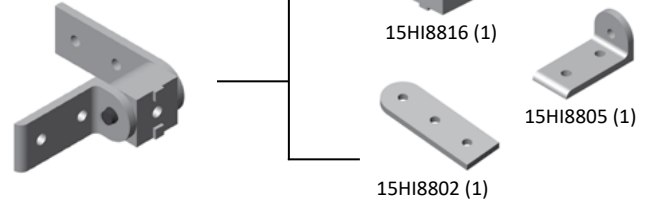
15HI8821*

90° PIVOT HINGE



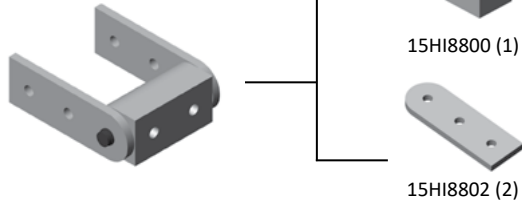
15HI8826*

0° PIVOT HINGE W/ L-BRACKET & ARM



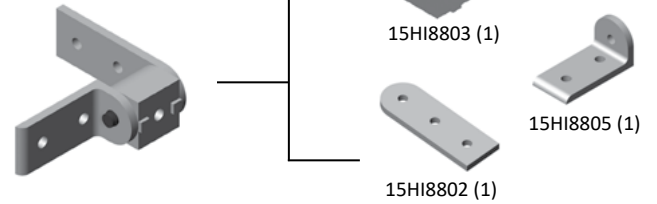
15HI8822*

3" UNIVERSAL PIVOT HINGE



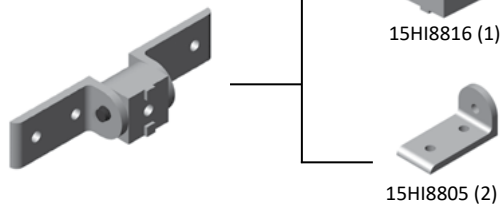
15HI8827*

90° PIVOT HINGE W/ L-BRACKET & ARM



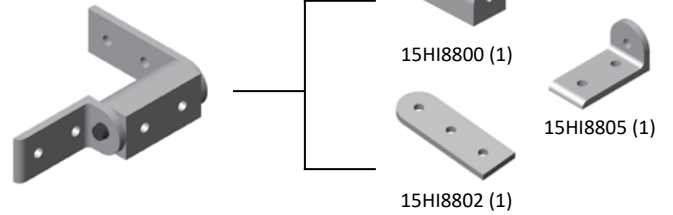
15HI8823*

0° PIVOT HINGE W/ L-BRACKET



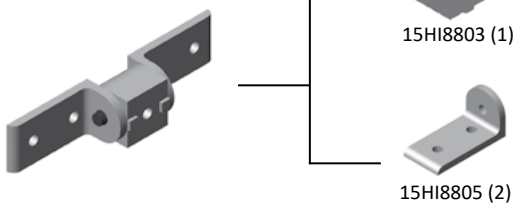
15HI8828*

3" PIVOT HINGE W/ L-BRACKET & ARM



15HI8824*

90° PIVOT HINGE W/ L-BRACKET



• Hardware included for mounting pivot nub to extrusion and arms

RECOMMENDED HARDWARE FOR 4.5" ARMS

QTY	DESCRIPTION	PART NO.
2	5/16-18 x 5/8 FBHSCS	13FA3331
2	5/16-18 ECONOMY T-NUT	15FA3501



Use 15FA3502 for FAST assembly

RECOMMENDED HARDWARE FOR L-BRACKETS

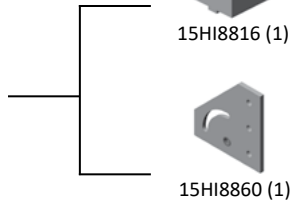
QTY	DESCRIPTION	PART NO.
2	5/16-18 x 5/8 FHSCS	13FA3331
2	5/16-18 ECONOMY T-NUT	15FA3501

Living Pivot Hinge Assemblies

*Non-stock items - Please call for availability

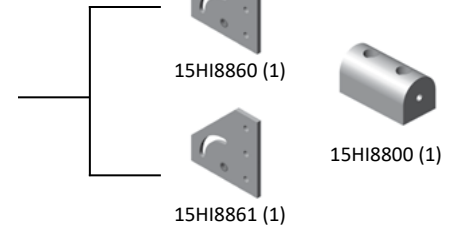
15HI8863*

1.5" LEFT-HAND 90° PIVOT HINGE WITH HANDLE



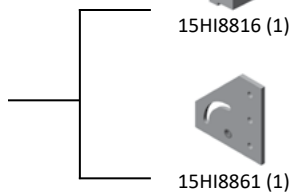
15HI8873*

3.0" 90° PIVOT HINGE WITH HANDLE



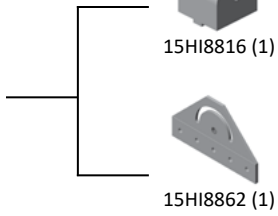
15HI8865*

1.5" RIGHT-HAND 90° PIVOT HINGE WITH HANDLE



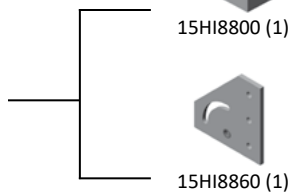
15HI8879*

1.5" 180° PIVOT HINGE WITH HANDLE



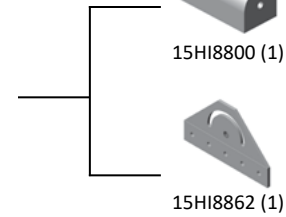

15HI8867*

3.0" LEFT-HAND 90° PIVOT HINGE WITH HANDLE



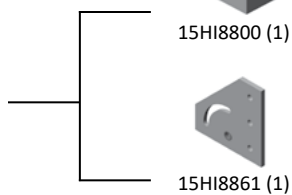
15HI8881*

3.0" 180° PIVOT HINGE WITH HANDLE



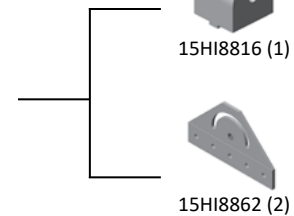
15HI8869*

3.0" RIGHT-HAND 90° PIVOT HINGE WITH HANDLE



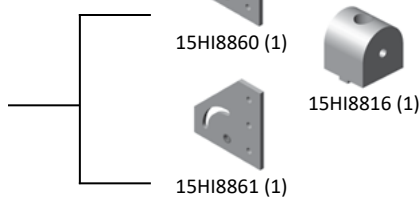
15HI8883*

1.5" 180° PIVOT HINGE WITH HANDLE



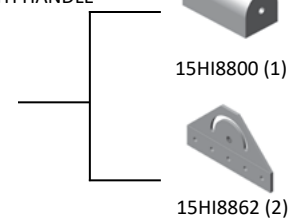

15HI8871*

1.5" 90° PIVOT HINGE WITH HANDLE



15HI8885*

3.0" 180° PIVOT HINGE WITH HANDLE




• Hardware included for mounting pivot nub to extrusion and arms

RECOMMENDED HARDWARE

DESCRIPTION	PART NO.	Qty 15HI8863-15HI8869	Qty 15HI8871-15HI8873	Qty 15HI8879-15HI8881	Qty 15HI8883-15HI8885
5/16-18 x 5/8 FBHSCS	13FA3331	3	6	5	10
5/16-18 ECONOMY T-NUT	15FA3501	3	6	5	10

SECTION 6

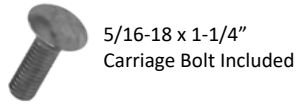
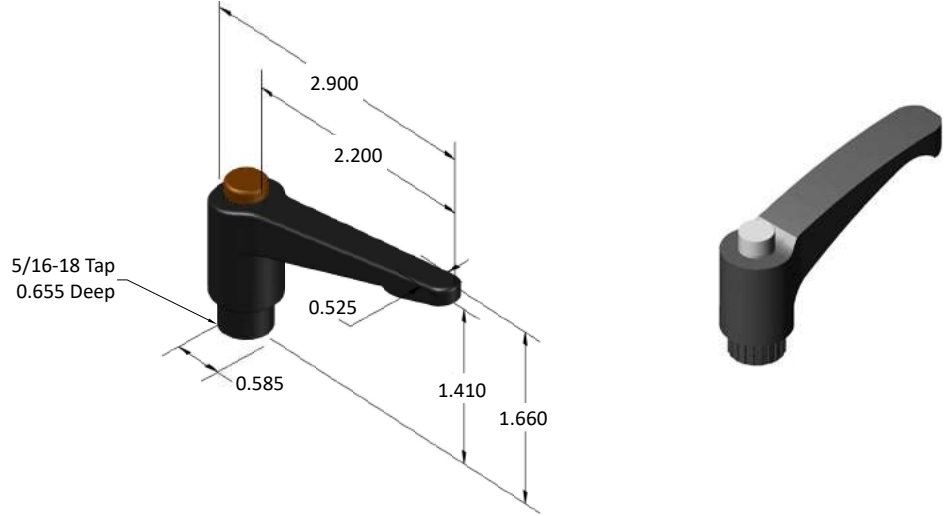
15 SERIES LINEAR MOTION



15LM8520

RATCHETING L HANDLE BRAKE KIT - PLASTIC

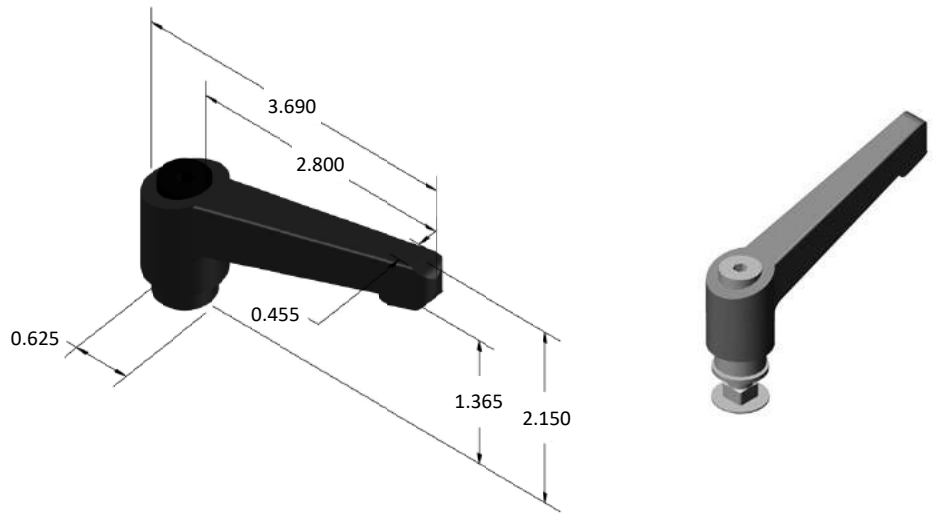
- Lock down linear bearings
- Ratcheting action for quick and easy adjustment



15LM8540* (non-stock)

RATCHETING L HANDLE BRAKE KIT - ZINC


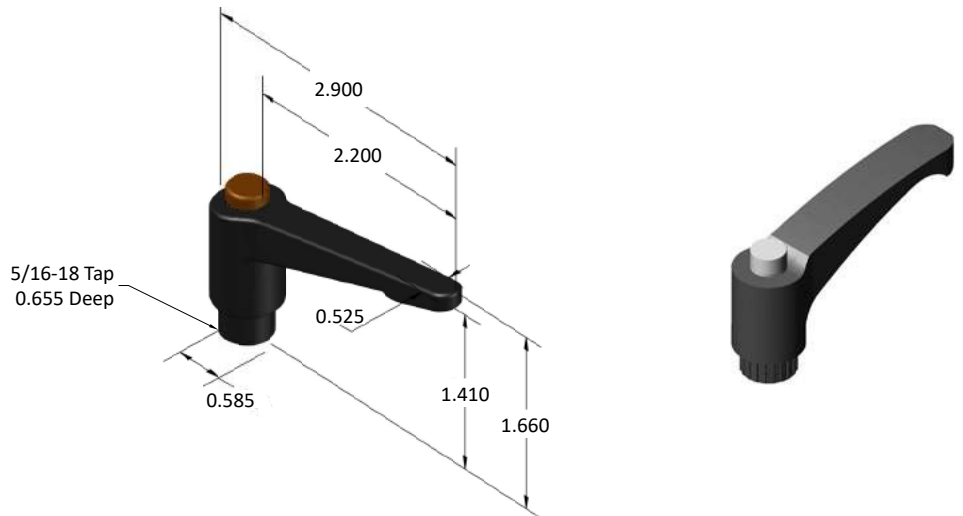
- Lock down linear bearings
- Ratcheting action for quick and easy adjustment



15LM8550

RATCHETING L HANDLE BRAKE KIT - PLASTIC


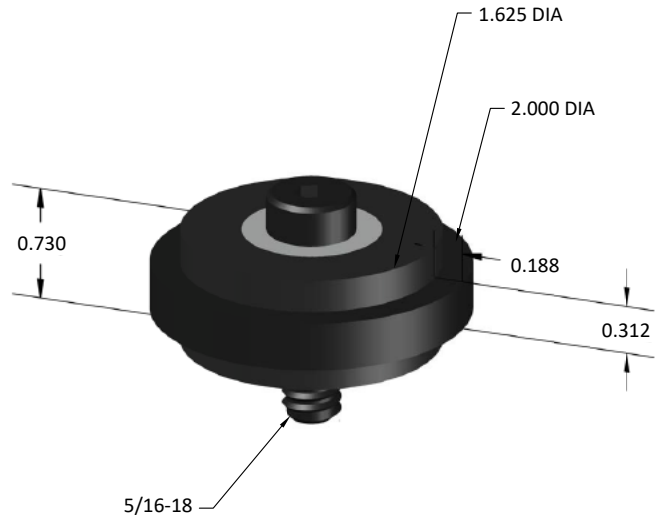
- Lock down linear bearings
- Ratcheting action for quick and easy adjustment



15LM8532

DELUXE ROLLER WHEEL


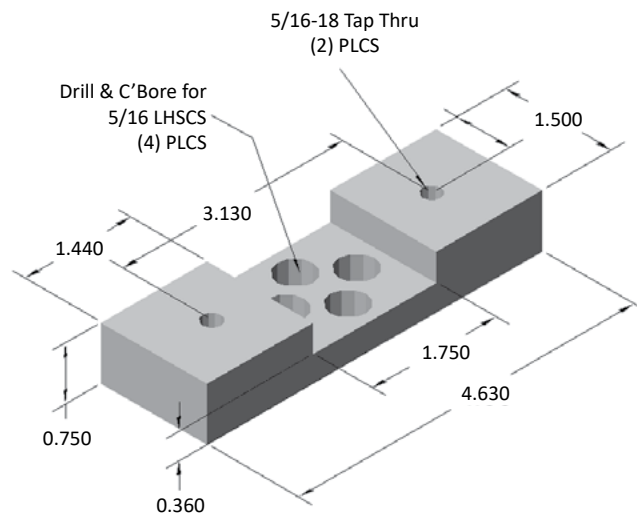
- High strength black nylatron
- Two shielded roller bearings
- Hardware included



15LM8530

1.5" ROLLER WHEEL BRACKET

- Accepts two roller wheels
- For 1.5" wide extrusions




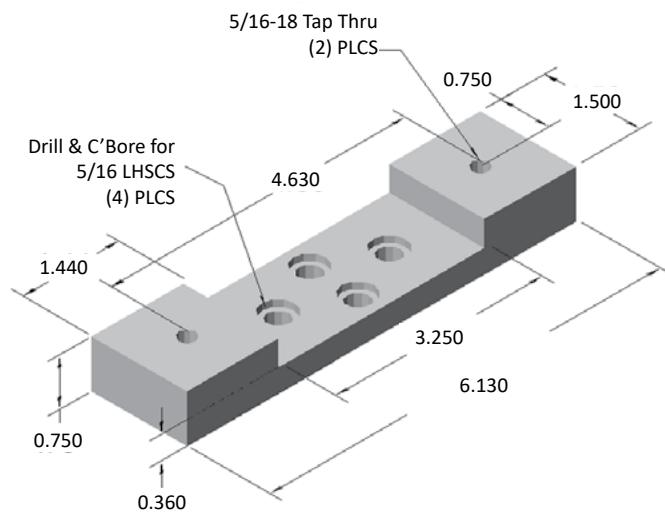
INCLUDED HARDWARE

QTY	DESCRIPTION	PART NO.
2	5/16-18 x 5/8 LHSCS	13FA3354
2	5/16-18 STANDARD T-NUT	15FA3503

15LM8536

3.0" ROLLER WHEEL BRACKET

- Accepts two roller wheels
- For 3.0" wide extrusions



INCLUDED HARDWARE

QTY	DESCRIPTION	PART NO.
2	5/16-18 x 5/8 LHSCS	13FA3354
2	5/16-18 STANDARD T-NUT	15FA3503


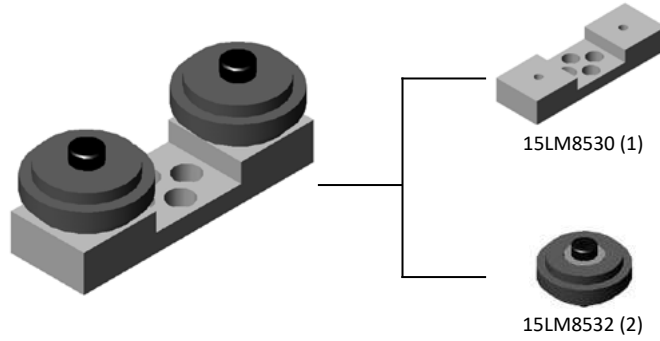
15 SERIES LINEAR MOTION

15LM8544* (non-stock)

1.5" DELUXE ROLLER WHEEL BRACKET

Ideal Applications:

- Sliding Doors
- Vertical Gates
- Machine Stops




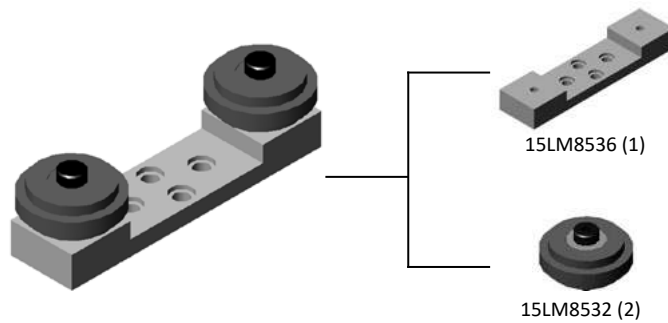
For 1.5" extrusion width

INCLUDED HARDWARE

QTY	DESCRIPTION	PART NO.
2	5/16-18 x 5/8 LHSCS	13FA3354
2	5/16-18 STANDARD T-NUT	15FA3503

15LM8546* (non-stock)

3.0" ROLLER WHEEL BRACKET



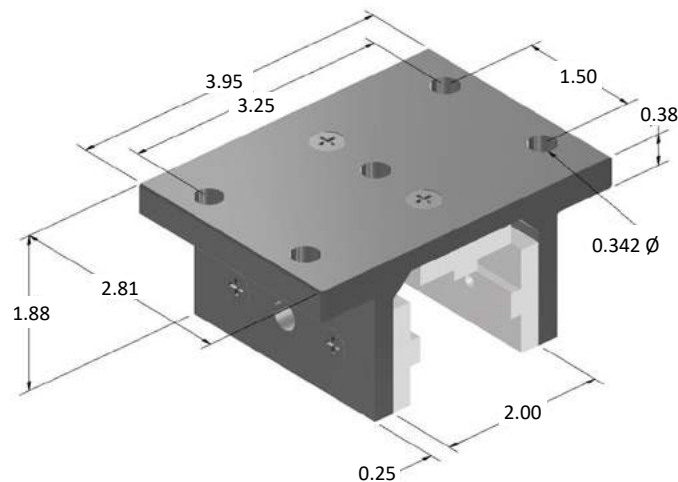
For 3.0" extrusion width

INCLUDED HARDWARE

QTY	DESCRIPTION	PART NO.
2	5/16-18 x 5/8 LHSCS	13FA3354
2	5/16-18 STANDARD T-NUT	15FA3503

15LM1515

LINEAR BEARING

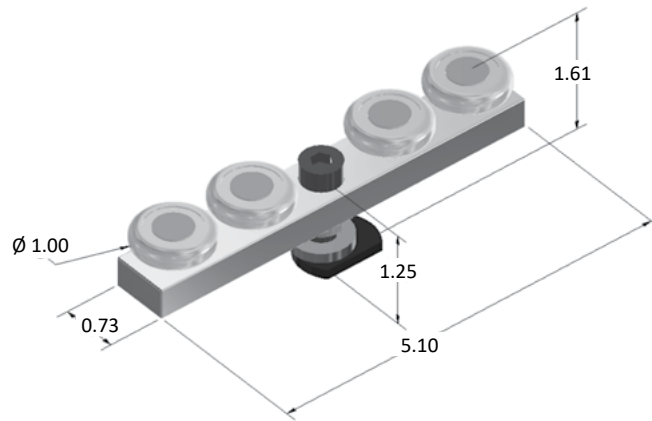


RECOMMENDED HARDWARE

QTY	DESCRIPTION	PART NO.
4	5/16-18 x 3/4 SHCS	13FA3326
4	5/16-18 Drop-In T-Nut	15FA3511

15LM8500

BI-FOLD DOOR GLIDE BLOCK



SECTION 7

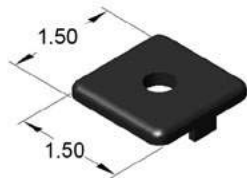
15 SERIES ACCESSORIES



15 SERIES ACCESSORIES

15AC7925

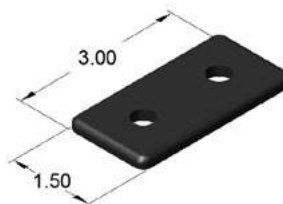
1.5" X 1.5" ENDCAP FOR EX & QE PROFILES



15AC7934 Push-in fastener [included](#)

15AC7930

1.5" X 3.0" ENDCAP FOR EX & QE PROFILES

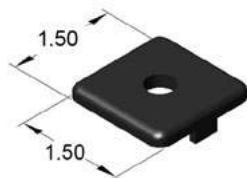


15AC7934 Push-in fasteners [included](#)

15AC7825

1.5" X 1.5" HEAVY DUTY ENDCAP FOR EX & QE PROFILES

• 5/16-18 extrusion end tap required!

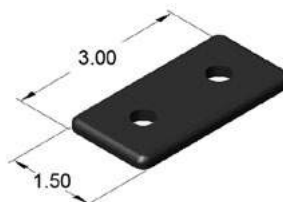


13FA3322 5/16-18 screw [included](#)

15AC7830

1.5" X 3.0" HEAVY DUTY ENDCAP FOR EX & QE PROFILES

• 5/16-18 extrusion end tap required!

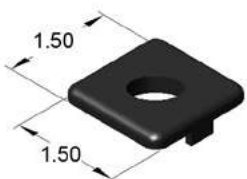


13FA3322 5/16-18 screws [included](#)

15AC7940

1.5" X 1.5" ENDCAP FOR SM PROFILES

• For 'SM' profiles only



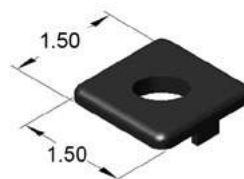
15AC7946 Push-in fastener [included](#)

15AC7840

1.5" X 1.5" HEAVY DUTY ENDCAP FOR SM PROFILES

• 1/2-13 extrusion end tap required!

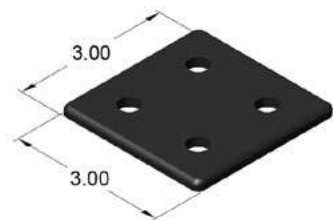
• For 'SM' profiles only



13FA3338 1/2-13 screw [included](#)

15AC7932

3.0" X 3.0" ENDCAP FOR EX & QE PROFILES




15AC7934 Push-in fasteners [included](#)

15AC7832

3.0" X 3.0" HEAVY DUTY ENDCAP FOR EX & QE PROFILES

• 5/16-18 extrusion end tap required!



13FA3322 5/16-18 screws [included](#)

15AC8750


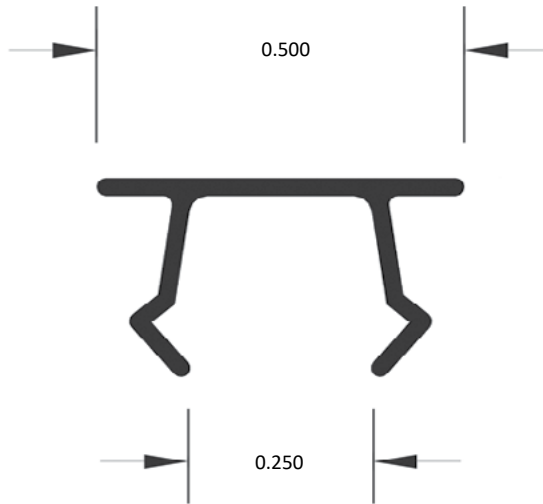
YELLOW T-SLOT COVER

15AC8751

BLACK T-SLOT COVER

15AC8753

GRAY T-SLOT COVER


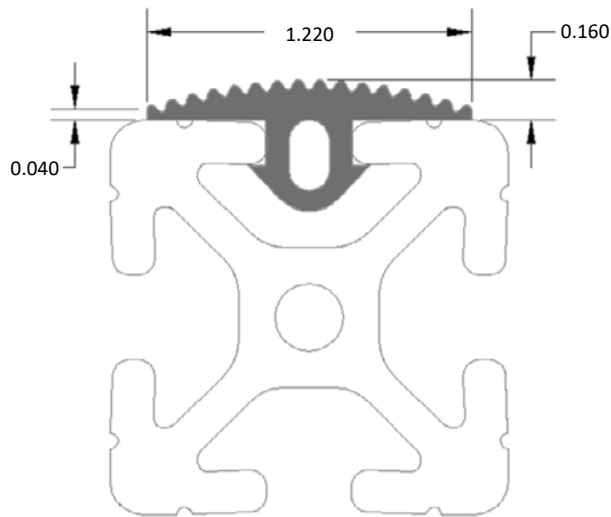


STOCK LENGTH = 72.0"

- Presses easily into t-slot
- Keeps t-slots covered and clean
- Provides a clean, finished look to any project

15AC8776

ANTI-SKID COVER


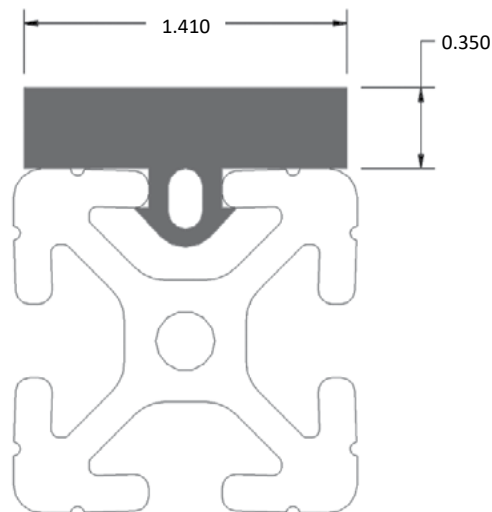


SOLD BY THE FOOT

- Presses easily into t-slot
- Protects the extrusion surface
- Black silicone rubber material

15AC8778

1.5" RUBBER PAD



SOLD BY THE FOOT

- Presses easily into t-slot
- Black EPDM rubber material
- Protects extrusion surface
- Can be used as a bumper to protect other surfaces

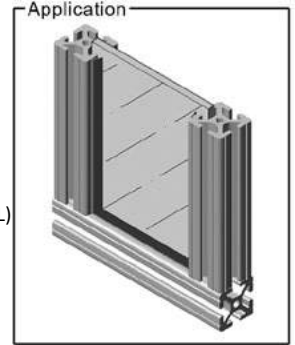
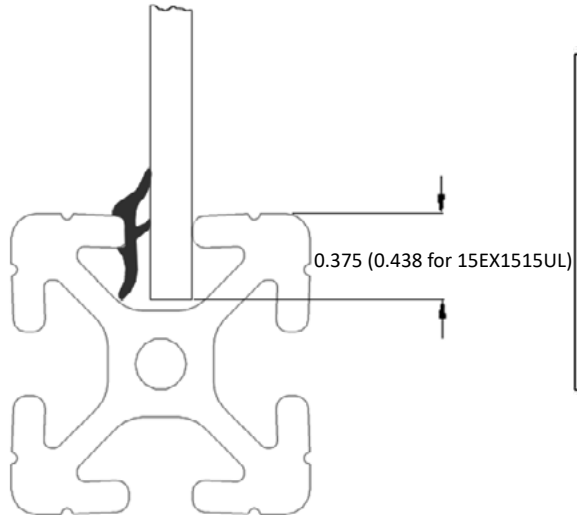
15AC8770

RUBBER PANEL GASKET



SOLD BY THE FOOT

- Holds panels tight
- Eliminates rattling
- Inserts after panel is installed
- Black silicone rubber material



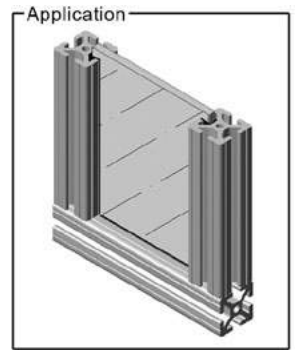
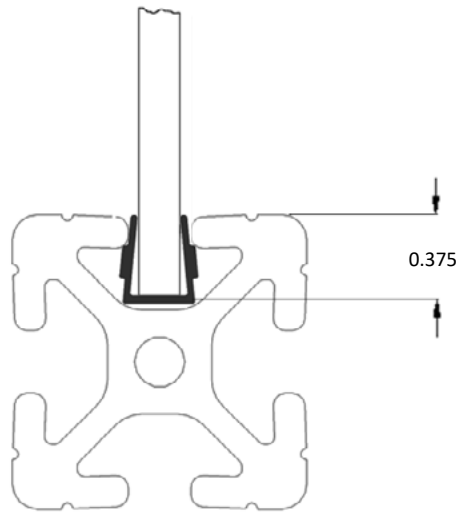
15AC7310

U-SHAPED PLASTIC PANEL GASKET



96.0" STOCK LENGTH

- Holds panels tight
- Eliminates rattling
- Inserts into extrusion t-slot
- Black polyethylene material



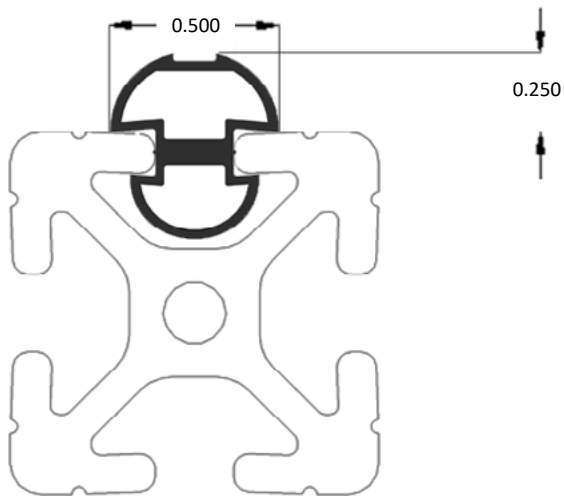
15AC8782

RUBBER DOOR SEAL



SOLD BY THE FOOT

- Seals off door perimeter from coolant or water
- Presses into extrusion t-slot
- Black EPDM rubber material



15AC7950

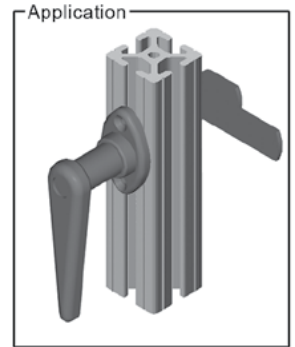
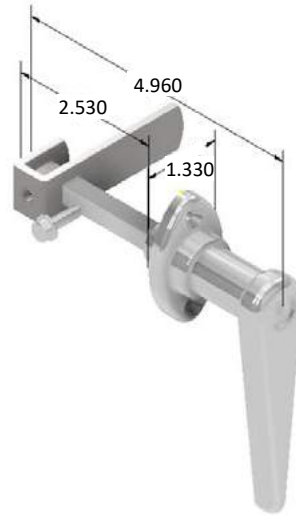
LOCKING DOOR HANDLE - CHROME
360° ROTATION

15AC7953* (non-stock)

NON-LOCKING DOOR HANDLE - CHROME
360° ROTATION

15AC7955

LOCKING DOOR HANDLE - BLACK
360° ROTATION



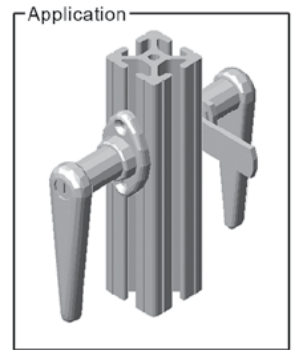
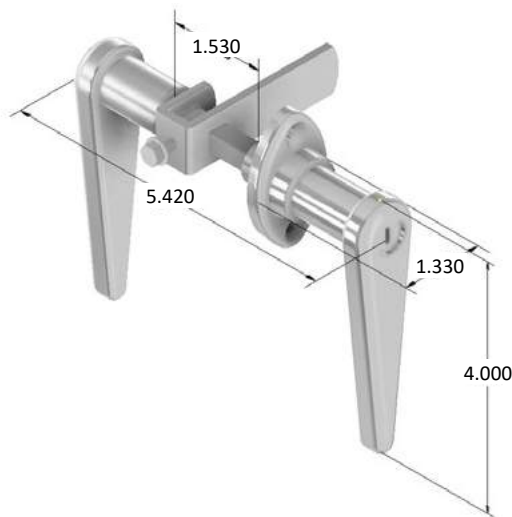
- Hardware included
- Requires door latch machining service - **15MA9072** (pg. 32)

15AC7951* (non-stock)

NON-LOCKING DOOR HANDLE - CHROME
360° ROTATION

15AC7956

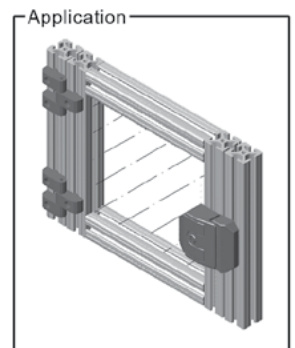
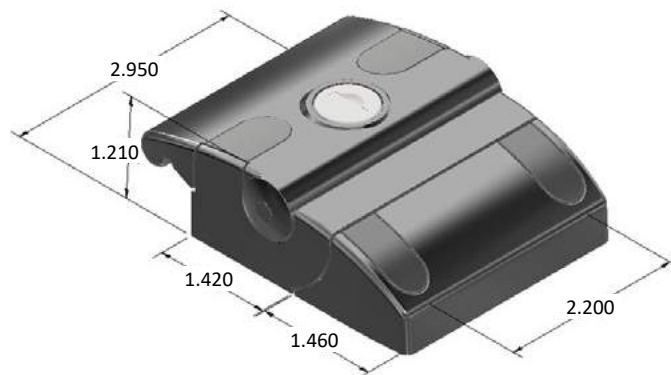
LOCKING DOOR HANDLE - CHROME
360° ROTATION



- Hardware included
- Allows for opening door from both sides
- Requires door latch machining service - **15MA9072** (pg. 32)

15AC7966

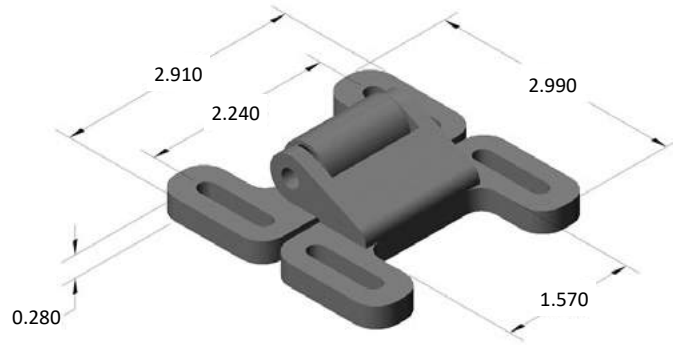
FRONT MOUNTING LOCKING SLAM LATCH - BLACK



- Hardware included
- Black powder coated
- Die-cast zinc material
- No machining required

15AC8745


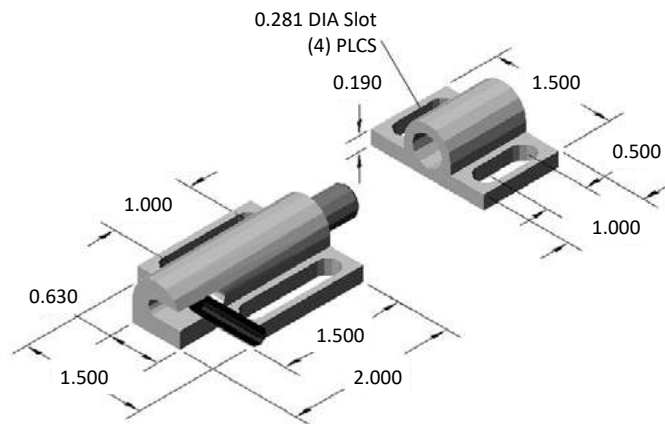
DOUBLE DETENT BALL LATCH



- Hardware included
- Quick locking action
- Fiberglass reinforced nylon material

15AC8762

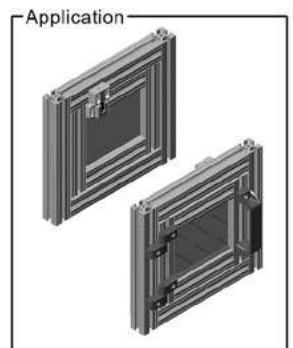
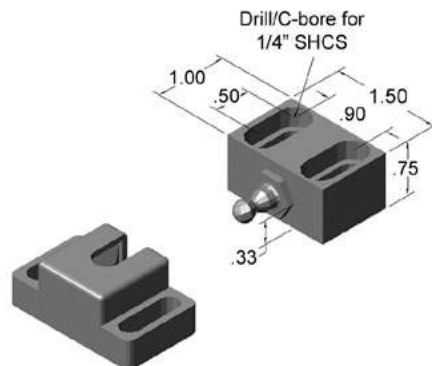
DEADBOLT LATCH - SIDE RELEASE



- Hardware included
- Spring loaded
- Aluminum construction

15AC7980

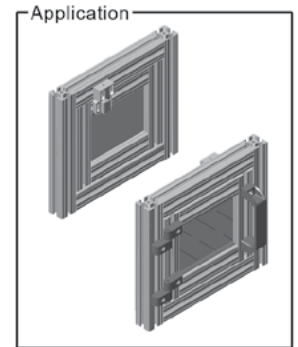
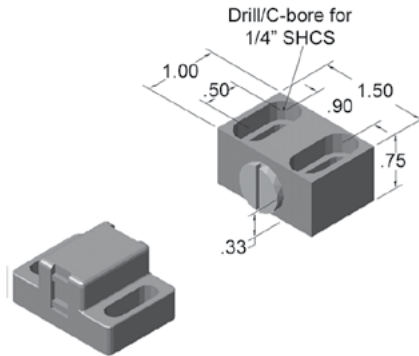
BALL LATCH CATCH W/ BRACKET



- Mounting hardware included
- Aluminum block w/ plastic catch

15AC7976


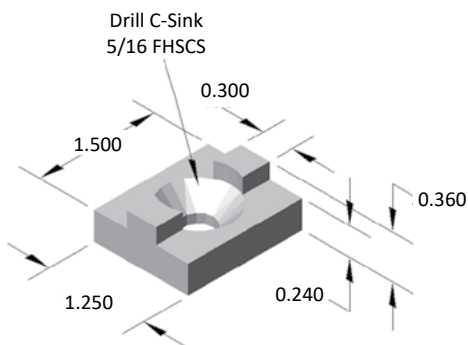
MAGNETIC CATCH W/ BRACKET



- Mounting hardware included
- Aluminum block w/ plastic catch

15AC8850

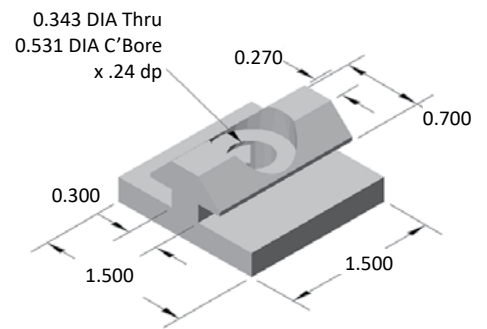
UHMW BI-FOLD DOOR GLIDE



- Saves space
- Mounting hardware included
- Great alternative for sliding doors
- White UHMW polyethylene material

15AC8852

UHMW HANGING BI-FOLD DOOR GLIDE

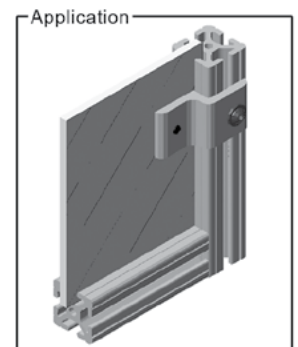
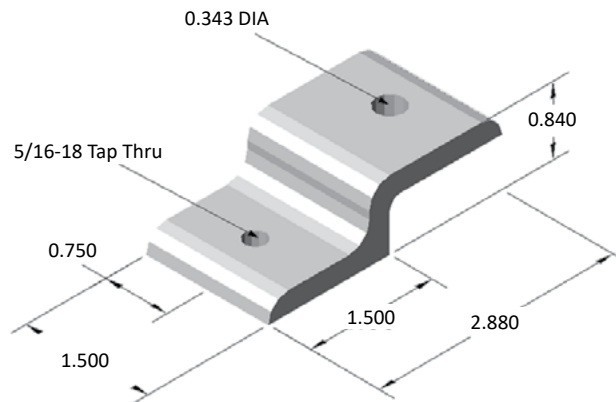


15AC7110

1.5" PANEL RETAINER



Place panel retainers around the perimeter of the frame every 24" to properly secure the panel.



RECOMMENDED HARDWARE

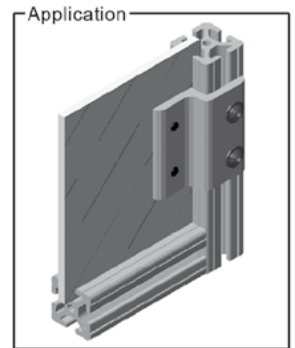
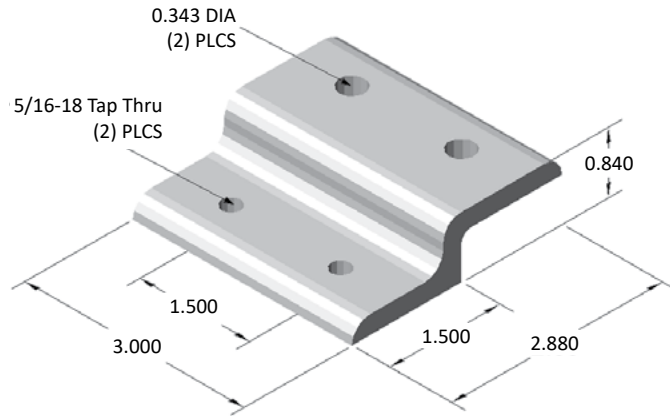
QTY	DESCRIPTION	PART NO.
2	5/16-18 x 5/8 FBHSCS	13FA3331
1	5/16-18 ECONOMY T-NUT	15FA3501

15AC7113

3.0" PANEL RETAINER



Place panel retainers around the perimeter of the frame every 24" to properly secure the panel.



RECOMMENDED HARDWARE

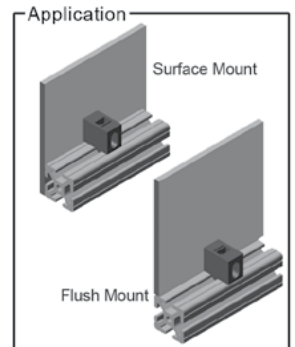
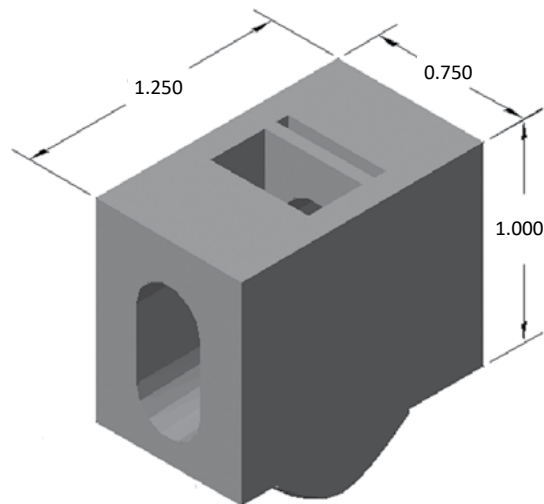
QTY	DESCRIPTION	PART NO.
4	5/16-18 x 5/8 FBHSCS	13FA3331
2	5/16-18 ECONOMY T-NUT	15FA3501

15AC8748

1/4 TURN PANEL MOUNT BLOCK
(5/16-18 HARDWARE)

15AC8702

1/4 TURN PANEL MOUNT BLOCK
(M8 X 1.25 HARDWARE)

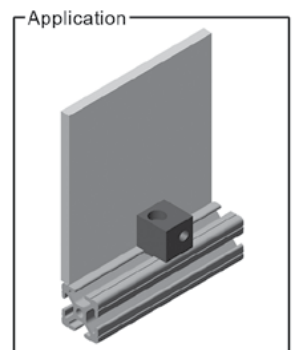
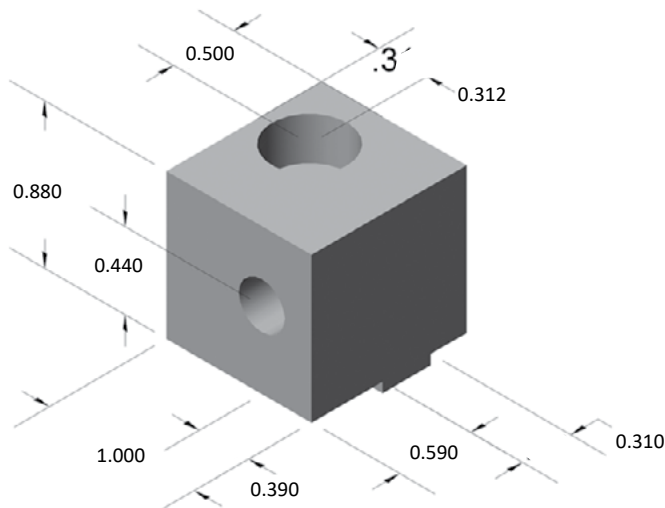


- Bolt kit included for panel mounting
- Black high strength nylon material
- Surface or flush mount option (.25" panel)

To calculate panel size, subtract 0.13" from your inside width and inside length.

15AC8705


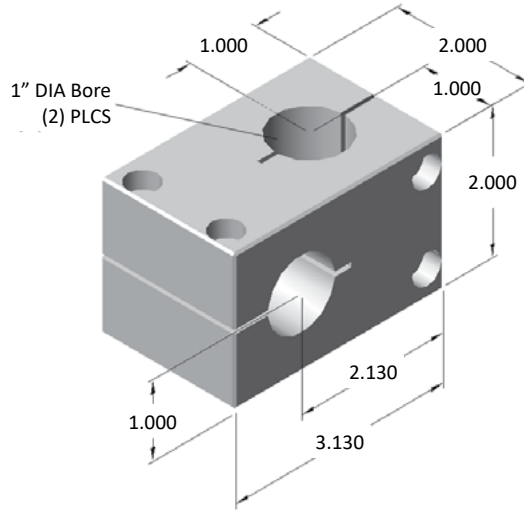
ALUMINUM PANEL MOUNT BLOCK



- Hardware included
- Aluminum construction

15AC8800


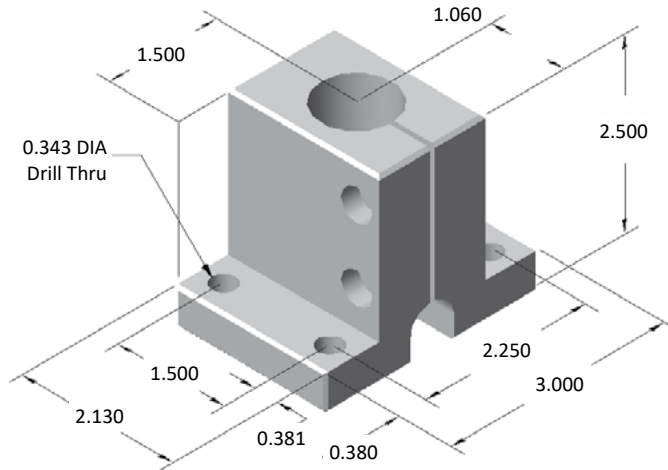
1" STANCHION CROSS CLAMP



• Clamping hardware included

15AC8801

1" SINGLE SHAFT BASE




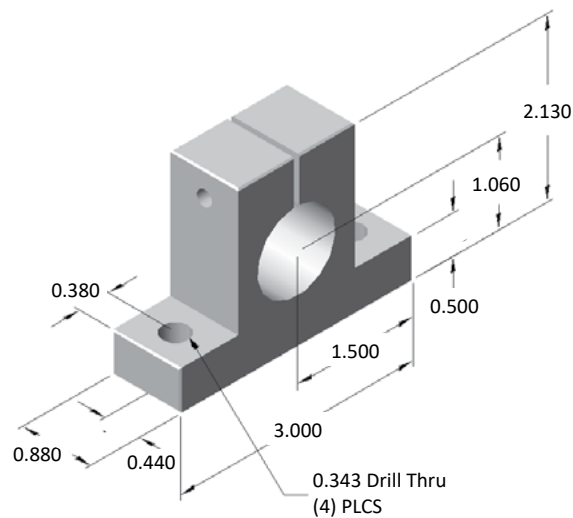
• Clamping hardware included

RECOMMENDED HARDWARE

QTY	DESCRIPTION	PART NO.
4	5/16-18 x 7/8 SHCS	13FA3327
4	5/16-18 ECONOMY T-NUT	15FA3501

15AC8802

1" SINGLE HORIZONTAL BASE



• Clamping hardware included

RECOMMENDED HARDWARE

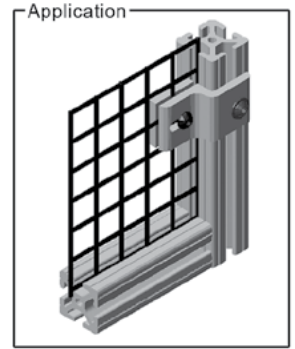

QTY	DESCRIPTION	PART NO.
4	5/16-18 x 7/8 SHCS	13FA3327
4	5/16-18 ECONOMY T-NUT	15FA3501

15AC7105

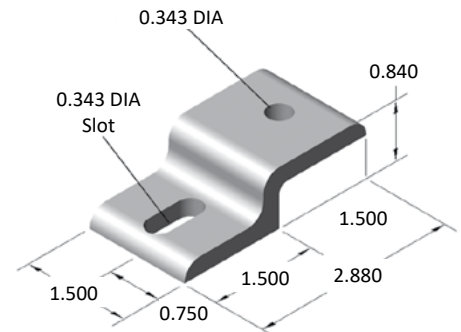
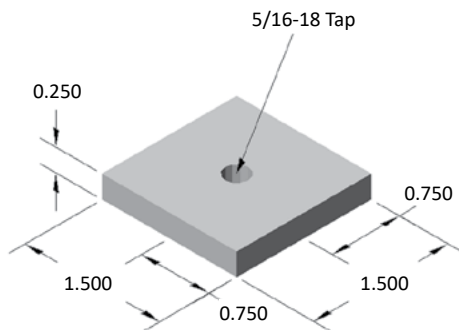
1.5" MESH RETAINER



Place mesh retainers around the perimeter of the frame every 24" to properly secure the panel.



Component Dimensions:



RECOMMENDED HARDWARE

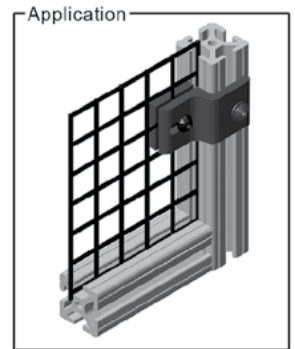

QTY	DESCRIPTION	PART NO.
1	5/16-18 x 5/8 FBHSCS	13FA3331
1	5/16-18 ECONOMY T-NUT	15FA3501

15AC7105-BLK

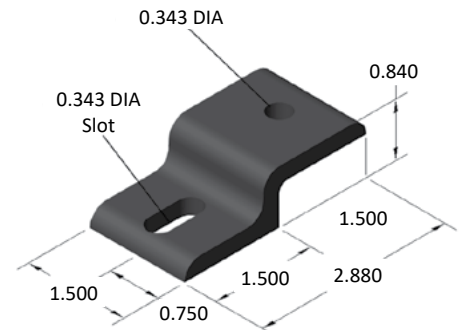
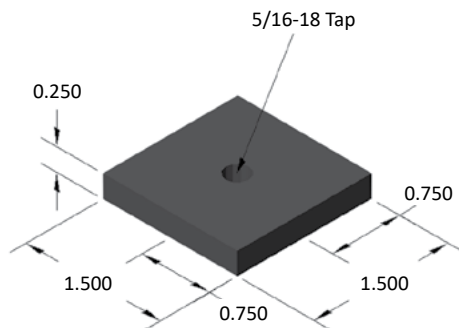
1.5" MESH RETAINER



Place mesh retainers around the perimeter of the frame every 24" to properly secure the panel.



Component Dimensions:



RECOMMENDED HARDWARE

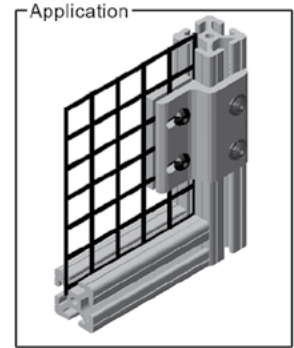

QTY	DESCRIPTION	PART NO.
1	5/16-18 x 5/8 FBHSCS	13FA3331
1	5/16-18 ECONOMY T-NUT	15FA3501

15AC7117

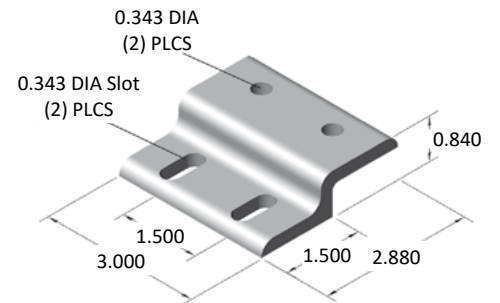
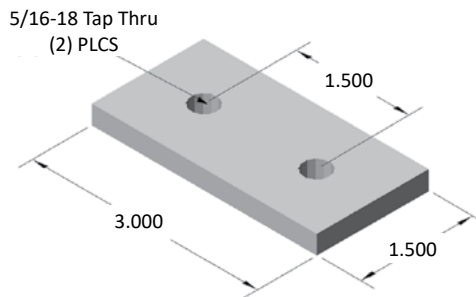
3.0" MESH RETAINER



Place mesh retainers around the perimeter of the frame every 24" to properly secure the panel.



Component Dimensions:



RECOMMENDED HARDWARE

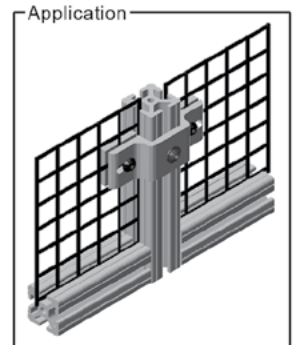

QTY	DESCRIPTION	PART NO.
2	5/16-18 x 5/8 FBHSCS	13FA3331
1	5/16-18 DOUBLE T-NUT	15FA3502

15AC7119

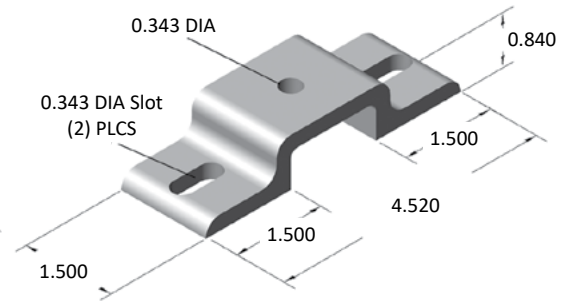
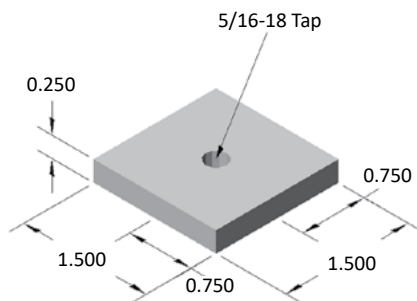
1.5" DOUBLE MESH RETAINER



Place mesh retainers around the perimeter of the frame every 24" to properly secure the panel.



Component Dimensions:



RECOMMENDED HARDWARE

QTY	DESCRIPTION	PART NO.
1	5/16-18 x 5/8 FBHSCS	13FA3331
1	5/16-18 ECONOMY T-NUT	15FA3501

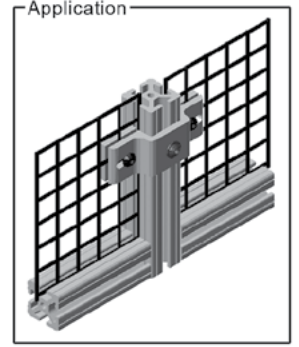

15 SERIES ACCESSORIES

15AC7119-BLK

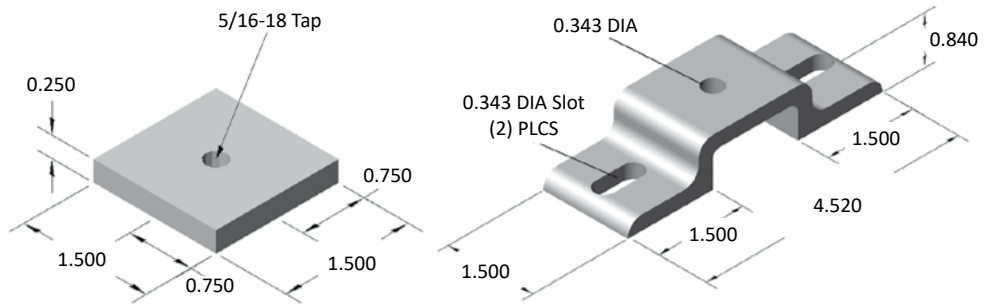
1.5" DOUBLE MESH RETAINER



Place mesh retainers around the perimeter of the frame every 24" to properly secure the panel.



Component Dimensions:



RECOMMENDED HARDWARE

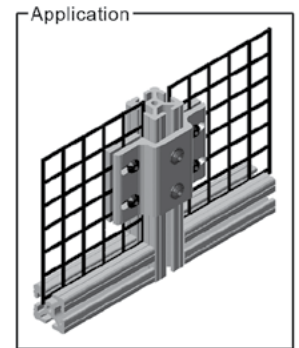

QTY	DESCRIPTION	PART NO.
1	5/16-18 x 5/8 FBHSCS	13FA3331
1	5/16-18 ECONOMY T-NUT	15FA3501

15AC7118* (non-stock)

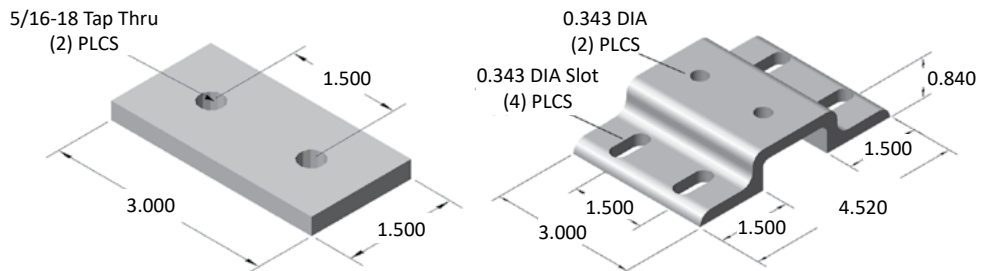
3.0" DOUBLE MESH RETAINER



Place mesh retainers around the perimeter of the frame every 24" to properly secure the panel.



Component Dimensions:

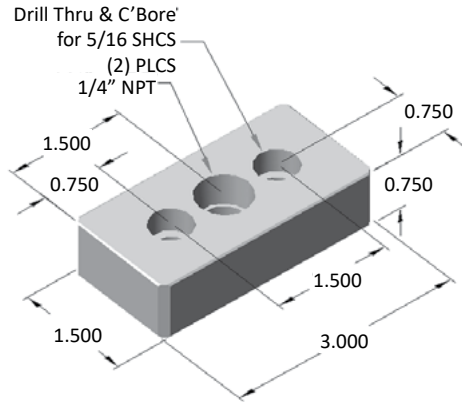



RECOMMENDED HARDWARE

QTY	DESCRIPTION	PART NO.
2	5/16-18 x 5/8 FBHSCS	13FA3331
1	5/16-18 DOUBLE T-NUT	15FA3502

15AC8712

PRESSURE MANIFOLD - 1/4" NPT
WITH O-RING




RECOMMENDED HARDWARE

QTY	DESCRIPTION	PART NO.
2	5/16-18 x 7/8 SHCS	13FA3327
2	5/16-18 ECONOMY T-NUT	15FA3501

15AC8706

PRESSURE MANIFOLD - 1/4" NPT
WITH GASKET

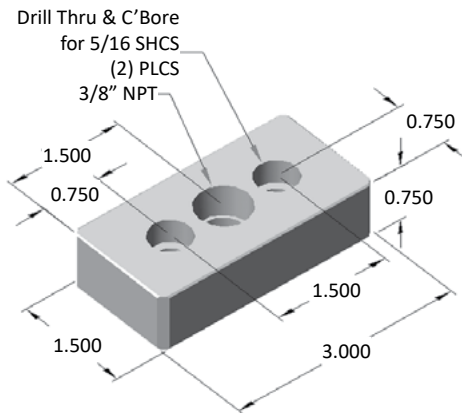



RECOMMENDED HARDWARE

QTY	DESCRIPTION	PART NO.
2	5/16-18 x 7/8 SHCS	13FA3327

15AC8713

PRESSURE MANIFOLD - 3/8" NPT
WITH O-RING




RECOMMENDED HARDWARE

QTY	DESCRIPTION	PART NO.
2	5/16-18 x 7/8 SHCS	13FA3327
2	5/16-18 ECONOMY T-NUT	15FA3501

15AC8707

PRESSURE MANIFOLD - 3/8" NPT
WITH GASKET

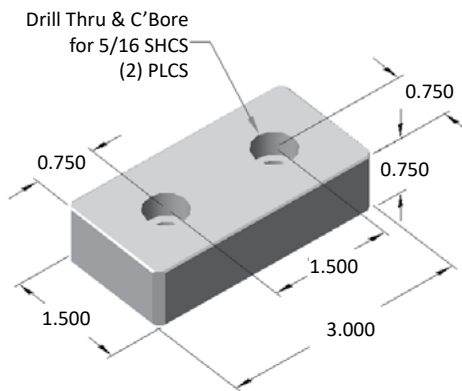



RECOMMENDED HARDWARE

QTY	DESCRIPTION	PART NO.
2	5/16-18 x 7/8 SHCS	13FA3327

15AC8714

PRESSURE MANIFOLD - BLANK
WITH O-RING




RECOMMENDED HARDWARE

QTY	DESCRIPTION	PART NO.
2	5/16-18 x 7/8 SHCS	13FA3327
2	5/16-18 ECONOMY T-NUT	15FA3501

15AC8709

PRESSURE MANIFOLD - BLANK
WITH GASKET



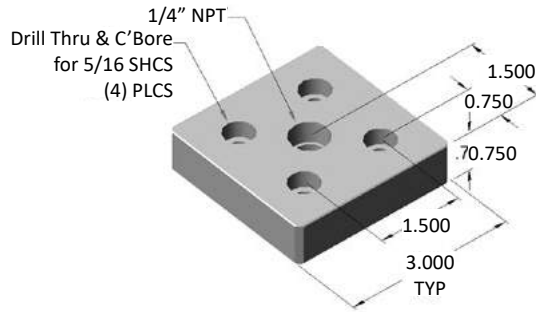

RECOMMENDED HARDWARE

QTY	DESCRIPTION	PART NO.
2	5/16-18 x 7/8 SHCS	13FA3327

15 SERIES ACCESSORIES


15AC8715* (non-stock)

PRESSURE MANIFOLD - 1/4" NPT
WITH O-RING



15AC8710* (non-stock)

PRESSURE MANIFOLD - 1/4" NPT
WITH GASKET



RECOMMENDED HARDWARE

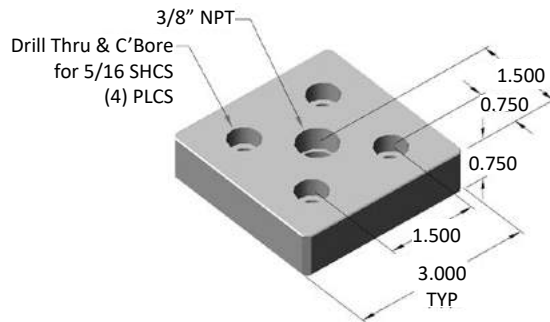

QTY	DESCRIPTION	PART NO.
4	5/16-18 x 7/8 SHCS	13FA3327
4	5/16-18 ECONOMY T-NUT	15FA3501

RECOMMENDED HARDWARE

QTY	DESCRIPTION	PART NO.
4	5/16-18 x 7/8 SHCS	13FA3327


15AC8716* (non-stock)

PRESSURE MANIFOLD - 3/8" NPT
WITH O-RING



15AC8711* (non-stock)

PRESSURE MANIFOLD - 3/8" NPT
WITH GASKET



RECOMMENDED HARDWARE



QTY	DESCRIPTION	PART NO.
4	5/16-18 x 7/8 SHCS	13FA3327
4	5/16-18 ECONOMY T-NUT	15FA3501

RECOMMENDED HARDWARE

QTY	DESCRIPTION	PART NO.
4	5/16-18 x 7/8 SHCS	13FA3327


15AC8717* (non-stock)

PRESSURE MANIFOLD - BLANK
WITH O-RING



15AC8708* (non-stock)

PRESSURE MANIFOLD - BLANK
WITH GASKET



RECOMMENDED HARDWARE


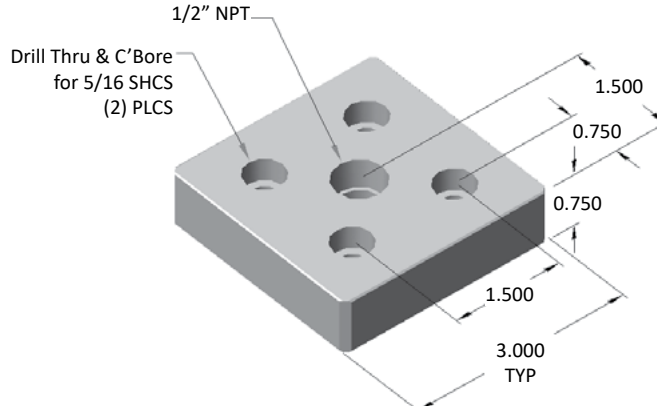
QTY	DESCRIPTION	PART NO.
4	5/16-18 x 7/8 SHCS	13FA3327
4	5/16-18 ECONOMY T-NUT	15FA3501

RECOMMENDED HARDWARE

QTY	DESCRIPTION	PART NO.
4	5/16-18 x 7/8 SHCS	13FA3327

15AC8727* (non-stock)

PRESSURE MANIFOLD - 1/2" NPT


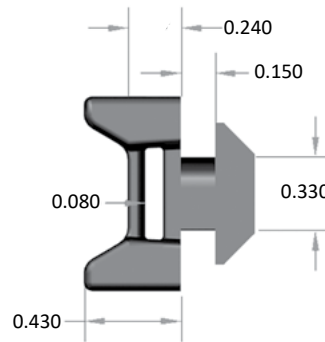
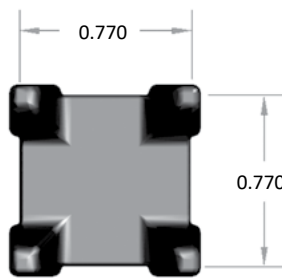


RECOMMENDED HARDWARE

QTY	DESCRIPTION	PART NO.
4	5/16-18 x 7/8 SHCS	13FA3327

15AC7305

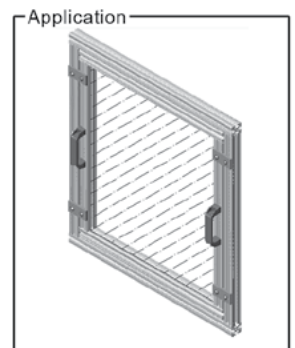
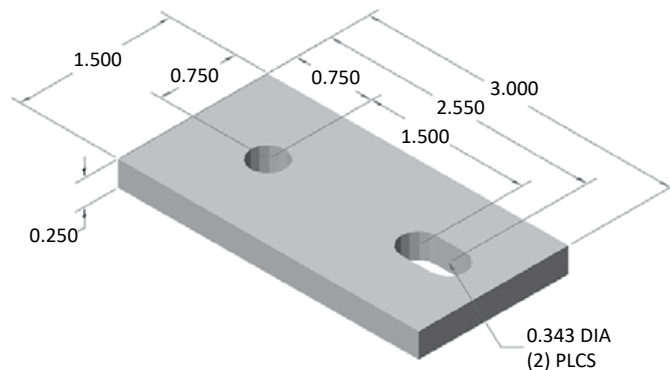
DROP-IN CABLE TIE BLOCK



- Quarter Turn Installation
- Very economical
- Black fiberglass reinforced nylon

15AC7972

2 HOLE REMOVABLE DOOR STRAP



- Unbolt frame sections
- Easy to position

RECOMMENDED HARDWARE

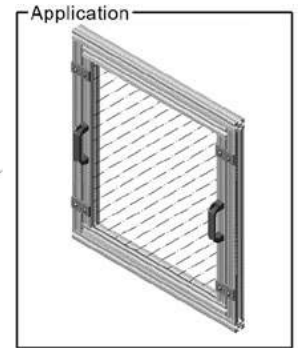
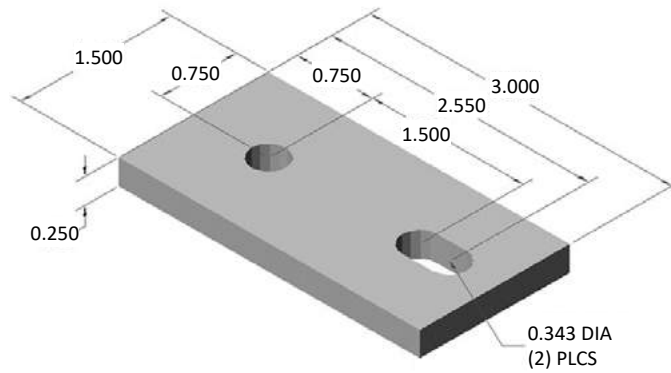
QTY	DESCRIPTION	PART NO.
2	5/16-18 x 5/8 FBHSCS	13FA3331
1	5/16-18 ECONOMY T-NUT	15FA3501
1	5/16-18 DROP-IN T-NUT	15FA3505

15 SERIES ACCESSORIES

15AC7972-BLK

2 HOLE REMOVABLE DOOR STRAP

- Unbolt frame sections
- Easy to position

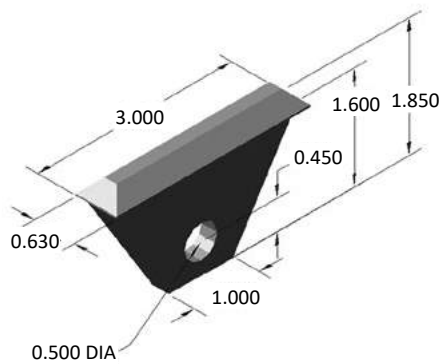


RECOMMENDED HARDWARE

QTY	DESCRIPTION	PART NO.
2	5/16-18 x 5/8 FBHSCS	13FA3331
1	5/16-18 ECONOMY T-NUT	15FA3501
1	5/16-18 DROP-IN T-NUT	15FA3505

15AC8760

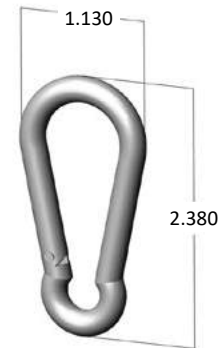
TOOL HANGER



- 75 lb capacity
- Great for air tools/cable reels
- High strength black nylon


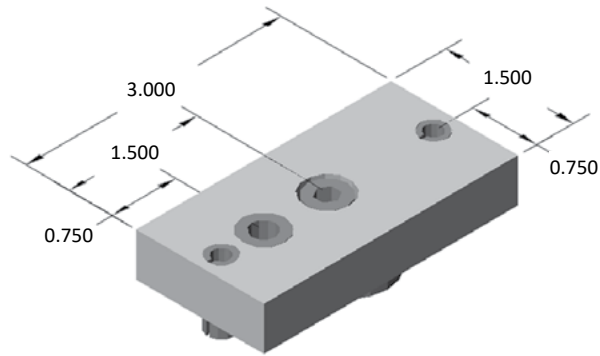
15AC8758* (non-stock)

TOOL HANGER CLIP



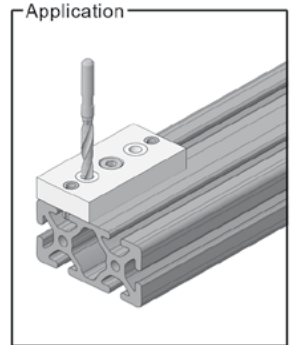
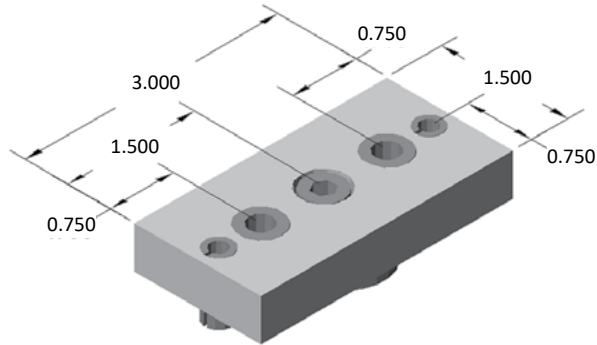
15AC7500* (non-stock)

1.5" x 1.5" ACCESS HOLE JIG




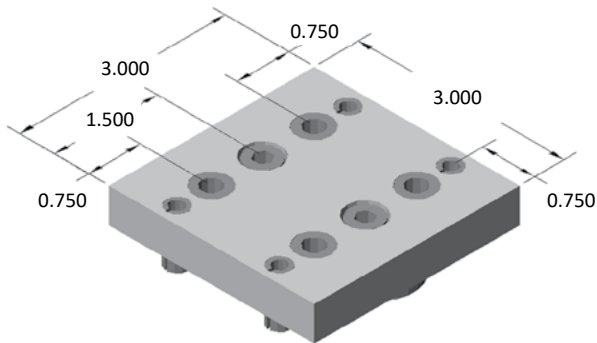
15AC7501* (non-stock)

1.5" x 3.0" ACCESS HOLE JIG



15AC7502* (non-stock)

3.0" x 3.0" ACCESS HOLE JIG



- Hardware included
- Drill access holes on site
- Dowel pins eliminate pivot point
- Hardened drill bushing for long life

SECTION 8

15 SERIES FLOOR TO FRAME



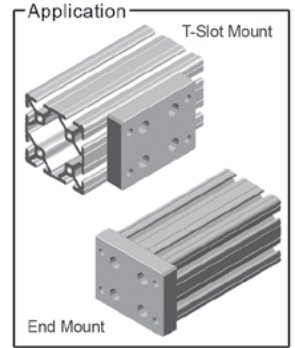
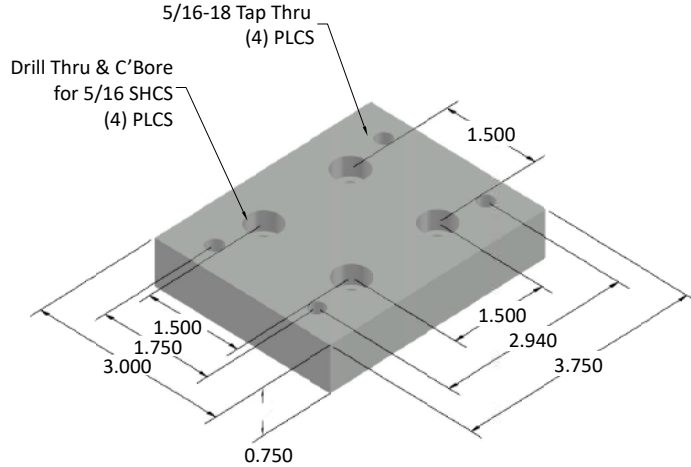
15 SERIES FLOOR TO FRAME

15BP2500

FLANGE MOUNT CASTER BASE PLATE



Use 15FA3502 for FAST assembly



- Mounts on the extrusion end or side
- End mount requires tapping service

RECOMMENDED HARDWARE:

T-SLOT MOUNT

QTY	DESCRIPTION	PART NO.
4	5/16-18 x 7/8 SHCS	13FA3327
4	5/16-18 ECONOMY T-NUT	15FA3501

RECOMMENDED HARDWARE:

END MOUNT

QTY	DESCRIPTION	PART NO.
4	5/16-18 x 7/8 SHCS	13FA3327

RECOMMENDED CASTERS

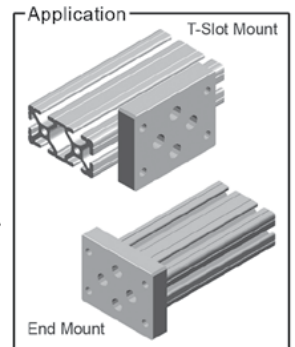
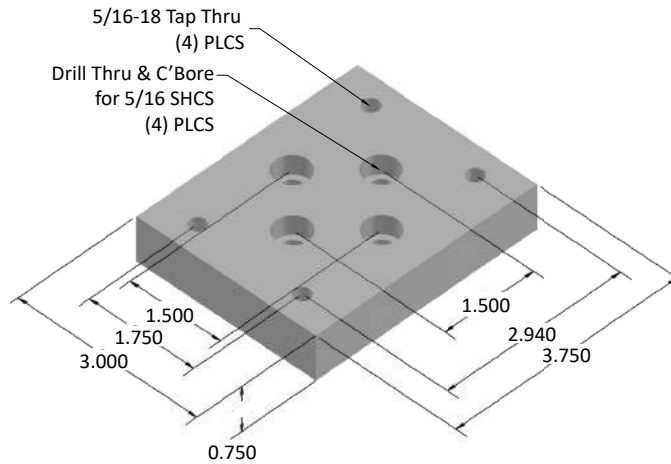
PAGE	DESCRIPTION	PART NO.
130	4" SWIVEL CASTER W/ BRAKE	13CA8102
130	4" RIGID CASTER	13CA8103
131	5" SWIVEL CASTER W/ BRAKE	13CA8108
131	5" RIGID CASTER	13CA8110
131	3.5" SWIVEL CASTER W/ BRAKE	13CA8113
131	3.5" RIGID CASTER	13CA8114
130	5" RIGID CASTER	13CA8115
130	5" SWIVEL CASTER W/ BRAKE	13CA8116

15BP2501

FLANGE MOUNT CASTER BASE PLATE



Use 15FA3502 for FAST assembly



- Mounts on the extrusion end or side
- End mount requires tapping service

RECOMMENDED HARDWARE:

T-SLOT MOUNT

QTY	DESCRIPTION	PART NO.
4	5/16-18 x 7/8 SHCS	13FA3327
4	5/16-18 ECONOMY T-NUT	15FA3501

RECOMMENDED HARDWARE:

END MOUNT


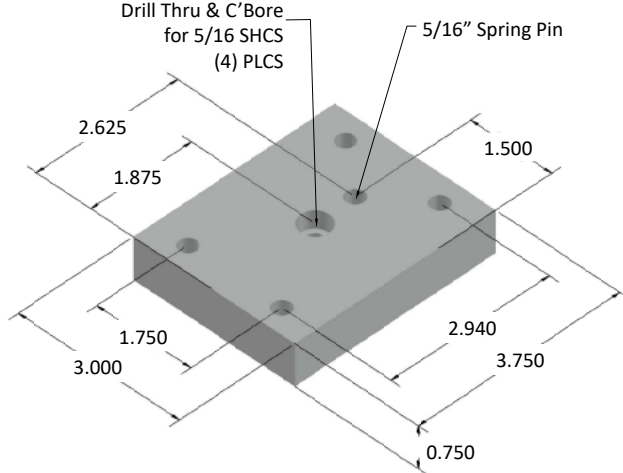
QTY	DESCRIPTION	PART NO.
4	5/16-18 x 7/8 SHCS	13FA3327

RECOMMENDED CASTERS

PAGE	DESCRIPTION	PART NO.
130	4" SWIVEL CASTER W/ BRAKE	13CA8102
130	4" RIGID CASTER	13CA8103
131	5" SWIVEL CASTER W/ BRAKE	13CA8108
131	5" RIGID CASTER	13CA8110
131	3.5" SWIVEL CASTER W/ BRAKE	13CA8113
131	3.5" RIGID CASTER	13CA8114
130	5" RIGID CASTER	13CA8115
130	5" SWIVEL CASTER W/ BRAKE	13CA8116

15BP2503

FLANGE MOUNT CASTER BASE PLATE



- Mounts on the extrusion end or side
- End mount requires tapping service
- 5/16" spring pin for proper alignment

RECOMMENDED HARDWARE:

T-SLOT MOUNT

QTY	DESCRIPTION	PART NO.
1	5/16-18 x 7/8 SHCS	13FA3327
1	5/16-18 ECONOMY T-NUT	15FA3501

RECOMMENDED HARDWARE:

END MOUNT


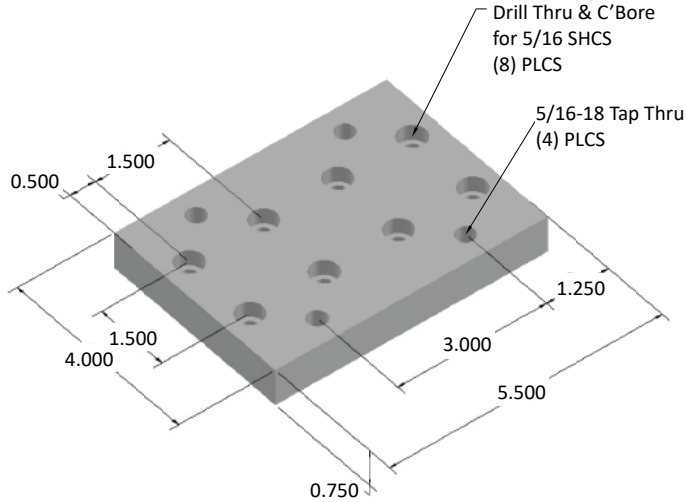
QTY	DESCRIPTION	PART NO.
1	5/16-18 x 7/8 SHCS	13FA3327

RECOMMENDED CASTERS

PAGE	DESCRIPTION	PART NO.
130	4" SWIVEL CASTER W/ BRAKE	13CA8102
130	4" RIGID CASTER	13CA8103
131	5" SWIVEL CASTER W/ BRAKE	13CA8108
131	5" RIGID CASTER	13CA8110
131	3.5" SWIVEL CASTER W/ BRAKE	13CA8113
131	3.5" RIGID CASTER	13CA8114
130	5" RIGID CASTER	13CA8115
130	5" SWIVEL CASTER W/ BRAKE	13CA8116

15BP2502

HEAVY DUTY CASTER BASE PLATE



- Mounts on the extrusion end or side
- End mount requires tapping service

RECOMMENDED HARDWARE:

T-SLOT MOUNT

QTY	DESCRIPTION	PART NO.
8	5/16-18 x 7/8 SHCS	13FA3327
8	5/16-18 ECONOMY T-NUT	15FA3501

RECOMMENDED HARDWARE:

END MOUNT

QTY	DESCRIPTION	PART NO.
8	5/16-18 x 7/8 SHCS	13FA3327

RECOMMENDED CASTERS

PAGE	DESCRIPTION	PART NO.
132	5" SWIVEL CASTER W/ BRAKE	13CA8104
132	5" SWIVEL CASTER	13CA8105
132	5" RIGID CASTER	13CA8106
132	5" RIGID CASTER	13CA8107


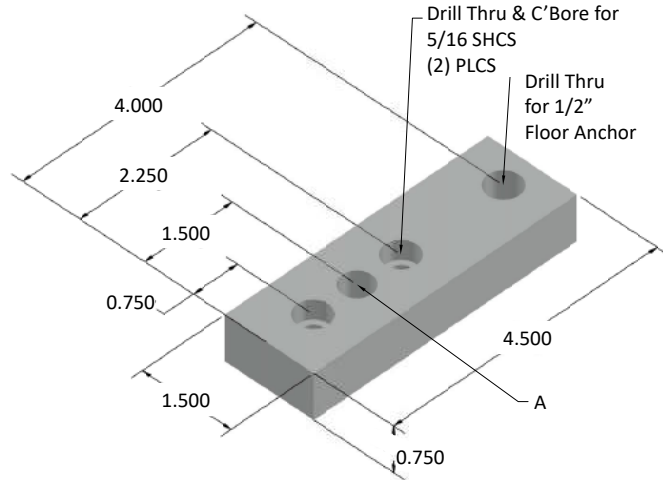
15 SERIES FLOOR TO FRAME

15BP2550* (non-stock)

1.5" x 3.0" FLOOR ANCHORING BASE PLATE
'A' TAP THRU = 3/8-16

15BP2551* (non-stock)

1.5" x 3.0" FLOOR ANCHORING BASE PLATE
'A' TAP THRU = 1/2-13



- Mounts on the extrusion end or side
- End mount requires tapping service

RECOMMENDED HARDWARE:

T-SLOT MOUNT

QTY	DESCRIPTION	PART NO.
2	5/16-18 x 7/8 SHCS	13FA3327
2	5/16-18 ECONOMY T-NUT	15FA3501

RECOMMENDED HARDWARE:

END MOUNT

QTY	DESCRIPTION	PART NO.
2	5/16-18 x 7/8 SHCS	13FA3327

15BP2561

1.5" x 3.0" BASE PLATE
'A' TAP THRU = 3/8-16

15BP2562


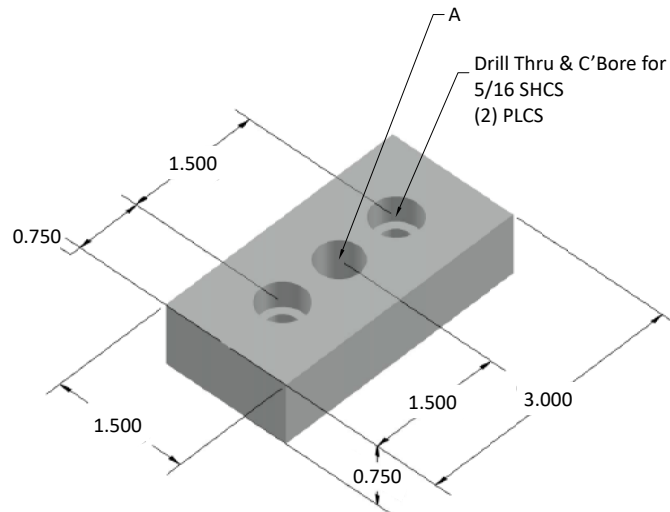
1.5" x 3.0" BASE PLATE
'A' TAP THRU = 7/16-14

15BP2580

1.5" x 3.0" BASE PLATE
'A' TAP THRU = 1/2-13

15BP2564* (non-stock)

1.5" x 3.0" BASE PLATE
'A' TAP THRU = 3/4-10



- Mounts on the extrusion end or side
- End mount requires tapping service

RECOMMENDED HARDWARE:

T-SLOT MOUNT

QTY	DESCRIPTION	PART NO.
2	5/16-18 x 7/8 SHCS	13FA3327
2	5/16-18 ECONOMY T-NUT	15FA3501

RECOMMENDED HARDWARE:

END MOUNT

QTY	DESCRIPTION	PART NO.
2	5/16-18 x 7/8 SHCS	13FA3327

15BP2584* (non-stock)

3.0" x 3.0" FLOOR ANCHORING BASE PLATE
'A' TAP THRU = 3/8-16

15BP2552* (non-stock)

3.0" x 3.0" FLOOR ANCHORING BASE PLATE
'A' TAP THRU = 1/2-13



- Mounts on the extrusion end or side
- End mount requires tapping service

RECOMMENDED HARDWARE:


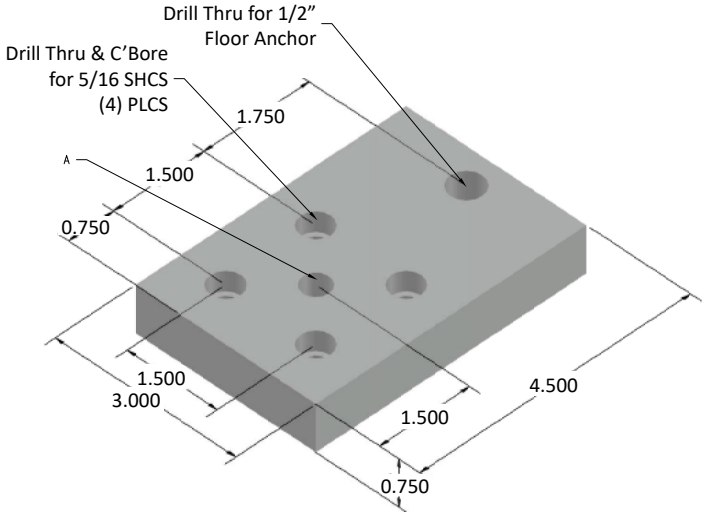
T-SLOT MOUNT

QTY	DESCRIPTION	PART NO.
4	5/16-18 x 7/8 SHCS	13FA3327
4	5/16-18 ECONOMY T-NUT	15FA3501

RECOMMENDED HARDWARE:

END MOUNT

QTY	DESCRIPTION	PART NO.
4	5/16-18 x 7/8 SHCS	13FA3327



15BP2585

3.0" x 3.0" BASE PLATE
'A' TAP THRU = 3/8-16

15BP2563* (non-stock)


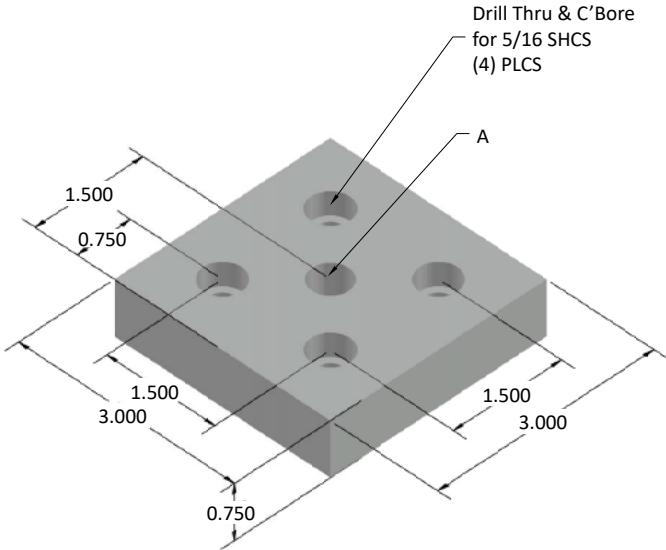
3.0" x 3.0" BASE PLATE
'A' TAP THRU = 7/16-14

15BP2583

3.0" x 3.0" BASE PLATE
'A' TAP THRU = 1/2-13

15BP2587* (non-stock)

3.0" x 3.0" BASE PLATE
'A' TAP THRU = 3/4-10



- Mounts on the extrusion end or side
- End mount requires tapping service

RECOMMENDED HARDWARE:

T-SLOT MOUNT

QTY	DESCRIPTION	PART NO.
4	5/16-18 x 7/8 SHCS	13FA3327
4	5/16-18 ECONOMY T-NUT	15FA3501




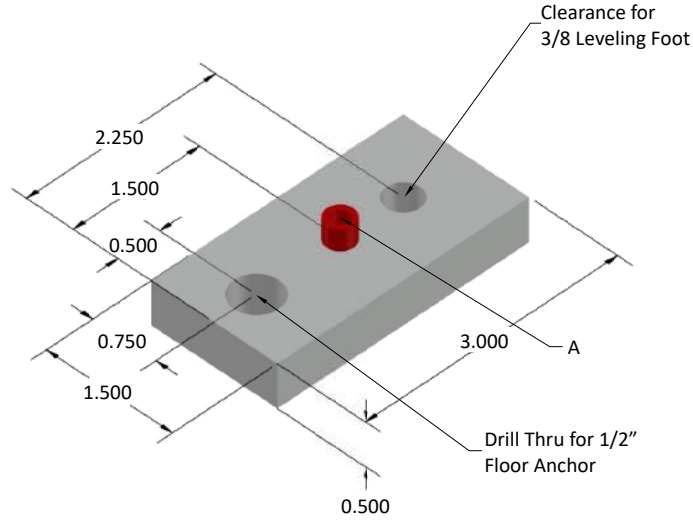
RECOMMENDED HARDWARE:
END MOUNT

QTY	DESCRIPTION	PART NO.
4	5/16-18 x 7/8 SHCS	13FA3327

15 SERIES FLOOR TO FRAME

15BP2553

1.5" x 3.0" FLOOR ANCHORING BASE PLATE



- End mount requires tapping service
- 5/16" spring pin for proper alignment

No hardware necessary - Leveling foot secures the base plate to the extrusion.

15BP2588* (non-stock)

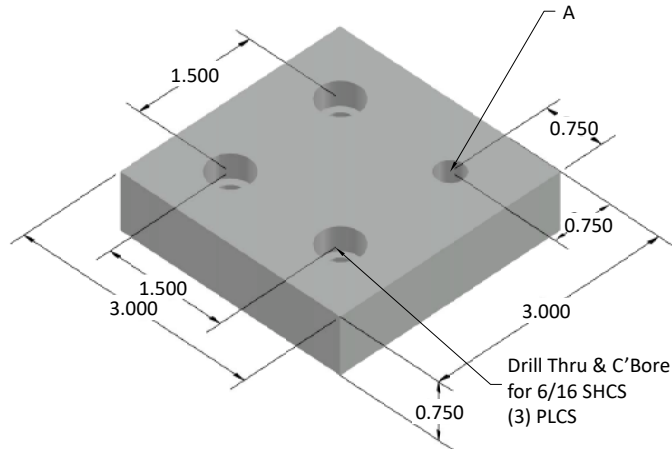
CORNER BASE PLATE
'A' TAP THRU = 1/2-13

15BP2589* (non-stock)

CORNER BASE PLATE
'A' TAP THRU = 7/16-14

15BP2590* (non-stock)

CORNER BASE PLATE
'A' TAP THRU = 3/4-10




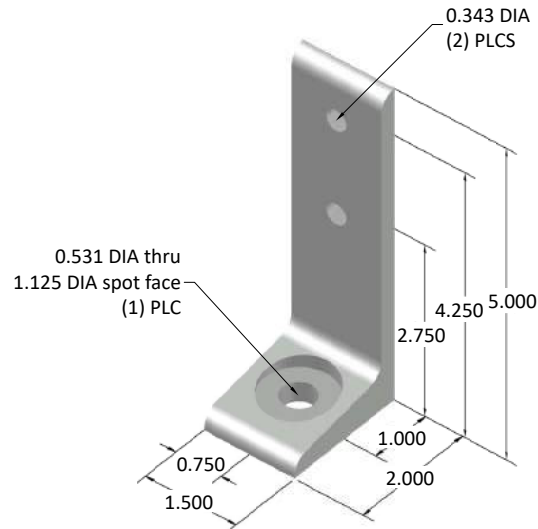
RECOMMENDED HARDWARE:

T-SLOT MOUNT

QTY	DESCRIPTION	PART NO.
3	5/16-18 x 7/8 SHCS	13FA3327
3	5/16-18 ECONOMY T-NUT	15FA3501

15FF5814

1.5" FLOOR MOUNT FOOT


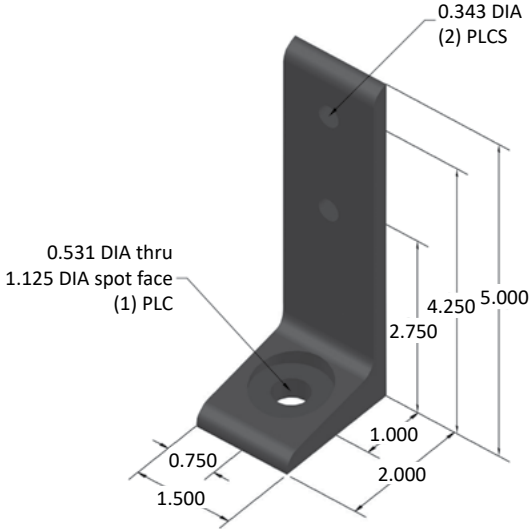


RECOMMENDED HARDWARE

QTY	DESCRIPTION	PART NO.
2	5/16-18 x 5/8 FBHSCS	13FA3331
1	5/16-18 DOUBLE T-NUT	15FA3502
1	1/2 X 3-3/4 FLOOR ANCHOR	13FA3377

15FF5814-BLK

1.5" FLOOR MOUNT FOOT

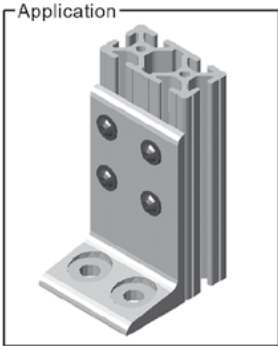
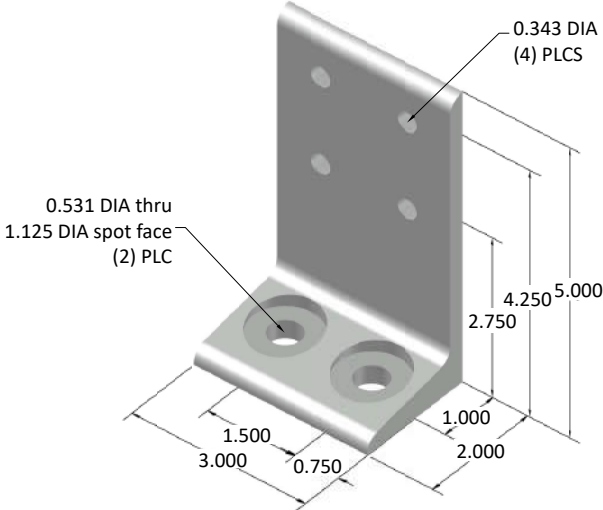


RECOMMENDED HARDWARE

QTY	DESCRIPTION	PART NO.
2	5/16-18 x 5/8 FBHSCS	13FA3331
1	5/16-18 DOUBLE T-NUT	15FA3502
1	1/2 X 3-3/4 FLOOR ANCHOR	13FA3377

15FF5816

3.0" FLOOR MOUNT FOOT


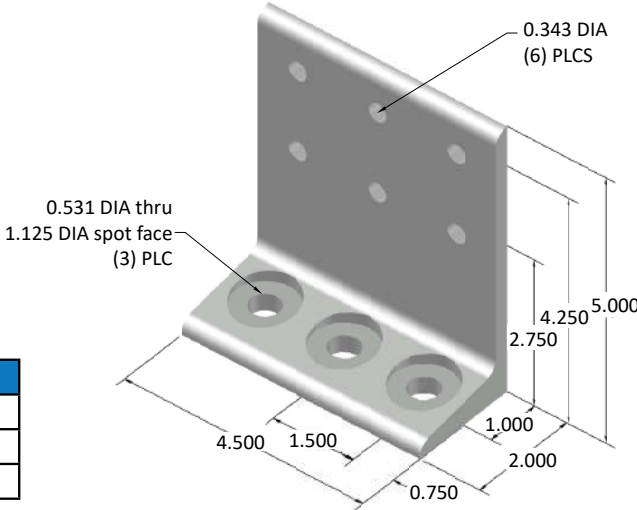


RECOMMENDED HARDWARE

QTY	DESCRIPTION	PART NO.
4	5/16-18 x 5/8 FBHSCS	13FA3331
2	5/16-18 DOUBLE T-NUT	15FA3502
2	1/2 x 3-3/4 FLOOR ANCHOR	15FA3377

15FF5815* (non-stock)

4.5" FLOOR MOUNT FOOT




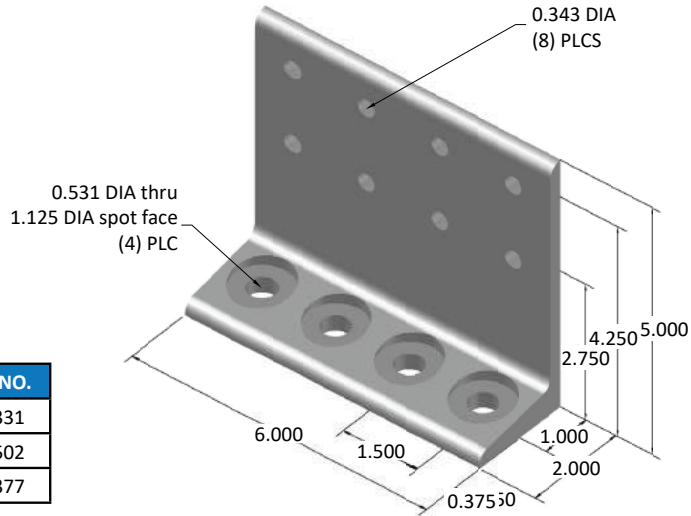
RECOMMENDED HARDWARE

QTY	DESCRIPTION	PART NO.
6	5/16-18 x 5/8 FBHSCS	13FA3331
3	5/16-18 DOUBLE T-NUT	15FA3502
3	1/2 x 3-3/4 FLOOR ANCHOR	13FA3377

15 SERIES FLOOR TO FRAME

15FF5818* (non-stock)

6.0" FLOOR MOUNT FOOT




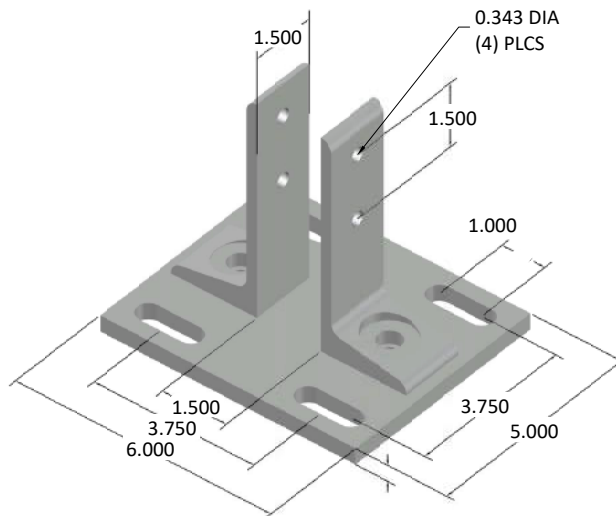
RECOMMENDED HARDWARE

QTY	DESCRIPTION	PART NO.
8	5/16-18 x 5/8 FBHSCS	13FA3331
4	5/16-18 DOUBLE T-NUT	15FA3502
4	1/2 x 3-3/4 FLOOR ANCHOR	13FA3377

15FF5835

1.5" x 1.5" DELUXE FLOOR MOUNT BASE PLATE

- Provides greater stability
- Securely mounts frame to the floor
- Base plate slots provide easy adjustment




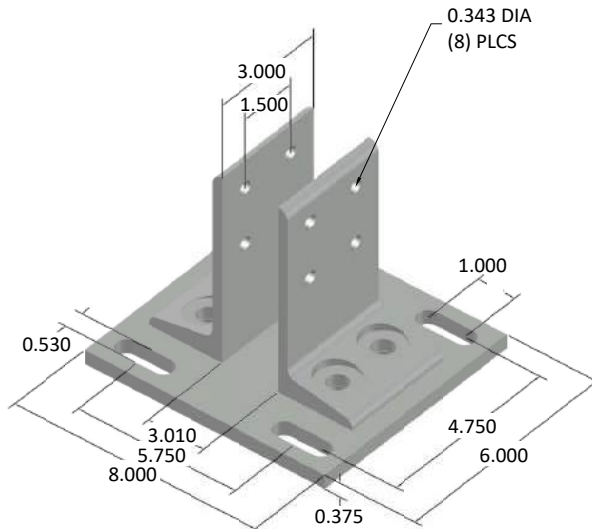
RECOMMENDED HARDWARE

QTY	DESCRIPTION	PART NO.
4	5/16-18 x 5/8 FBHSCS	13FA3331
2	5/16-18 DOUBLE T-NUT	15FA3502
4	1/2 x 3-3/4 FLOOR ANCHOR	13FA3377

15FF5830

1.5" x 3.0" DELUXE FLOOR MOUNT BASE PLATE

- Provides greater stability
- Securely mounts frame to the floor
- Base plate slots provide easy adjustment



RECOMMENDED HARDWARE

QTY	DESCRIPTION	PART NO.
8	5/16-18 x 5/8 FBHSCS	13FA3331
4	5/16-18 DOUBLE T-NUT	15FA3502
4	1/2 x 3-3/4 FLOOR ANCHOR	13FA3377


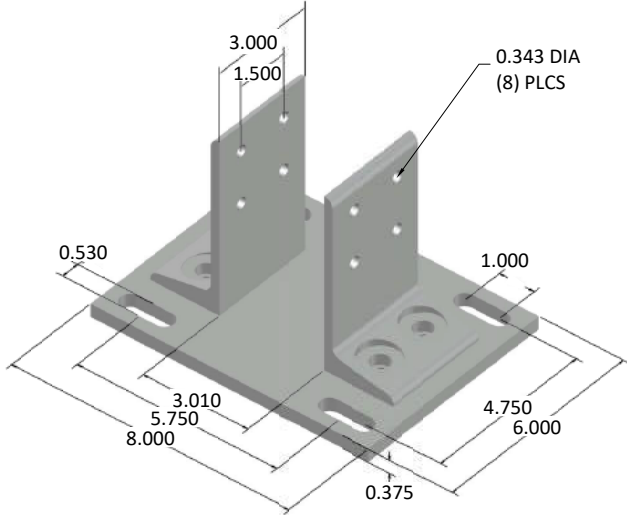
15FF5833

3.0" x 3.0" DELUXE FLOOR MOUNT BASE PLATE

- Provides greater stability
- Securely mounts frame to the floor
- Base plate slots provide easy adjustment

RECOMMENDED HARDWARE

QTY	DESCRIPTION	PART NO.
8	5/16-18 x 5/8 FBHSCS	13FA3331
4	5/16-18 DOUBLE T-NUT	15FA3502
4	1/2 x 3-3/4 FLOOR ANCHOR	13FA3377




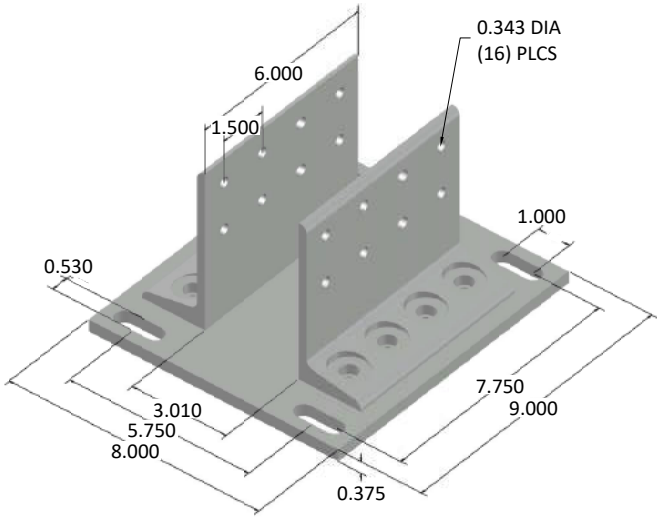
15FF5838* (non-stock)

3.0" x 6.0" DELUXE FLOOR MOUNT BASE PLATE

- Provides greater stability
- Securely mounts frame to the floor
- Base plate slots provide easy adjustment

RECOMMENDED HARDWARE

QTY	DESCRIPTION	PART NO.
16	5/16-18 x 5/8 FBHSCS	13FA3331
8	5/16-18 DOUBLE T-NUT	15FA3502
4	1/2 x 3-3/4 FLOOR ANCHOR	13FA3377



SECTION 9

13 SERIES ACCESSORIES



13 SERIES ACCESSORIES

13CA8100

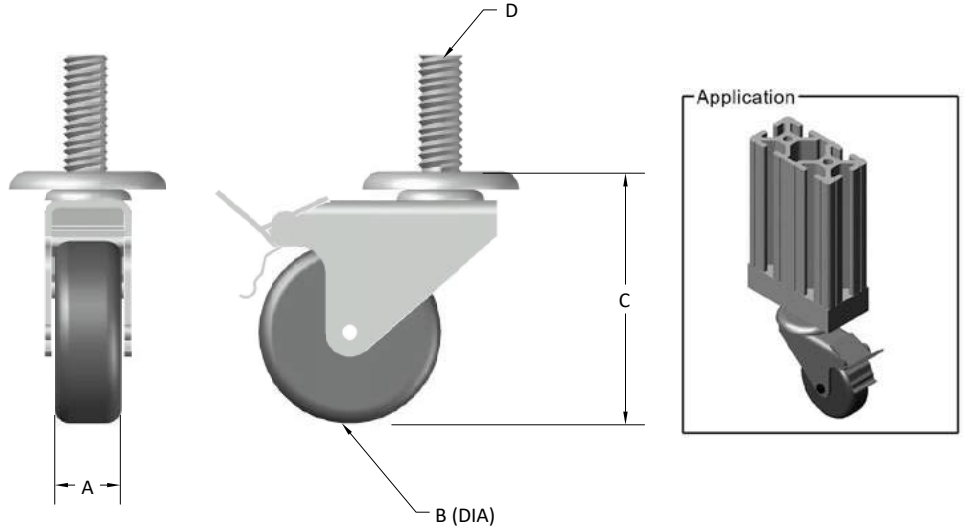
2" THREADED STEM CASTER W/ BRAKE

Capacity.....75 lbs.
Wheel Color.....Black
Oil Resistance....Average

13CA8101

5" THREADED STEM CASTER W/ BRAKE

Capacity.....125 lbs.
Wheel Color.....Black
Oil Resistance....Average



- Cushionex Supreme wheel material
- Derlin wheel bearings
- Factory lubricated raceways
- Requires base plate

PART NO.	A	B	C	D
13CA8100	.8650	2.00	2.50	3/8-16 x 1.5"
13CA8101	1.00	5.00	5.75	7/16-14 x 1.5"

13CA8102

4" SWIVEL CASTER W/ BRAKE

13CA8103

4" RIGID CASTER W/O BRAKE

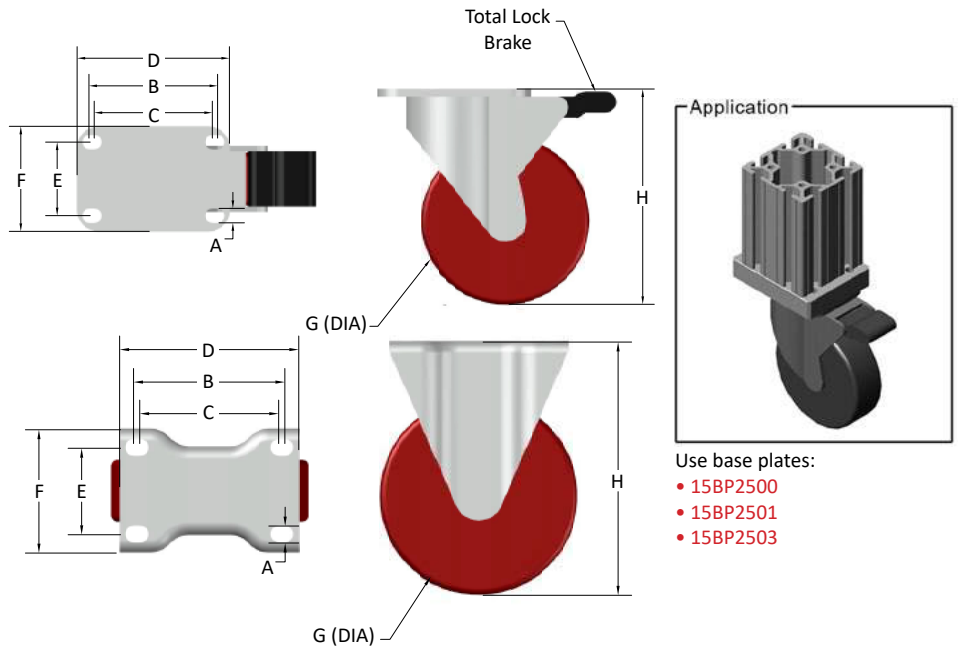
13CA8115* (non-stock)

5" SWIVEL CASTER W/ BRAKE

13CA8116* (non-stock)

5" RIGID CASTER W/O BRAKE

Capacity.....275 lbs.
Wheel Color.....Dark red
Oil Resistance....Good



Use base plates:

- 15BP2500
- 15BP2501
- 15BP2503

- Polyurethane Hi-Tech wheel material
- Hardened bushings
- Grease fittings for wheel bearings

RECOMMENDED HARDWARE

QTY	DESCRIPTION	PART NO.
4	5/16-18 x 5/8 SHCS	13FA3325

PART NO.	A	B	C	D	E	F	G	H
13CA8102	.340	3.00	2.75	3.625	1.75	2.375	4.00	5.13
13CA8103	.340	3.06	2.81	3.625	1.75	2.484	4.00	5.13
13CA8115	.340	3.06	2.81	3.625	1.75	2.672	5.00	6.13
13CA8116	.340	3.06	2.81	3.625	1.75	2.484	5.00	6.13

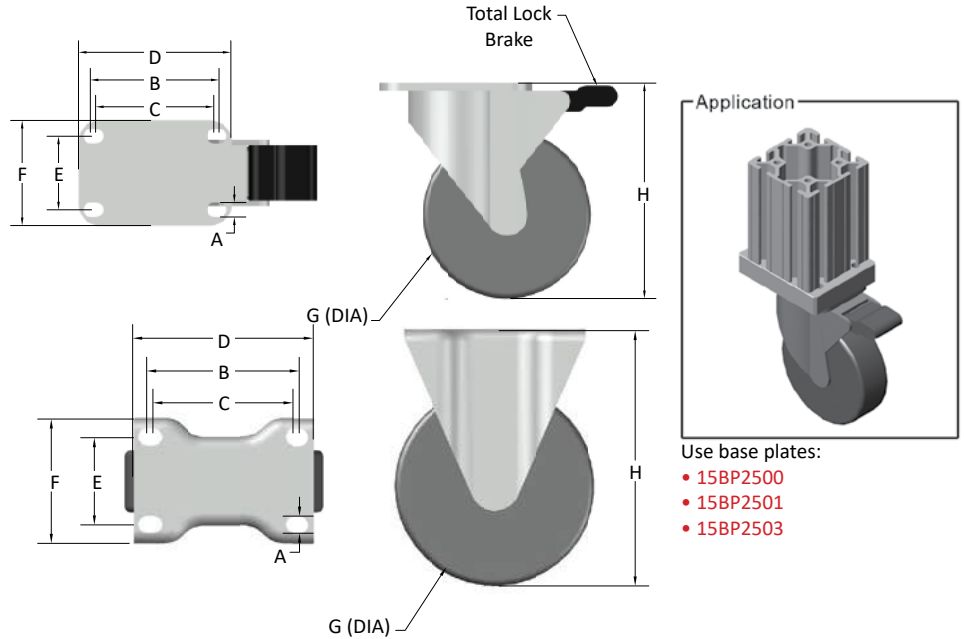
13CA8108* (non-stock)

5" SWIVEL CASTER W/ BRAKE

13CA8110* (non-stock)

5" RIGID CASTER W/O BRAKE

Capacity.....325 lbs.
Wheel Color.....Gray
Oil Resistance....Good



Use base plates:
• 15BP2500
• 15BP2501
• 15BP2503

- Performa rubber material
- Grease fittings for wheel bearings

RECOMMENDED HARDWARE

QTY	DESCRIPTION	PART NO.
4	5/16-18 x 5/8 SHCS	13FA3325

PART NO.	A	B	C	D	E	F	G	H
13CA8108	.340	3.06	2.81	3.625	1.75	2.375	5.00	6.19
13CA8110	.340	3.06	2.81	3.625	1.75	2.50	5.00	6.19

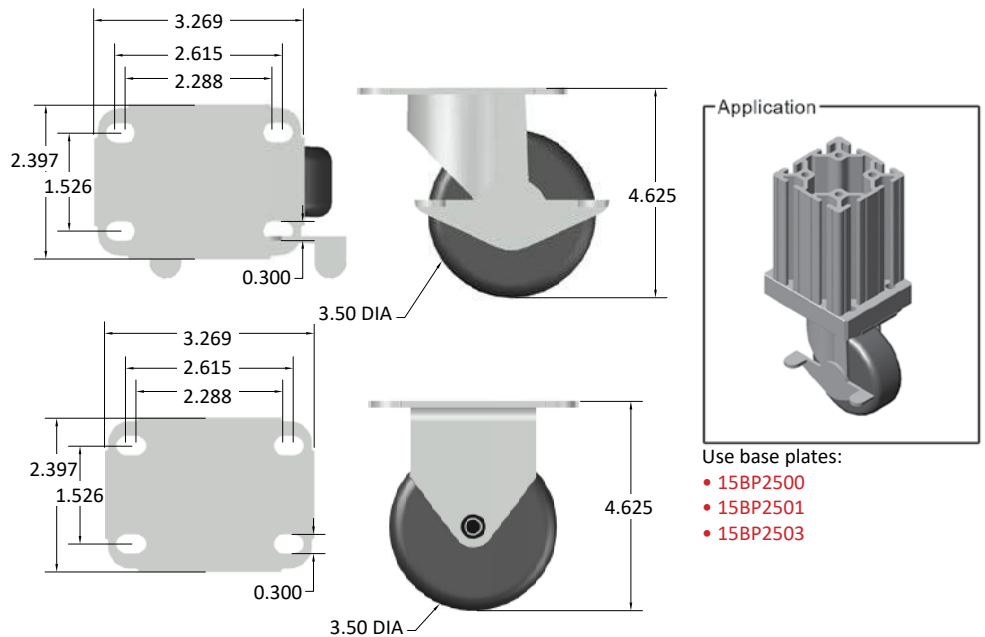
13CA8113

3.5" SWIVEL CASTER W/ BRAKE

13CA8114* (non-stock)

3.5" RIGID CASTER W/O BRAKE

Capacity.....250 lbs.
Wheel Color..... Gray
Oil Resistance....Good



Use base plates:
• 15BP2500
• 15BP2501
• 15BP2503

- Performa rubber material
- Grease fittings for wheel bearings

RECOMMENDED HARDWARE

QTY	DESCRIPTION	PART NO.
4	5/16-18 x 5/8 SHCS	13FA3325

13 SERIES ACCESSORIES

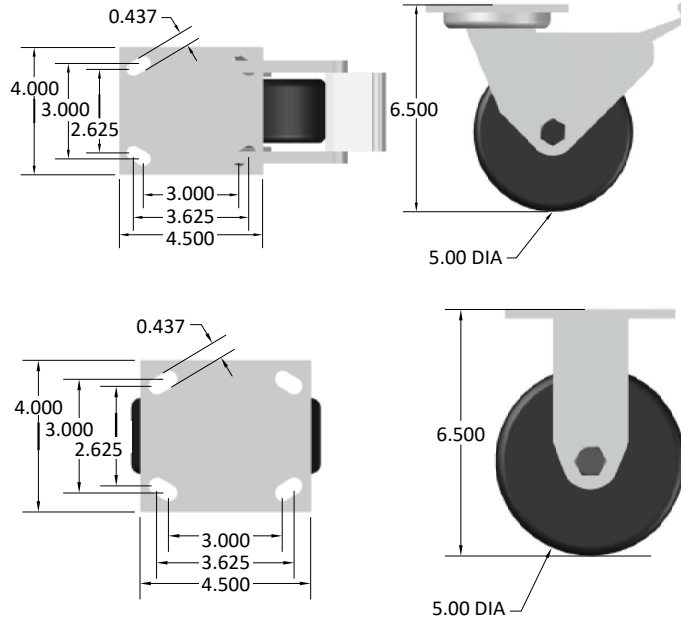
13CA8104* (non-stock)

5" HEAVY DUTY SWIVEL CASTER W/ BRAKE

13CA8106* (non-stock)

5" RIGID CASTER W/O BRAKE

Capacity.....375 lbs.
 Wheel Color.....Black
 Oil Resistance....Average



- Performa rubber
- Roller bearings
- Grease fittings for bearings and raceways

RECOMMENDED HARDWARE

QTY	DESCRIPTION	PART NO.
4	3/8-16 x 3/4 SHCS	13FA3340

13CA8105* (non-stock)

5" HEAVY DUTY SWIVEL CASTER

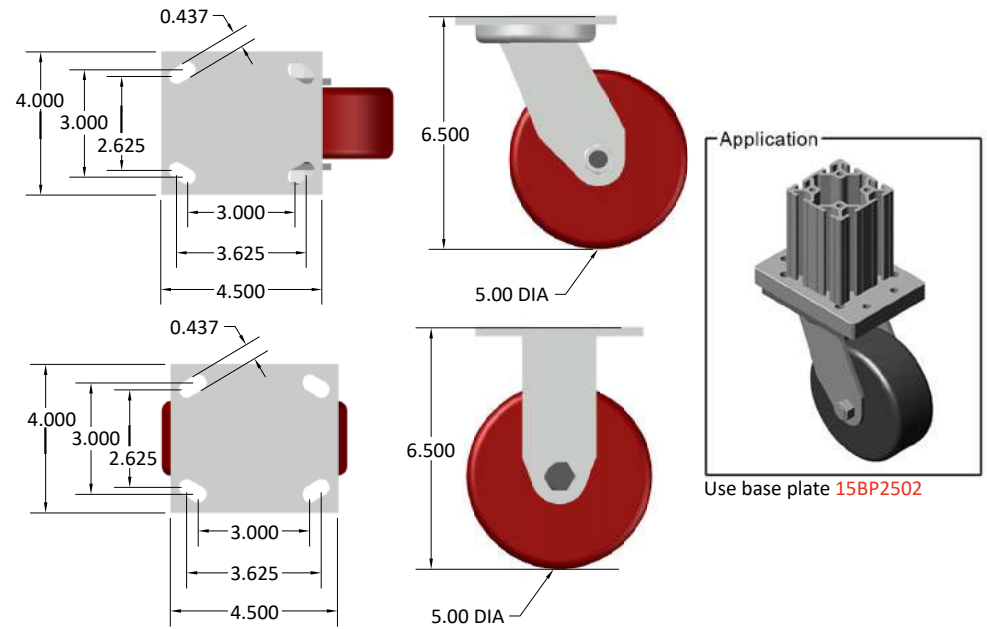
13CA8107* (non-stock)

5" RIGID CASTER W/O BRAKE

13CA8145* (non-stock)

TOTAL LOCK BRAKE KIT

Capacity.....900 lbs.
 Wheel Color.....Dark red
 Oil Resistance....Good



- Moldon polyurethane wheel
- Aluminum core and roller bearings
- Grease fittings for bearings and swivel raceways


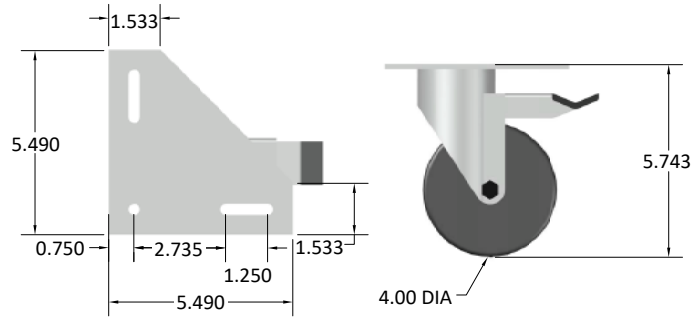
RECOMMENDED HARDWARE

QTY	DESCRIPTION	PART NO.
4	3/8-16 x 3/4 SHCS	13FA3340

13CA8118

4" TRIANGLE TOP PLATE CASTER W/ BRAKE

Capacity.....250 lbs.
 Wheel Color.....Gray
 Oil Resistance....Good



- No base plate required

RECOMMENDED HARDWARE

QTY	DESCRIPTION	PART NO.
3	5/16-18 x 5/8 SHCS	13FA3325
3	5/16-18 WASHER	13FA3700
3	5/16-18 ECONOMY T-NUT	15FA3501

13CA8120* (non-stock)


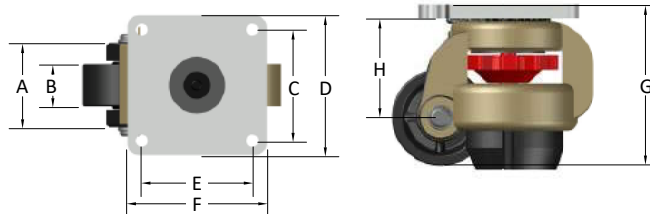
2" LEVELING CASTER W/ BASE PLATE

Capacity.....300 lbs.

13CA8124* (non-stock)

3" LEVELING CASTER W/ BASE PLATE

Capacity.....600 lbs.



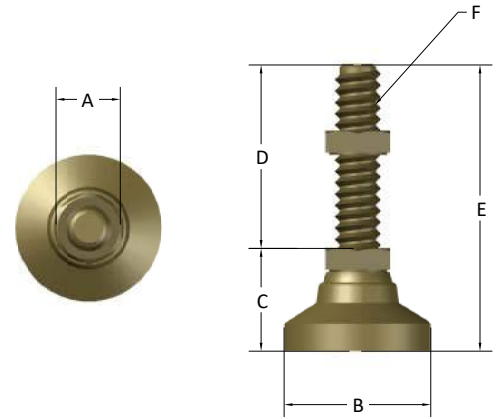
- Base plate included
- Quickly convert stationary to mobile
- End or side-mount compatible
- High grade nylon wheels
- Rubber pad for vibration control
- Die cast aluminum frame
- 360° motion

PART NO.	A	B	C	D	E	F	G	H
13CA8120	1.73	.87	2.28	2.87	2.28	2.87	3.27	1.97
13CA8124	2.40	1.14	2.76	3.54	2.76	3.54	4.02	2.44

13 SERIES ACCESSORIES

Deluxe Leveling Feet

- 20° pivot accommodates for uneven floors or slight inclines
- 10 and 15 Series compatible
- Jam nut included
- Yellow zinc finish

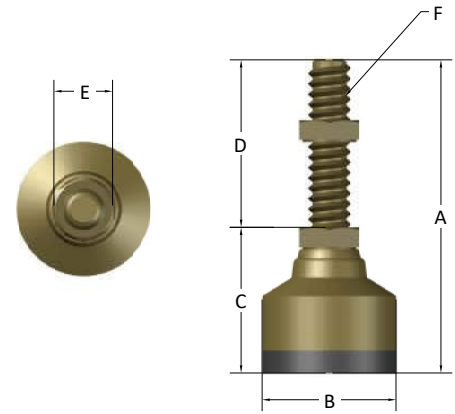


PART NO.	A	B	C	D	E	F	CAPACITY
13FF8117	.50	1.00	.68	1.25	1.93	1/4-20	1000 LBS
13FF8126	.62	1.25	.82	2.00	2.82	5/16-18	2500 LBS
13FF8118	.60	1.25	.87	2.00	2.87	3/8-16	3750 LBS
13FF8122	.72	1.88	1.10	2.00	3.10	1/2-13	5000 LBS
13FF8131	.72	1.87	1.13	4.00	5.13	1/2-13	5000 LBS
13FF8119	1.06	3.00	1.50	1.75	3.25	3/4-10	7400 LBS
13FF8129	.38	.75	.53	1.05	1.58	M6x1.0	315 LBS
13FF8128	.50	.90	.78	1.26	2.73	M8x1.25	450 LBS
13FF8132	.63	1.25	1.13	2.00	2.87	M10x1.5	1700 LBS
13FF8133	.75	1.88	1.110	2.00	1.95	M12x1.75	2250 LBS

Anti-Vibration Leveling Feet* (non-stock)



- 20° pivot accommodates for uneven floors or slight inclines
- Rubber anti-vibration pad
- Great for frames with moving parts
- Yellow zinc finish

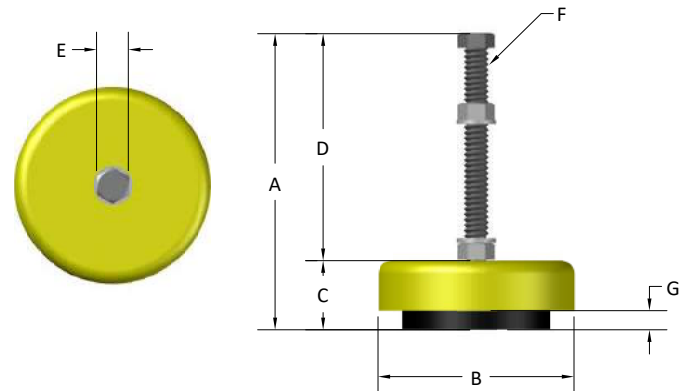


PART NO.	A	B	C	D	E	F	CAPACITY
13FF8115	3.50	1.25	1.50	2.00	.625	3/8-16	100 LBS
13FF8116	3.75	1.88	1.75	2.00	.750	1/2-13	240 LBS
13FF8120	4.13	3.00	2.13	2.00	1.06	3/4-10	650 LBS

Mighty Mount™ Leveling Pad* (non-stock)



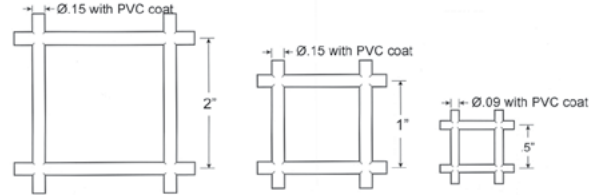
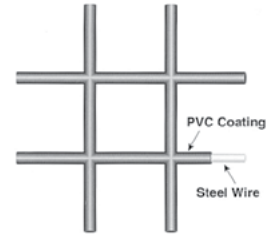

- Black elastomer anti-vibration pad
- Reduces vibration transmission
- Great for frames with moving parts
- Zinc plated hardware
- Safety yellow finish



PART NO.	A	B	C	D	E	F	G	CAPACITY
13FF8113	4.50	5.00	1.50	3.00	0.56	3/8-16	0.45	300 LBS
13FF8114	6.50	5.00	1.50	5.00	0.75	1/2-13	0.45	1500 LBS

Wire Mesh Panels

- Permits air, light and sound transmission for safe monitoring of machines
- Build OSHA-compliant machine enclosures and perimeter guards quickly
- Galvanized welded steel wire core with fuse-bonded PVC coating
- Compatible with all Faztek extrusions




PVC Coated Wire Mesh

PART NO.	DESCRIPTION	WIRE	LBS/SQ. FT.
13PA8320	1" x 1" BLACK - 48" x 96"	12 ga.	.50
13PA8321	1" x 1" YELLOW - 48" x 96"	12 ga.	.50
13PA8322	1/2" x 1/2" BLACK - 48" x 96"	14 ga.	.650
13PA8324	1/2" x 1/2" YELLOW - 48" x 96"	14 ga.	.650
13PA8326	2" x 2" BLACK - 48" x 96"	12 ga.	1.30

Plastic Panels

Polycarbonate Panels

PART NO.	DESCRIPTION	LBS/SQ. FT.
13PA8309	1/4" CLEAR - 48" x 96"	1.50
13PA8310	3/16" CLEAR - 48" x 96"	1.15
13PA8311	1/4" BRONZE - 48" x 96"	1.50
13PA8312	3/16" BRONZE - 48" x 96"	1.15



ABS Panels

PART NO.	DESCRIPTION	LBS/SQ. FT.
13PA8313	1/4" BLACK - 96" x 48"	1.70
13PA8314	3/16" BLACK - 96" x 48"	1.00

3mm Expanded PVC Panels* (non-stock)

PART NO.	DESCRIPTION	LBS/SQ. FT.
13PA8344	3mm BLACK - 48" x 96"	1.50
13PA8345	3mm GRAY - 48" x 96"	1.15
13PA8346	3mm YELLOW - 48" x 96"	1.50
13PA8347	3mm WHITE - 48" x 96"	1.15

6mm Expanded PVC Panels* (non-stock)

PART NO.	DESCRIPTION	LBS/SQ. FT.
13PA8340	6mm BLACK - 48" x 96"	1.45
13PA8341	6mm GRAY - 48" x 96"	.84
13PA8342	6mm YELLOW - 48" x 96"	1.45
13PA8343	6mm WHITE - 48" x 96"	.84
13CP0082	6mm BLUE - 48" x 96"	



Specialty Panels

PART NO.	DESCRIPTION	LBS/SQ. FT.
13PA8380	3/4" WHITE - 48" x 96"	
13PA8386	3/4" OAK - 48" x 96"	

13 SERIES ACCESSORIES

Panel Size Selection

Use the following information to select the correct size panel for use inside the t-slot.

- **10 Series frames:** Add .500" to the length and width of inside frame dimensions
- **15 Series frames:** Add .750" to the length and width of inside frame dimensions
- **15EX1515UL/15QE1515UL frames:** Add .875" to the length and width of inside frame dimensions



Panel Area Calculation Chart

To select a properly sized panel, round both the length and width of the panel up to the next 6" increment and use the following chart to calculate the square footage.

	6"	12"	18"	24"	30"	36"	42"	48"	54"	60"
6"	.25	.50	.75	1.00	1.25	1.50	1.75	2.00	2.25	2.50
12"	.50	1.00	1.50	2.00	2.50	3.00	3.50	4.00	4.50	5.00
18"	.75	1.50	2.25	3.00	3.75	4.50	5.25	6.00	6.75	7.50
24"	1.00	2.00	3.00	4.00	5.00	6.00	7.00	8.00	9.00	10.00
30"	1.25	2.50	3.75	5.00	6.25	7.50	8.75	10.00	11.25	12.50
36"	1.50	3.00	4.50	6.00	7.50	9.00	10.50	12.00	13.50	15.00
42"	1.75	3.50	5.25	7.00	8.75	10.50	12.25	14.00	15.75	17.50
48"	2.00	4.00	6.00	8.00	10.00	12.00	14.00	16.00	18.00	20.00
54"	2.25	4.50	6.75	9.00	11.25	13.50	15.75	18.00	20.25	22.50
60"	2.50	5.00	7.50	10.00	12.50	15.00	17.50	20.00	22.50	25.00
66"	2.75	5.50	8.25	11.00	13.00	16.50	19.25	22.00	24.75	27.50
72"	3.00	6.00	9.00	12.00	15.00	18.00	21.00	24.00	27.00	30.00
78"	3.25	6.50	9.75	13.00	16.25	19.50	22.75	26.00	29.25	32.50
84"	3.50	7.00	10.50	14.00	17.50	21.00	24.50	28.00	31.50	35.00
90"	3.75	7.50	11.25	15.00	18.75	22.50	26.25	30.00	33.75	37.00
96"	4.00	8.00	12.00	16.00	20.00	24.00	28.00	32.00	36.00	40.00
102"	4.25	8.50	12.75	17.00	21.25	25.50	29.75	34.00	38.25	42.00
108"	4.50	9.00	13.50	18.00	22.50	27.00	31.50	36.00	40.50	45.00

Universal Panel & Wire Machining Services

- Contact Faztek to request a standard panel template
- Please submit a drawing with any panel machining
- Custom machined panels are available

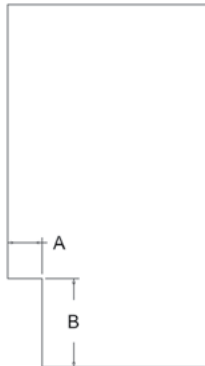


PART NO.	DESCRIPTION
13MA9080	CUTTING PLASTIC / WIRE ALL SIDES LESS THAN 48"
13MA9081	CUTTING PLASTIC / WIRE ANY SIDE GREATER THAN 48"
10/15MA9083	ANCHOR FASTENER NOTCH FOR PANEL / WIRE (CHOOSE SERIES)
10/15MA9084	END FASTENER NOTCH FOR PANEL / WIRE (CHOOSE SERIES)
10/15MA9085	EXTRUSION CLEARANCE NOTCH FOR PANEL / WIRE (CHOOSE SERIES)
13MA9088	DRILL THRU ON PLASTIC PANEL (UP TO .50 DIA HOLES)
13MA9089	90° CUTOUTS FOR PANEL / WIRE
13MA9090	DRILL / TAP THRU PLASTIC PANEL (UP TO 7/16-14 TAP THRU)
13MA9091	DRILL / C-SINK FOR PLASTIC PANEL (UP TO 5/16 C-SINK)
13MA9092	DRILL THRU ON PLASTIC PANEL (.501 DIA TO 5.00 DIA HOLES)
13MA9094	EXTRUSION PROFILE NOTCH FOR PANEL / WIRE
15MA9097	EXTRUSION CLEARANCE NOTCH FOR PANEL / WIRE (UL MATERIAL)

Universal Panel & Wire Machining Services

Notch for Anchor Fastener

SERIES	A	B
15 SERIES	.63	1.63
10 SERIES	.56	1.00



Notch for End Fastener

SERIES	A	B
15 SERIES	.63	.63
10 SERIES	.56	.56



Notch for Extrusion Clearance

SERIES	A	B
15 SERIES	.63	.63
10 SERIES	.56	.56



Notch for Tri-Corner

SERIES	A	B
15 SERIES	.50	.50
10 SERIES	.34	.34



Notch for Extrusion Profile

SERIES	A	B
15 SERIES	Ext + .56	Ext + .56
10 SERIES	Ext + .56	Ext + .56



13 SERIES ACCESSORIES

Panel Machining for hinges, handles, panel retainers and panel mount blocks

PART NO.	DESCRIPTION	SPACING	FROM EDGE	HOLE DIA.
10AC7810	1" PANEL RETAINER	N/A	.86	.312
10AC7814	2" PANEL RETAINER	1.00	.86	.312
10HI8215	PLASTIC ADJUSTABLE HINGE	1.25	.44	.312
13AC7300	SMALL PLASTIC HANDLE	3.68	1.50	.312
13AC7301	MEDIUM PLASTIC HANDLE	4.60	1.50	.375
13AC7302	LARGE PLASTIC HANDLE	7.05	1.50	.375
13AC7305	STEEL DOOR HANDLE	3.00	1.00	.203
15AC7110	1.5" PANEL RETAINER	N/A	1.28	.375
15AC7110	1.5" PANEL RETAINER (USING 'UL' PROFILE)	N/A	1.34	.375
15AC7113	1.5" PANEL RETAINER	1.50	1.28	.375
15AC7113	1.5" PANEL RETAINER (USING 'UL' PROFILE)	1.50	1.34	.375
15HI8515	PLASTIC ADJUSTABLE HINGE	1.87	.69	.375



When using door track, subtract .500" from inside dimensions



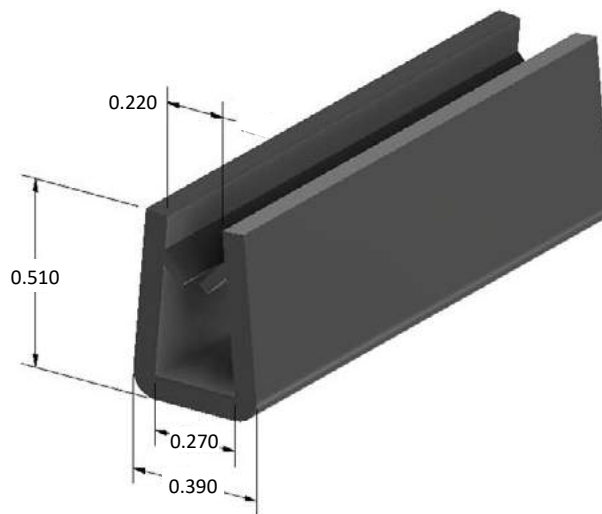

When using panel mount blocks, subtract .060" from each side of the panel



When using panel stiffener, subtract 1.00" from panel height to determine length of panel stiffener

13AC7702

WIRE SAFETY EDGING MATERIAL


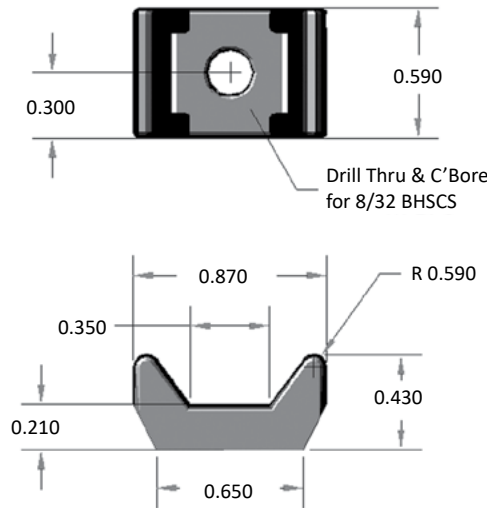


SOLD BY THE FOOT

- Easy to install
- Prevents injuries
- Flexible & durable
- Black PVC shell w/ metal core


13AC7309

UNIVERSAL CABLE TIE BLOCK



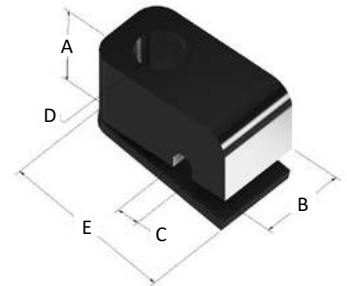
- Hardware included
- Fiberglass reinforced black nylon
- No holes to drill
- Easy to install

Tube Clamps: Single and Double Slot* (non-stock)




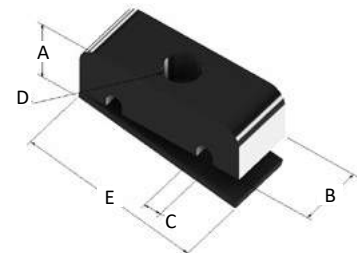
Single Slot Tubing Clamps

PART NO.	SIZE	A	B	C	D	E	F	G	H	J	K	L
13AC7500	1/8"	.88	N/A	.61	.12	.13	.47	.25	.25	N/A	.41	.27
13AC7501	1/4"	.88	N/A	.61	.24	.25	.47	.25	.24	N/A	.41	.27
13AC7502	3/8"	1.06	N/A	.73	.36	.38	.63	.25	.27	N/A	.59	.34
13AC7503	1/2"	1.34	N/A	.88	.59	.50	.78	.25	.25	N/A	.97	.47
13AC7504	3/4"	1.66	N/A	1.04	.75	.75	.78	.25	.25	N/A	1.19	.62
13AC7505	1"	1.66	N/A	1.01	.95	1.00	.78	.25	.25	N/A	1.19	.65



Double Slot Tubing Clamps

PART NO.	SIZE	A	B	C	D	E	F	G	H	J	K	L
13AC7506	1/8"	N/A	1.22	N/A	.12	.13	.47	.25	.25	.61	.41	.27
13AC7507	1/4"	N/A	1.22	N/A	.24	.25	.47	.25	.24	.61	.41	.27
13AC7508	3/8"	N/A	1.66	N/A	.36	.38	.63	.25	.27	.83	.59	.34
13AC7509	1/2"	N/A	2.09	N/A	.59	.50	.78	.25	.25	1.09	.97	.47
13AC7510	3/4"	N/A	2.75	N/A	.75	.75	.78	.25	.25	1.38	1.19	.62
13AC7511	1"	N/A	2.75	N/A	.95	1.00	.78	.25	.25	1.38	1.19	.65



RECOMMENDED HARDWARE

EXTRUSION SERIES	13AC7500 13AC7506	13AC7501 13AC7507	13AC7502 13AC7508	13AC7503 13AC7509	13AC7504 13AC7510	13AC7505 13AC7511
10	13FA3305	13FA3305	13FA3311	13FA3334	13FA3360	13FA3362
15	13FA3305	13FA3311	13FA3306	13FA3334	13FA3360	13FA3362


10 Series: Recommend (1) 10FA3121 with each bolt and tube clamp

15 Series: Recommend (1) 15FA3506 with each bolt and tube clamp

13 SERIES ACCESSORIES

13AC8700* (non-stock)

SOUND ABSORBING MATERIAL




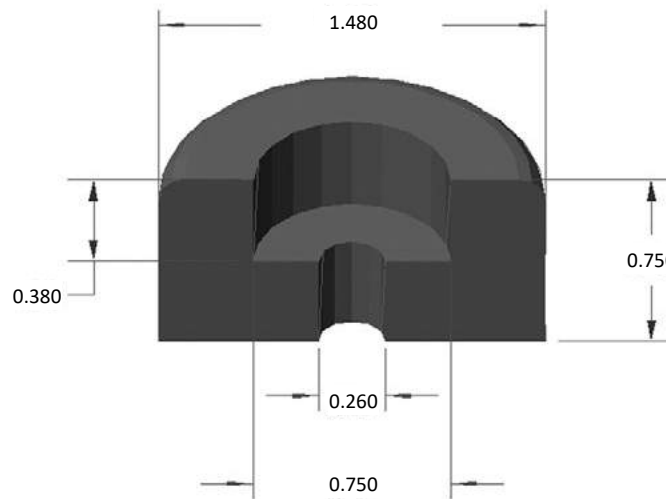
Sound enclosure application

SOLD BY THE FOOT AT A STOCK WIDTH = 54.0"

- 1" thick flat foam material
- Self-adhesive backing
- Ideal for sound enclosures

13AC7268

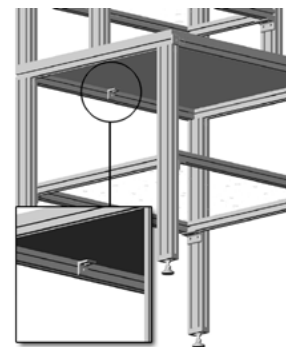
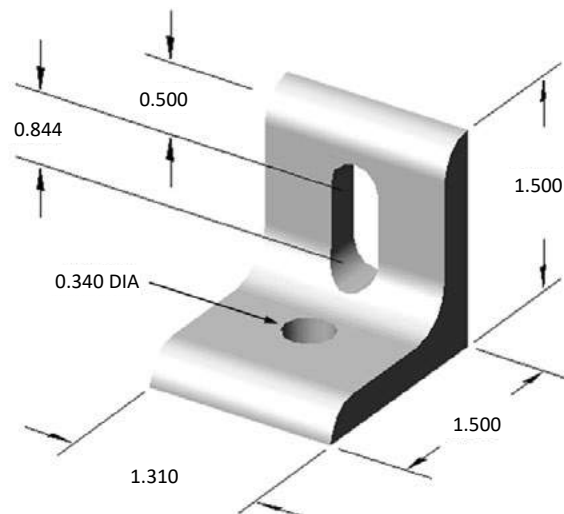
RUBBER STOP



- 1/4-20 Hardware included
- Bolts to extrusion
- Black rubber material
- Used for shock mounts
- Vibration damper

13AC7816


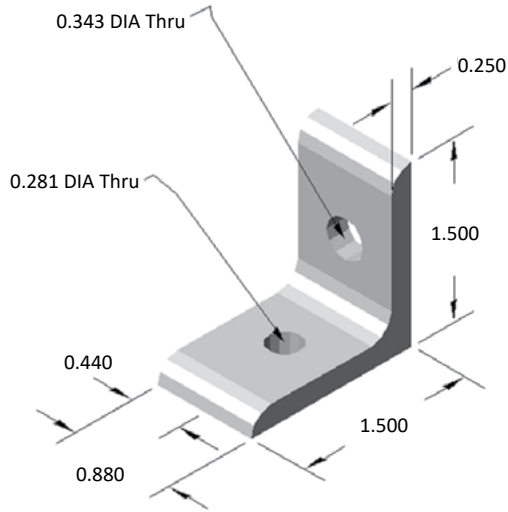
TABLE TOP MOUNTING BRACKET



- 15s Hardware included
- Hex head wood screw for top

13CB5000* (non-stock)

2 HOLE TRANSITION INSIDE CORNER BRACKET


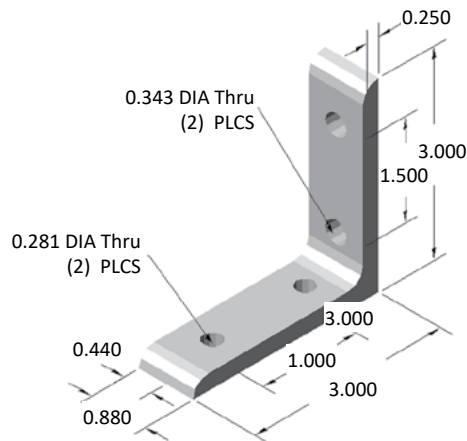


RECOMMENDED HARDWARE

QTY	DESCRIPTION	PART NO.
1	5/16-18 x 5/8 FBHSCS	13FA3331
1	5/16-18 ECONOMY T-NUT	15FA3501
1	1/4-20 x 1/2 FBHSCS	13FA3309
1	1/4-20 x ECONOMY T-NUT	10FA3121

13CB5001* (non-stock)

4 HOLE TRANSITION INSIDE CORNER BRACKET


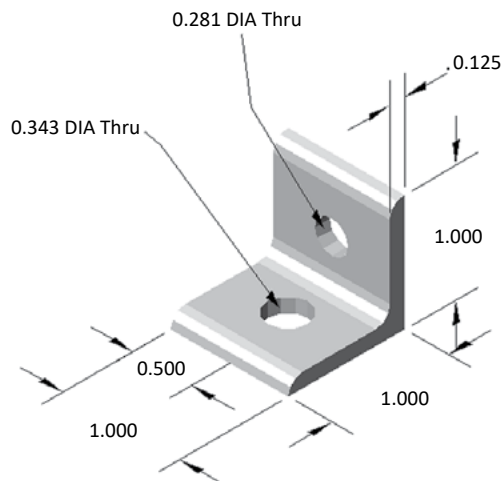


RECOMMENDED HARDWARE

QTY	DESCRIPTION	PART NO.
2	5/16-18 x 5/8 FBHSCS	13FA3331
2	5/16-18 ECONOMY T-NUT	15FA3501
2	1/4-20 x 1/2 FBHSCS	13FA3309
2	1/4-20 x ECONOMY T-NUT	10FA3121

13CB5002

2 HOLE TRANSITION INSIDE CORNER BRACKET



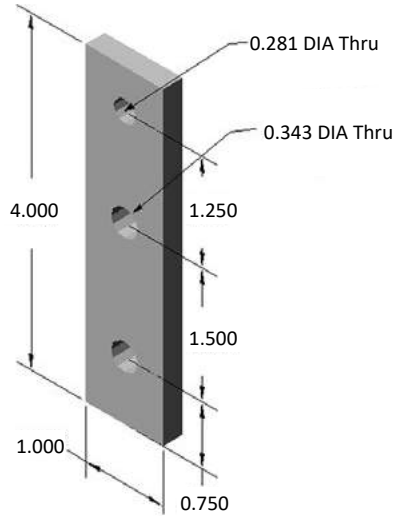
RECOMMENDED HARDWARE

QTY	DESCRIPTION	PART NO.
1	5/16-18 x 1/2 FBHSCS	13FA3330
1	5/16-18 ECONOMY T-NUT	15FA3501
1	1/4-20 x 3/8 FBHSCS	13FA3308
1	1/4-20 x ECONOMY T-NUT	10FA3121

13 SERIES ACCESSORIES

13JP6000* (non-stock)

3 HOLE TRANSITION JOINING STRIP

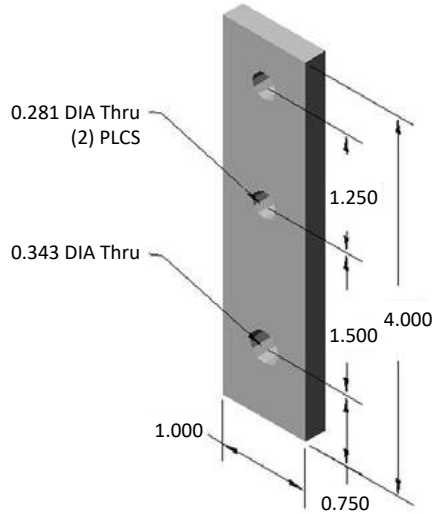


RECOMMENDED HARDWARE

QTY	DESCRIPTION	PART NO.
2	5/16-18 x 5/8 FBHSCS	13FA3331
2	5/16-18 ECONOMY T-NUT	15FA3501
1	1/4-20 x 1/2 FBHSCS	13FA3309
1	1/4-20 x ECONOMY T-NUT	10FA3121

13JP6001* (non-stock)

3 HOLE TRANSITION JOINING STRIP

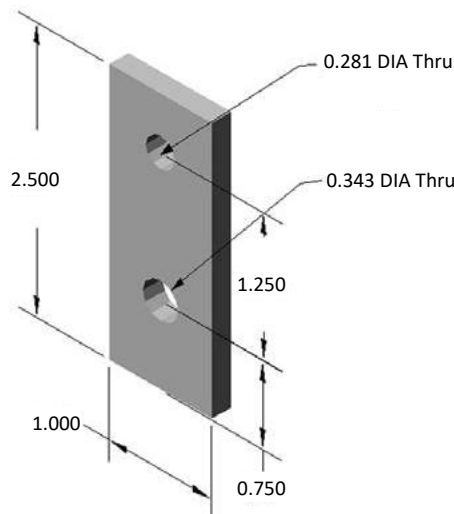


RECOMMENDED HARDWARE

QTY	DESCRIPTION	PART NO.
1	5/16-18 x 5/8 FBHSCS	13FA3331
1	5/16-18 ECONOMY T-NUT	15FA3501
2	1/4-20 x 1/2 FBHSCS	13FA3309
2	1/4-20 x ECONOMY T-NUT	10FA3121

13JP6002

2 HOLE TRANSITION JOINING STRIP


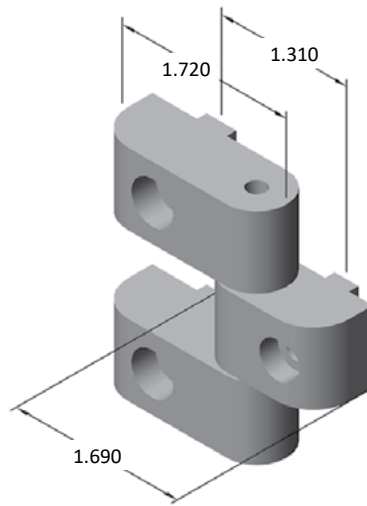


RECOMMENDED HARDWARE

QTY	DESCRIPTION	PART NO.
1	5/16-18 x 5/8 FBHSCS	13FA3331
1	5/16-18 ECONOMY T-NUT	15FA3501
1	1/4-20 x 1/2 FBHSCS	13FA3309
1	1/4-20 x ECONOMY T-NUT	10FA3121

13HI8104

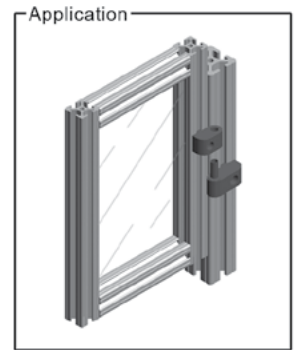
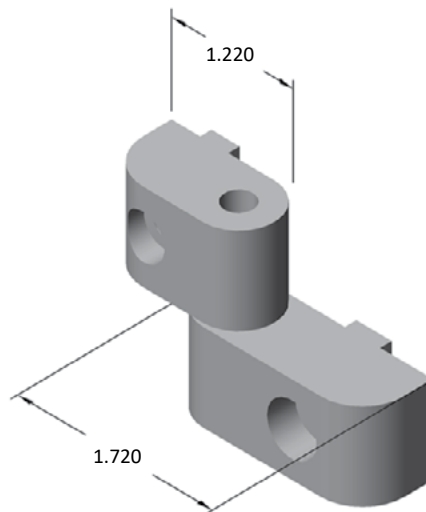
HEAVY DUTY TRANSITION HINGE - PLASTIC



- Connects 10 Series doors to 15 Series frames
- Hardware included for mounting
- High strength black nylon construction
- Self-lubricating bushings

13HI8100


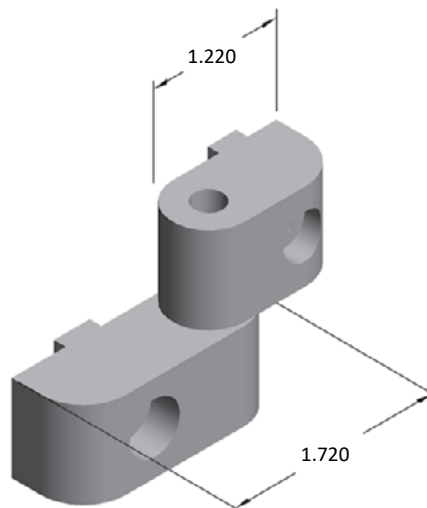
RIGHT LIFT-OFF TRANSITION HINGE - PLASTIC



- Connects 10 Series doors to 15 Series frames
- Hardware included for mounting
- High strength black nylon construction
- Self-lubricating bushings

13HI8101

LEFT LIFT-OFF TRANSITION HINGE - PLASTIC


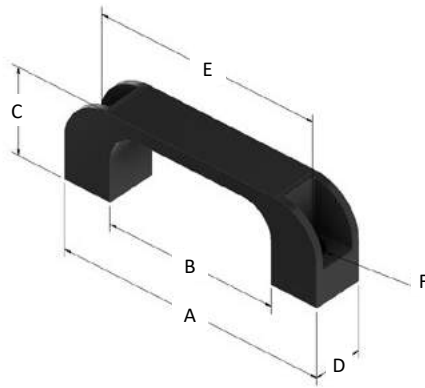


- Connects 10 Series doors to 15 Series frames
- Hardware included for mounting
- High strength black nylon construction
- Self-lubricating bushings

Door Handles



- Black glass-fiber reinforced technopolymer
- Bolts directly to t-slot frame or panels
- Chemical resistant
- Lightweight



Mounting Hardware Included


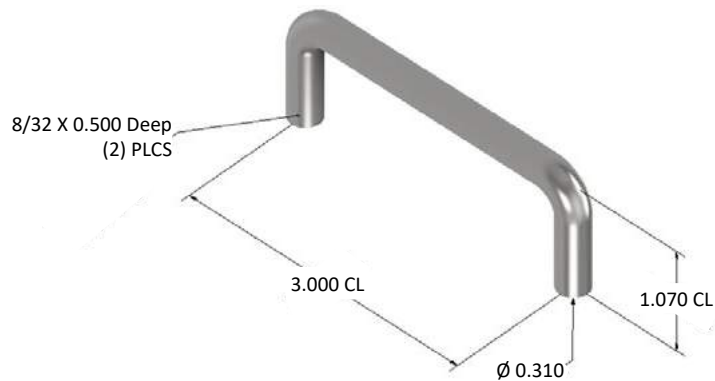
Plastic Door Handles

PART NO.	DESCRIPTION	A	B	C	D	E	F (HARDWARE)
13AC7300*	SMALL DOOR HANDLE	4.41	2.95	1.41	0.83	3.68	1/4" SHCS
13AC7301**	MEDIUM DOOR HANDLE	5.47	3.79	1.61	1.02	4.61	5/16" SHCS
13AC7302**	LARGE DOOR HANDLE	8.03	6.25	1.97	1.10	7.05	5/16" SHCS

*10 Series only **15 Series only

13AC7305* (non-stock)


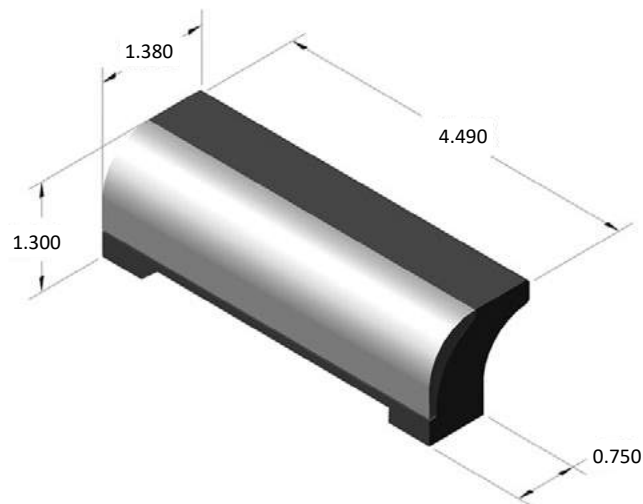
STEEL DOOR HANDLE



- Hardware included
- For use with plastic panels
- Economical
- Lightweight

13AC7327* (non-stock)

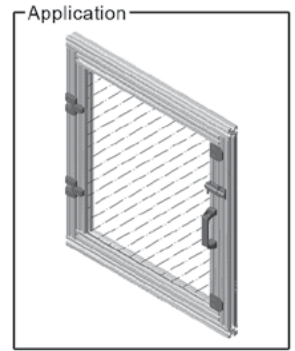
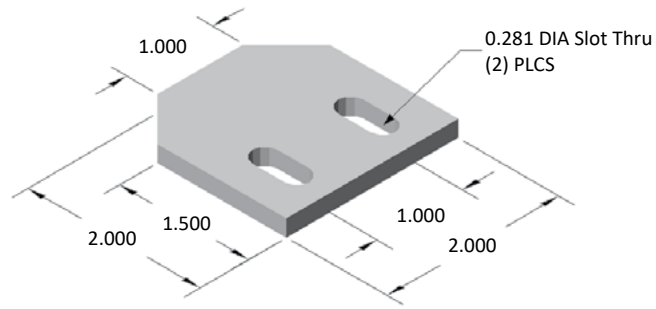
GUARD SAFETY DOOR HANDLE



- Drilled and countersunk for 1/4" FHSCS
- Safety yellow cap snaps over screws
- Clean, flush appearance

13AC7800

DOOR CATCH PLATE



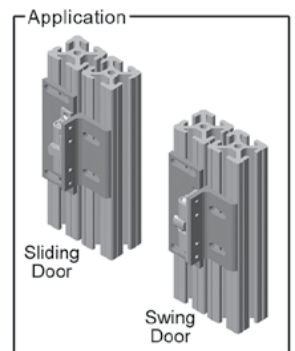
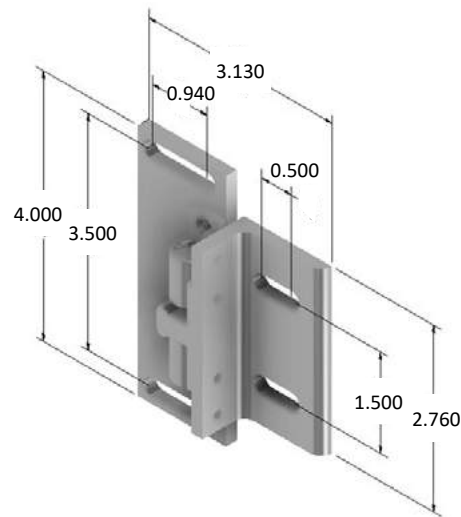
- Keeps door flush with frame

RECOMMENDED HARDWARE - 10 SERIES

QTY	DESCRIPTION	PART NO.
2	1/4-20 x 1/2 FBHSCS	13FA3309
2	1/4-20 x ECONOMY T-NUT	10FA3121

13AC7364

TENSION BALL LATCH KIT



13AC7607* (non-stock)


#6 SPANNER BIT W/ 1/4" HEX



Used to fasten the #6-3/8 spanner pan head screws supplied with magnetic latches and ball latches.

13AC7609* (non-stock)

SCHMERSAL INTERLOCK LOCKOUT TAG



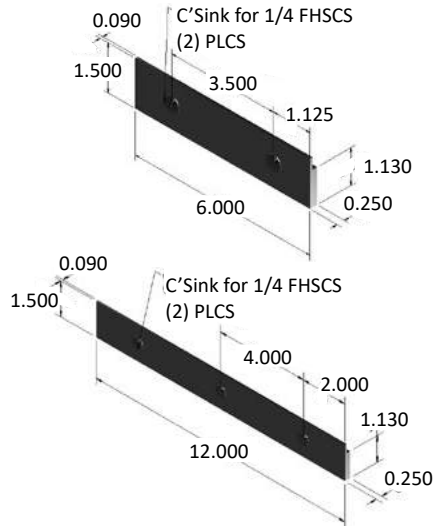

13 SERIES ACCESSORIES

13AC2101

6" AKROBIN CONTAINER HANGER

13AC2102

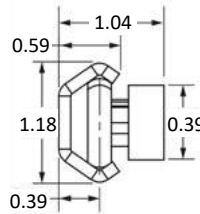
12" AKROBIN CONTAINER HANGER



• Hardware included

13CP0401

C-RAIL ROLLER GUIDE



RECOMMENDED HARDWARE - 15 SERIES

QTY	DESCRIPTION	PART NO.
2*	15 S. Combo for C Rail	15CP0385

* per foot

RECOMMENDED HARDWARE - 10 SERIES

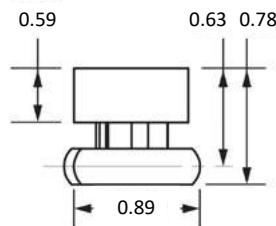
QTY	DESCRIPTION	PART NO.
2*	10 S. Combo for C Rail	10CP0127

* per foot



13CP0400

IN-LINE ROLLER WHEEL BEARING



RECOMMENDED HARDWARE - 15 SERIES

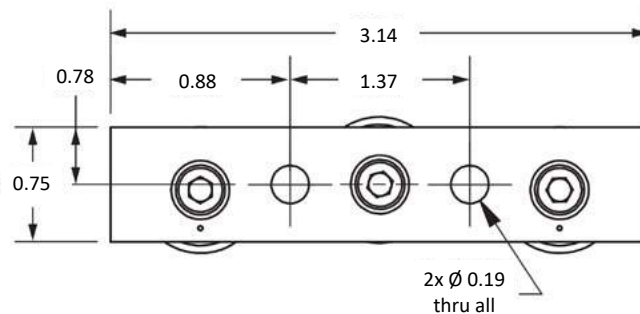
QTY	DESCRIPTION	PART NO.
2*	M6 x 14 BHCS	13MFA3624

* per bearing

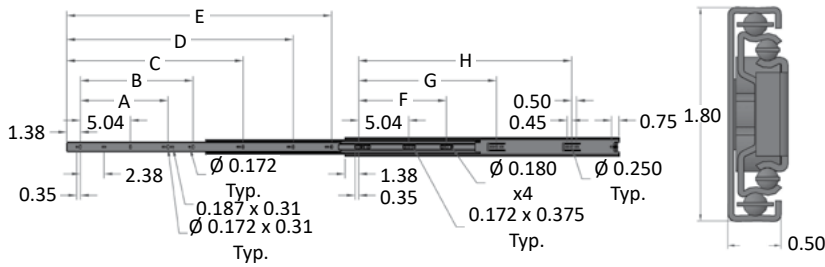
RECOMMENDED HARDWARE - 10 SERIES

QTY	DESCRIPTION	PART NO.
2*	M6 x 10 BHCS	13MFA3621

* per bearing



DRAWER SLIDER



15 SERIES RECOMMENDED HARDWARE

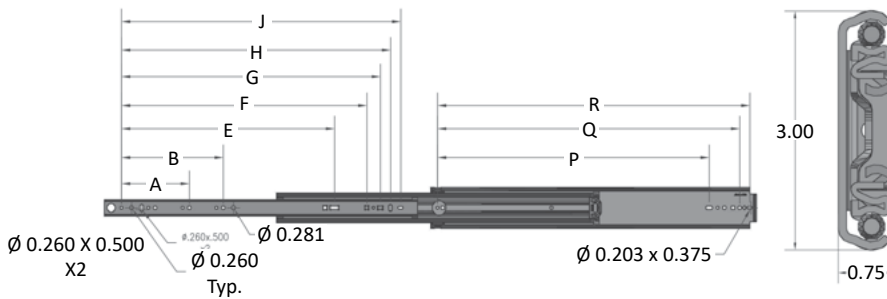
QTY	DESCRIPTION	PART NO.
20	8-32 x 1/2 BHSCS	13FA3115
20	8-32 ECONOMY T-NUT	10FA3100

10 SERIES RECOMMENDED HARDWARE

QTY	DESCRIPTION	PART NO.
20	8-32 x 1/2 BHSCS	13FA3116
20	8-32 ECONOMY T-NUT	10FA3100

PART NO.	DESCRIPTION	Slide Length	Slide Travel	Load Rating Lbs./pair	A	B	C	D	E	F	G	H
13DS1010	10" DRAWER SLIDE	9.84"	9.57"	50	-	-	-	-	7.56"	-	-	-
13DS1012	12" DRAWER SLIDE	11.81"	12"	60	-	-	-	-	9.53"	8.82"	-	-
13DS1014	14" DRAWER SLIDE	13.78"	14"	75	-	-	-	-	11.50"	8.82"	-	-
13DS1016	16" DRAWER SLIDE	15.75"	16"	100	-	-	-	-	13.47"	8.82"	12.60"	-
13DS1018	18" DRAWER SLIDE	17.72"	18"	100	-	-	12.60"	-	15.43"	8.82"	13.86"	-
13DS1020	20" DRAWER SLIDE	19.69"	20"	100	-	-	12.60"	-	17.40"	8.82"	16.38"	-
13DS1022	22" DRAWER SLIDE	21.65"	22"	100	-	-	12.60"	16.38"	19.37	8.82"	13.86"	17.64"
13DS1024	24" DRAWER SLIDE	23.62"	24"	85	8.82"	-	16.38"	-	21.34"	8.82"	13.86"	18.90"
13DS1026	26" DRAWER SLIDE	25.59"	26"	70	8.82"	-	16.38"	21.42"	23.21"	8.82"	13.86"	21.42"
13DS1028	28" DRAWER SLIDE	27.56"	28"	60	8.82"	11.34"	16.38"	21.42"	25.28"	8.82"	13.86"	21.42"

DOOR SLIDE



15 SERIES RECOMMENDED HARDWARE

QTY	DESCRIPTION	PART NO.
20	1/4-20 x 1/2 FBHSCS	13FA3309
20	1/4-20 ECONOMY T-NUT	10FA3121

10 SERIES RECOMMENDED HARDWARE

QTY	DESCRIPTION	PART NO.
20	1/4-20 x 1/2 FBHSCS	13FA3308
20	1/4-20 ECONOMY T-NUT	10FA3121

PART NO.	DESCRIPTION	Slide Length	Slide Travel	A	B	E	F	G	H	J	P	Q	R
75DS7514	14" DOOR SLIDE	14.00"	14.00"	-	-	-	8.06"	9.06"	9.81"	10.56"	10.00"	12.25"	13.00"
75DS7516	16" DOOR SLIDE	16.00"	16.00"	5.00"	-	-	10.06"	11.06"	11.81"	12.56"	12.00"	12.25"	15.00"
75DS7518	18" DOOR SLIDE	18.00"	18.00"	5.00"	-	9.69"	12.06"	13.06"	13.81"	14.56"	14.00"	16.25"	17.00"
75DS7520	20" DOOR SLIDE	20"	20"	5.00"	7.50"	11.69"	14.06"	15.06"	15.81"	16.56"	16.00"	18.25"	19.00"
75DS7522	22" DOOR SLIDE	22"	22"	5.00"	7.50"	13.69"	16.06"	17.06"	17.81	18.56"	18.00"	20.25"	21.00"
75DS7524	24" DOOR SLIDE	24"	24"	5.00"	7.50"	15.69"	18.06"	19.06"	19.81"	20.56"	20.00"	22.25"	23.00"
75DS7526	26" DOOR SLIDE	26"	26"	5.00"	7.50"	17.69"	20.06"	21.06"	21.81"	22.56"	22.00"	24.25"	25.00"
75DS7528	28" DOOR SLIDE	28"	28"	5.00"	7.50"	19.69"	22.06"	23.06"	23.81"	24.56"	24.00"	26.25"	27.00"
75DS7530	30" DOOR SLIDE	30"	30"	5.00"	7.50"	21.69"	24.06"	25.06"	25.81"	26.56"	26.00"	28.25"	29.00"
75DS7532	32" DOOR SLIDE	32"	32"	5.00"	7.50"	23.69"	26.06"	27.06"	27.81"	28.56	28.00"	30.25"	31.00"
75DS7536	36" DOOR SLIDE	36"	36"	5.00"	7.50"	27.69"	30.06"	31.06"	31.81"	32.56"	32.00"	34.25"	35.00"
75DS7540	40" DOOR SLIDE	40"	40"	5.00"	7.50"	31.69"	34.06"	35.06"	35.81"	36.56"	36.00"	38.25"	39.00"
75DS7548	48" DOOR SLIDE	48"	48"	5.00"	7.50"	39.69"	42.06"	43.06"	43.81"	44.56"	44.00"	46.25"	47.00"

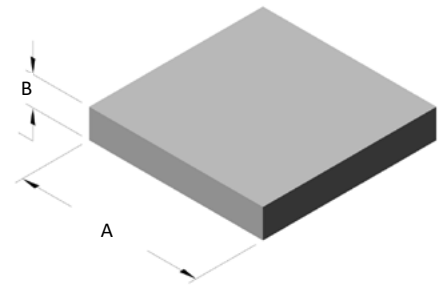
13 SERIES ACCESSORIES

Structural Shapes

Flat Stock

PART NO.	CUT CHARGE	LBS/IN.	A	B
10SS7013	13MA9070	.019	1.00	.19
10SS7018	13MA9070	.025	1.00	.25
10SS7011	13MA9070	.049	1.00	.50
15SS8035	13MA9070	.037	1.50	.25
10SS7016	13MA9070	.074	1.50	.50
15SS8012	13MA9070	.110	1.50	.75
10SS7014	13MA9070	.037	2.00	.19
10SS7008	13MA9070	.098	2.00	.50
10SS7012	13MA9070	.122	2.50	.50
10SS7015	13MA9071	.056	3.00	.19
15SS8008	13MA9071	.074	3.00	.25
15SS8011	13MA9071	.221	3.00	.75
10SS7007	13MA9071	.074	4.00	.19
15SS8048	13MA9071	.098	4.00	.25
10SS7017	13MA9071	.196	4.00	.50
15SS8020	13MA9071	.298	4.00	.75
15SS8009	13MA9071	.110	4.50	.25
15SS8010	13MA9071	.147	6.00	.25
15SS8018	13MA9071	.220	6.00	.38

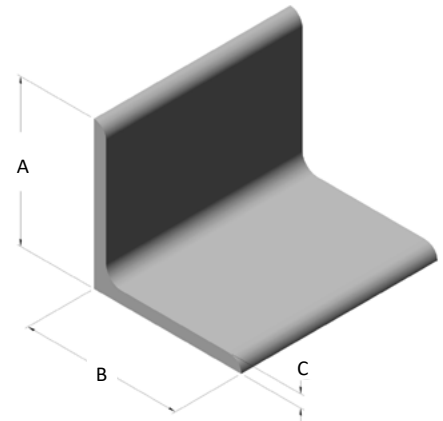
- 6061-T6 aluminum
- Material supplied with mill finish
- 145" stock length



Angle Stock

PART NO.	CUT CHARGE	LBS/IN.	A	B	C
10SS7022	13MA9070	.019	1.00	1.00	.13
10SS7009	13MA9070	.025	1.00	1.00	.19
*10SS7002	13MA9070	.049	2.00	1.00	.19
15SS8016	13MA9070	.037	1.50	1.50	.19
15SS8015	13MA9070	.074	1.50	1.50	.25
*15SS8000	13MA9070	.110	3.00	1.50	.25
*10SS7000	13MA9070	.037	2.00	2.00	.19
10SS7021	13MA9071	.098	3.00	3.00	.19
15SS8001	13MA9071	.122	3.00	3.00	.25

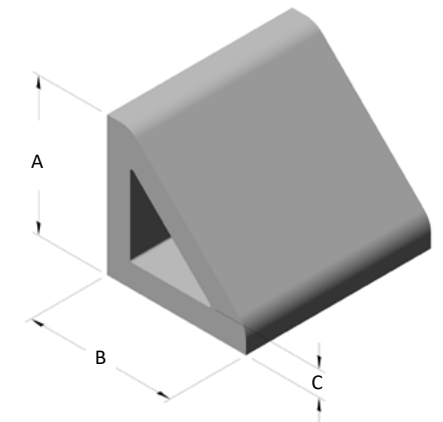
- 6063-T6 aluminum / 145" stock length
- 6061-T6 aluminum / 144" stock length
- Material supplied with mill finish



Gusset Angle Stock

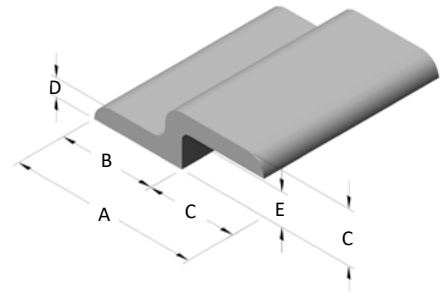
PART NO.	CUT CHARGE	LBS/IN.	A	B	C
10SS7003	13MA9070	.053	1.00	1.00	.53
15SS8002	13MA9070	.107	1.50	1.50	.25
10SS7001	13MA9070	.118	2.00	2.00	.19
15SS8003	13MA9071	.235	3.00	3.00	.25

- 6063-T6 aluminum
- Material supplied with mill finish
- 145" stock length



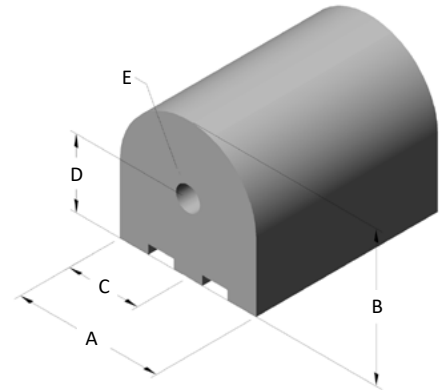
Retainer Angle Stock

PART NO.	CUT CHARGE	LBS/IN.	A	B	C	D	E	F
10SS7004	13MA9070	.042	1.94	1.0	.94	.19	.38	.56
15SS8004	13MA9070	.085	2.88	1.5	1.38	.25	.59	.84
<ul style="list-style-type: none"> • 6063-T6 aluminum • Material supplied with mill finish • 145" stock length 								



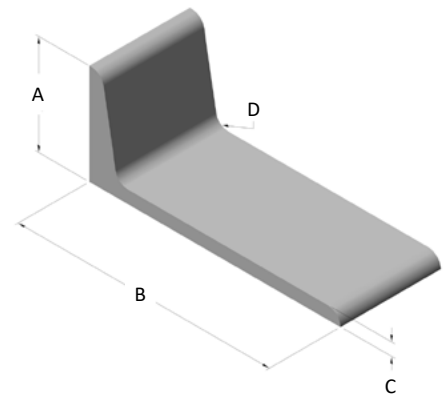
Pivot Nub Stock

PART NO.	CUT CHARGE	LBS/IN.	A	B	C	D	E
15SS8045	13MA9070	.205	1.50	1.60	.75	.75	.257 DIA
<ul style="list-style-type: none"> • 6063-T6 aluminum • Material supplied with mill finish • 145" stock length 							



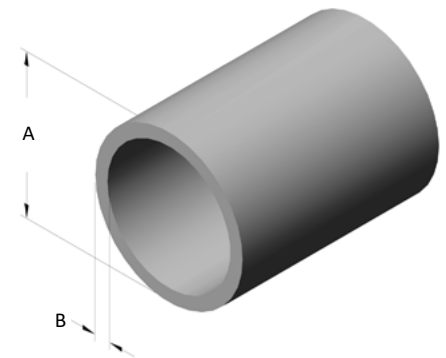
Floor Mount Stock

PART NO.	CUT CHARGE	LBS/IN.	A	B	C	D
15SS8005	13MA9071	.195	2.00	5.00	.25	10°
<ul style="list-style-type: none"> • 6063-T6 aluminum • Material supplied with mill finish • 145" stock length 						



Aluminum Tube

PART NO.	CUT CHARGE	LBS/IN.	A	B
13SS8001	13MA9070	.034	1.00	.13
15SS8019	13MA9070	.036	1.50	.13
<ul style="list-style-type: none"> • 6061-T6 aluminum • Material supplied with mill finish • 144" stock length 				

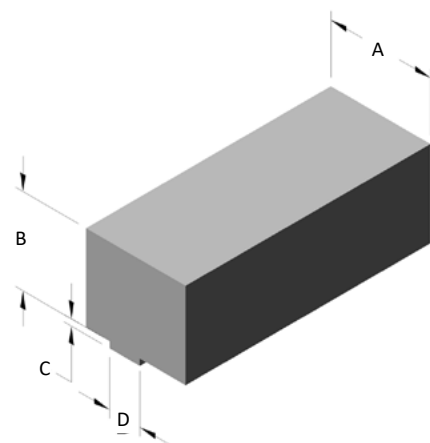


13 SERIES ACCESSORIES

Panel Mount Profile Stock

PART NO.	CUT CHARGE	LBS/IN.	A	B	C	D
10SS7023	13MA9070	.114	.81	.70	.05	.25
15SS8043	13MA9070	.058	1.25	.88	.12	.31

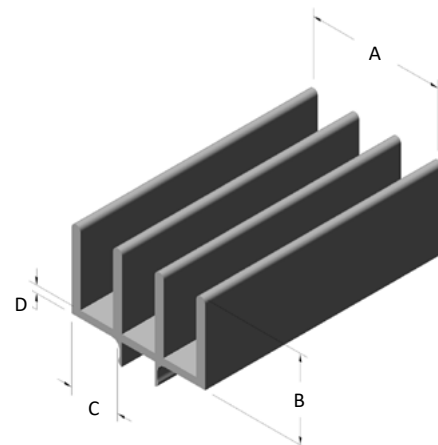
- 6061-T6 aluminum
- 145" stock length



Upper Door Track

PART NO.	CUT CHARGE	LBS/IN.	A	B	C	D
10AC7901	13MA9070	.017	.75	.69	.28	.06
15AC8780	13MA9070	.027	1.13	.65	.27	.06

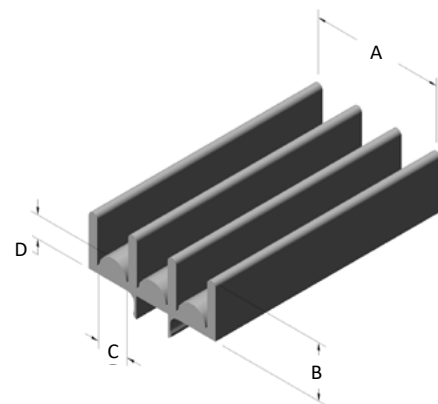
- 6061-T6 aluminum
- Material supplied with clear anodize finish
- 145" stock length



Lower Door Track

PART NO.	CUT CHARGE	LBS/IN.	A	B	C	D
10AC7902	13MA9070	.013	.75	.69	.28	.06
15AC8781	13MA9070	.027	1.13	.65	.27	.06

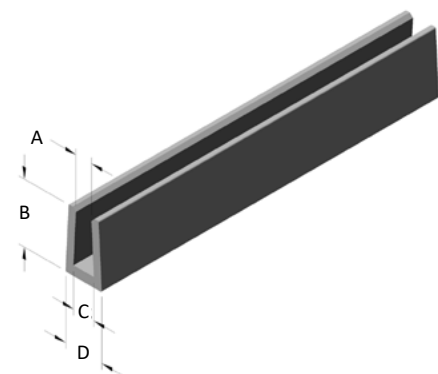
- 6061-T6 aluminum
- Material supplied with clear anodize finish
- 145" stock length
- Radii in track reduces friction between panel and aluminum



Panel Stiffener Stock (w/o Handle)

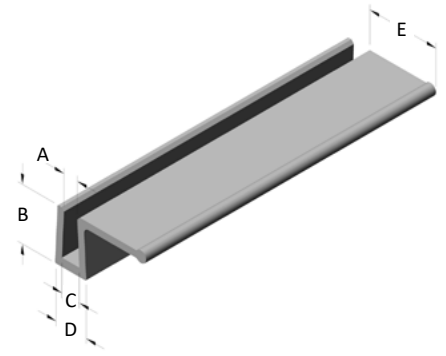
PART NO.	CUT CHARGE	LBS/IN.	A	B	C	D
13AC7720	13MA9070	.12	.18	.71	.24	.42

- 6063-T6 aluminum
- Material supplied with clear anodize finish
- 145" stock length



Panel Stiffener Stock (w/ Handle)

PART NO.	CUT CHARGE	LBS/IN.	A	B	C	D	E
13AC7722	13MA9070	.14	.18	.71	.24	.42	.95
<ul style="list-style-type: none"> • 6063-T6 aluminum • Material supplied with clear anodize finish • 145" stock length 							



13 SERIES ACCESSORIES

Assembly Tools

Ball End T-Handle Drivers

PART NO.	DESCRIPTION / SIZE
13TL1201	BALL END T-HANDLE DRIVER - 3/16"
13TL1202	BALL END T-HANDLE DRIVER - 1/4"
13TL1203	BALL END T-HANDLE DRIVER - 5/32"
13TL1206	BALL END T-HANDLE DRIVER - M4
13TL1207	BALL END T-HANDLE DRIVER - M5
13TL1208	BALL END T-HANDLE DRIVER - M6



T-Handle Driver* (non-stock)

PART NO.	DESCRIPTION / SIZE
13TL1210	T-HANDLE DRIVER - 5/32"



Ball End Hex Wrenches* (non-stock)

PART NO.	DESCRIPTION / SIZE
13TL1301	BALL END HEX WRENCH - 3/16"
13TL1302	BALL END HEX WRENCH - 1/4"
13TL1303	BALL END HEX WRENCH - 5/32"
13TL1306	BALL END HEX WRENCH - M4
13TL1307	BALL END HEX WRENCH - M5
13TL1308	BALL END HEX WRENCH - M6




Ball End Power Bits* (non-stock)

PART NO.	DESCRIPTION / SIZE
13TL1501	BALL END POWER BIT - 3/16"
13TL1502	BALL END POWER BIT - 1/4"
13TL1801	BALL END POWER BIT - M5
13TL1802	BALL END POWER BIT - M6



Ball End Sets* (non-stock)


PART NO.	DESCRIPTION / SIZE
13TL1401	BALL END FOLD OUT - STANDARD
13TL1402	BALL END FOLD OUT - METRIC



- Ball ends allow for angle entry up to 25°
- Corrosion resistant
- Protanium™ high torque steel
- T-Handles equipped with cushion grip

SECTION 10

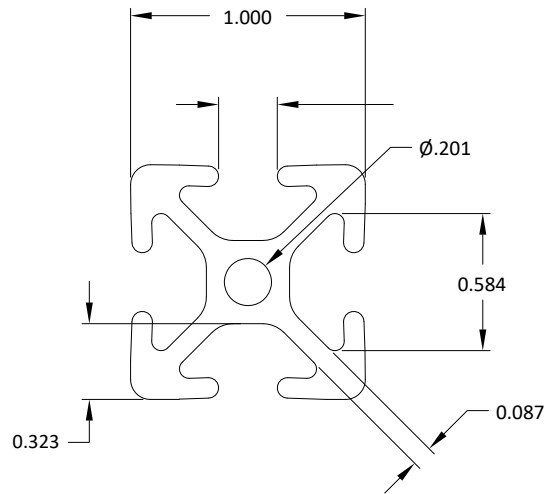

10 SERIES EXTRUSION



10QE1010

1.0" X 1.0" T-SLOTTED ALUMINUM EXTRUSION - SMOOTH

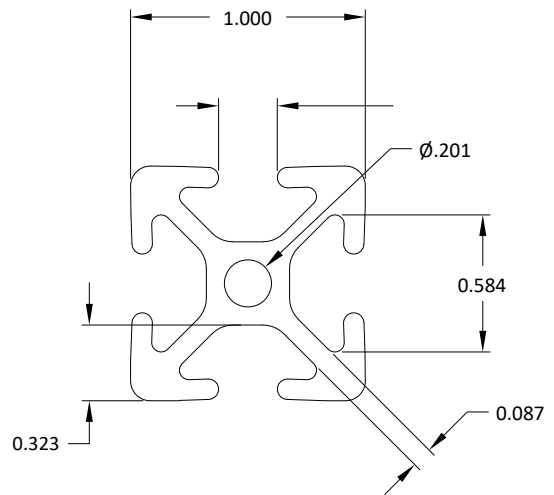

10QE1010 T-SLOTTED EXTRUSION	
MATERIAL	6063-T6
FINISH	CLEAR ANODIZE
WEIGHT PER FOOT	.524 LBS
STOCK LENGTHS	145" +/- .125
	194" +/- .125
MOMENT OF INERTIA	IX = .0452 ⁱⁿ⁴
	IY = .0452 ⁱⁿ⁴
ESTIMATED AREA	.437 SQ. IN.



10QE1010-BLK

1.0" X 1.0" T-SLOTTED ALUMINUM EXTRUSION - SMOOTH

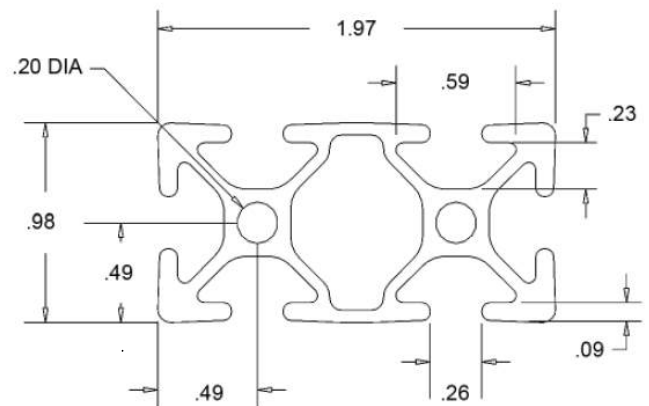
10QE1010 T-SLOTTED EXTRUSION	
MATERIAL	6063-T6
FINISH	BLACK ANODIZE
WEIGHT PER FOOT	.524 LBS
STOCK LENGTHS	145" +/- .125
MOMENT OF INERTIA	IX = .0452 ⁱⁿ⁴
	IY = .0452 ⁱⁿ⁴
ESTIMATED AREA	.437 SQ. IN.



10QE1020

1.0" X 2.0" T-SLOTTED ALUMINUM EXTRUSION - SMOOTH

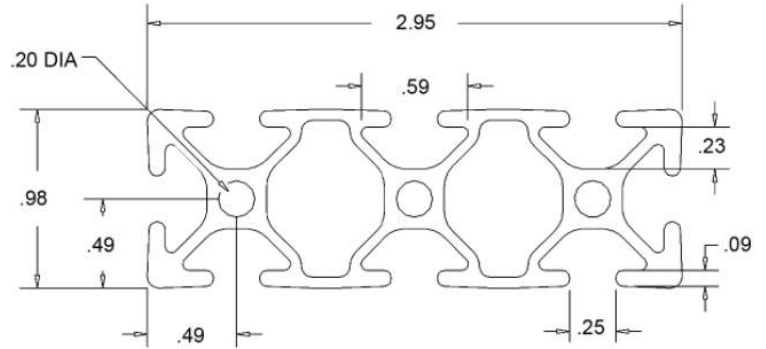
10QE1020 T-SLOTTED EXTRUSION	
MATERIAL	6063-T6
FINISH	CLEAR ANODIZE
SURFACE HARDNESS	250HV
WEIGHT PER FOOT	.960 LBS
STOCK LENGTHS	97" +/- .125
	145" +/- .125
MOMENT OF INERTIA	IX = .0834 ⁱⁿ⁴
	IY = .3137 ⁱⁿ⁴
ESTIMATED AREA	.795 SQ. IN.



10QE1030

1.0" X 3.0" T-SLOTTED ALUMINUM EXTRUSION - SMOOTH

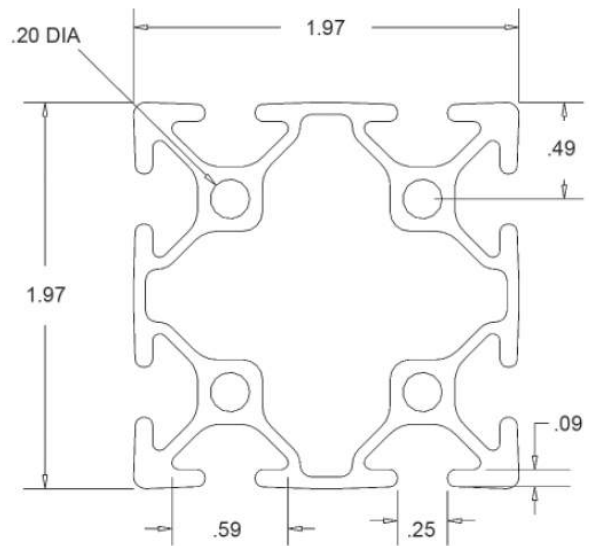

10QE1030 T-SLOTTED EXTRUSION	
MATERIAL	6063-T6
FINISH	CLEAR ANODIZE 204R1 / .0004dp
SURFACE HARDNESS	250HV
WEIGHT PER FOOT	1.380 LBS
STOCK LENGTHS	97" +/- .125
	145" +/- .125
MOMENT OF INERTIA	IX = .1202 ⁴
	IY = .9768 ⁴
ESTIMATED AREA	1.145 SQ. IN.



10QE2020


2.0" X 2.0" T-SLOTTED ALUMINUM EXTRUSION - SMOOTH

10QE2020 T-SLOTTED EXTRUSION	
MATERIAL	6063-T6
FINISH	CLEAR ANODIZE 204R1 / .0004dp
SURFACE HARDNESS	250HV
WEIGHT PER FOOT	1.488 LBS
STOCK LENGTHS	97" +/- .125
	145" +/- .125
MOMENT OF INERTIA	IX = .5552 ⁴
	IY = .5552 ⁴
ESTIMATED AREA	1.242 SQ. IN.



SECTION 11

10 SERIES MACHINING



Extrusion Cut-to-Length Service

Faztek can accurately cut your extrusions to the length you need. Ordering is simple - just specify the type, quantity and length of the extrusions you require.

Service No.	Description
10MA9000	CUT SERVICE FOR 1.0" X 1.0" EXTRUSIONS
10MA9001	CUT SERVICE FOR 1.0" X 2.0" EXTRUSIONS
10MA9003	CUT SERVICE FOR 1.0" X 3.0" EXTRUSIONS
10MA9002	CUT SERVICE FOR 2.0" X 2.0" EXTRUSIONS



Advantages:

- High-precision equipment
- Tolerance of +/- .015"
- Squareness = .002" per inch

Extrusion End Tap Service

Tapping the end of extrusions adds flexibility to your project. Attach casters, leveling feet, end fasteners, plates and much more quickly and easily with minimal hardware.

Service No.	Description
1/4-20 SIZE TAP SERVICES	
10MA9010	TAP FOR 1.0" X 1.0" EXTRUSIONS
10MA9051	TAP FOR 1.0" X 2.0" EXTRUSIONS
10MA9056	TAP FOR 1.0" X 3.0" EXTRUSIONS
10MA9052	TAP FOR 2.0" X 2.0" EXTRUSIONS
M6 X 1.00 SIZE TAP SERVICES	
10MA9053	TAP FOR 1.0" X 1.0" EXTRUSIONS
10MA9054	TAP FOR 1.0" X 2.0" EXTRUSIONS
10MA9058	TAP FOR 1.0" X 3.0" EXTRUSIONS
10MA9055	TAP FOR 2.0" X 2.0" EXTRUSIONS



Tap services are per end of extrusion


Anchor Fastener Counterbore Service

Anchor Fasteners provide a strong and adjustable connection method for aluminum extrusions. Butt fasteners are similar, using the same service but connect two extrusions together to extend the length.

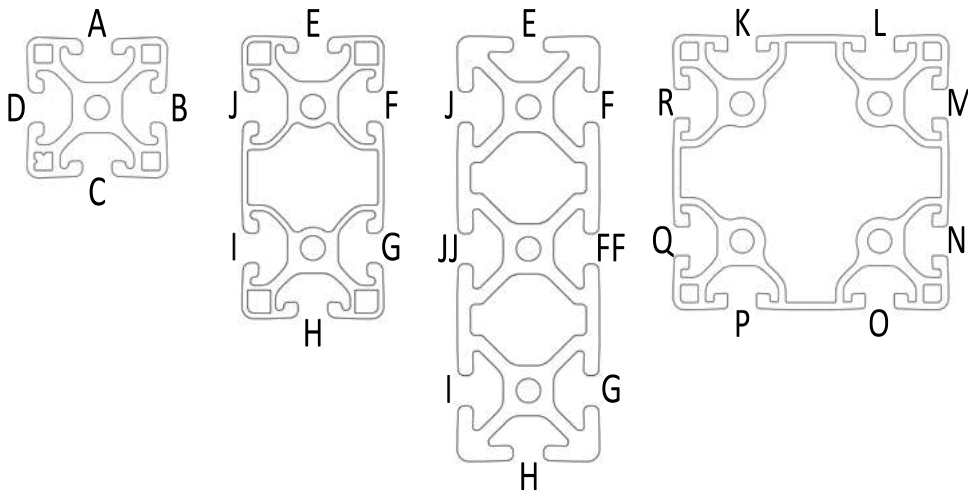
- Very strong connection method
- Tolerance on counterbores is +/- .015"
- Clean, flush appearance

Service No.	Description
10MA9035	ANCHOR FASTENER COUNTERBORE SERVICE

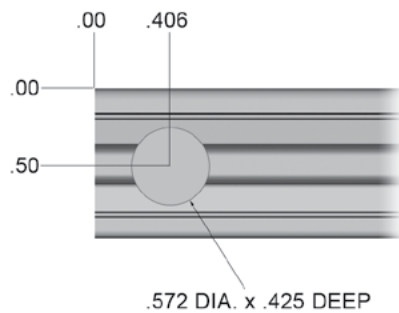
See page 158 for fastener information



Service Locations - Please specify when ordering



Counterbore Detail



For use with:



Anchor Fasteners

*Counterbore service is per location.

For example, a length of 10EX1010 extrusion with a 10MA9035 service @ location A in both ends will include two counterbores.


A length of 10EX2020 with a 10MA9035 service @ location KL in both ends will include four counterbores.

10 SERIES MACHINING

Access Hole Drilling Service

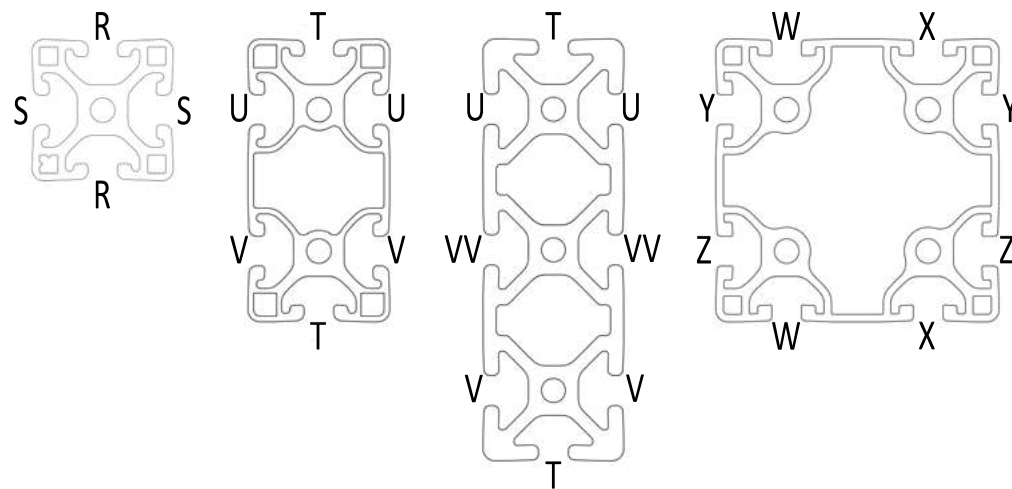
Access holes are required to allow a tool to enter through an extrusion when using end fasteners. This method of connecting extrusions offers a clean, hidden look.

- Quick, accurate alignment
- Tolerance on holes is +/- .030"
- Clean, hidden appearance

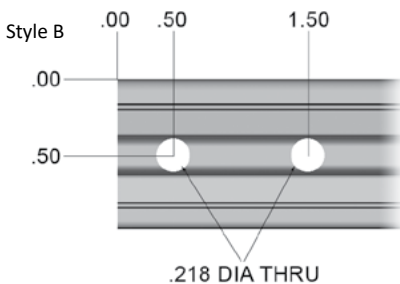
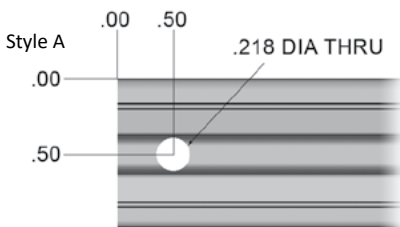


Service No.	Description
10MA9020	ACCESS HOLE SERVICE (.218 DIA) - STANDARD
10MA9021	ACCESS HOLE SERVICE (.06 - .217 DIA)
10MA9022	ACCESS HOLE SERVICE (.219 - .375 DIA)


Service Locations - Please specify when ordering



Access Hole Detail



For use with:



End Fasteners

*Access hole service is per location.

Style A example: A length of 10EX1010 extrusion with a 10MA9020 service in location R @ 'Style A' in both ends will include two access holes.

Open example: A length of 10EX1020 with a 10MA9020 service in location U @ .75, 5.00, and V @ 1.75, 9.50 in both ends will include eight access holes.

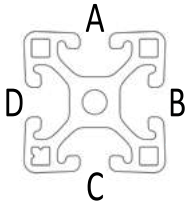
Door Latch Machining Services

Faztek offers several different types of door latch handles for use with T-Slotted extrusions. Not all handles use the same machining service, so please check compatibility before ordering.

Service No.	Description
10MA9072	STANDARD DOOR HANDLE MACHINING SERVICE



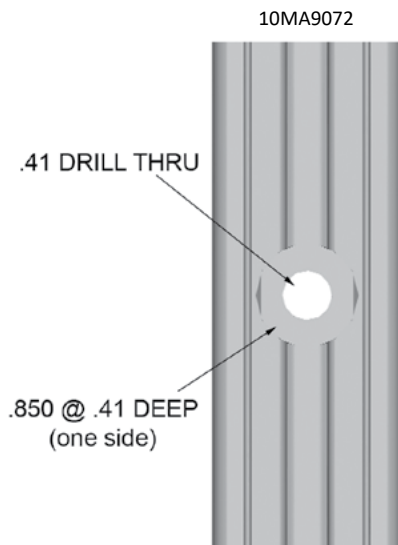
Service Locations - Please specify when ordering



Part Compatibility

Part No.	10MA9072
10AC7950	•
10AC7953	•
10AC7955	•

Service Details



See page 197 for details on 10 Series door latches

Miter Cut Service

Miter cuts provide extra strength for heavy-duty applications, or as a reinforcement to other connection methods. All 10 Series extrusions can be cut from 30° to 90°.

- Service is per end
- When ordering extrusions with miter cuts, please submit a drawing for quick, accurate processing.

Service No.	Description
10MA9025	MITER CUT FOR 1.0" X 1.0" EXTRUSIONS
10MA9026	MITER CUT FOR 1.0" X 2.0" EXTRUSIONS
10MA9032	MITER CUT FOR 1.0" X 3.0" EXTRUSIONS
10MA9027	MITER CUT FOR 2.0" X 2.0" EXTRUSIONS

Miter Cut Service - **With Counterbores**

Extrusions with miter cuts and counterbores provide a complete method of connecting two extrusions. All 10 Series extrusions can be cut with counterbores from 40° to 50°.

- Service is per end
- Maximum length = 48.0"
- When ordering extrusions with miter cuts, please submit a drawing to ensure quick, accurate processing.

Service No.	Description
10MA9030	MITER CUT/C-BORE FOR 1.0" X 1.0" EXTRUSIONS
10MA9031	MITER CUT/C-BORE FOR 1.0" X 2.0" EXTRUSIONS
10MA9033	MITER CUT/C-BORE FOR 1.0" X 3.0" EXTRUSIONS



Panel & Wire Machining Services

Standard machining options are available for panels and wire mesh when used with 10 Series extrusions. Faztek can also provide custom machining services upon request. Please submit a drawing with any non-standard panel machining.


- Custom services available
- Precise machining via CNC router

Service No.	Description
13MA9080	PANEL / WIRE MESH CUT SERVICE (ALL SIDES LESS THAN 48.0")
13MA9081	PANEL / WIRE MESH CUT SERVICE (ANY SIDE GREATER THAN 48.0")
15MA9083	ANCHOR FASTENER NOTCH FOR PANEL / WIRE
15MA9084	END FASTENER NOTCH FOR PANEL / WIRE
15MA9085	EXTRUSION CLEARANCE NOTCH FOR PANEL / WIRE
13MA9088	DRILL THROUGH ON PLASTIC PANEL (UP TO .50 DIA HOLES)
13MA9089	90° CUTOUPS FOR PANEL / WIRE
13MA9090	DRILL / TAP THROUGH PLASTIC PANEL (UP TO 7/16-14)
13MA9091	DRILL / COUNTERSINK FOR PLASTIC PANEL (UP TO 5/16 COUNTERSINK)
13MA9092	DRILL THROUGH ON PLASTIC PANEL (.501 DIA TO 5.00 DIA HOLES)
13MA9094	EXTRUSION PROFILE NOTCH FOR PANEL / WIRE



SECTION 12

10 SERIES FASTENERS



T-Nut Overview

No matter what the size or scope of your project, T-Nuts will most likely be used for at least one function to complete the assembly. The following overview explains the features and benefits of each type of T-Nut.



Economy

- Cost-effective
- High Strength
- Inserted from end of extrusion



Drop-In

- High Strength
- Easy to add anywhere along the slot
- Flexible handle to assist assembly and to act as a friction point
- Extra thread engagement




Double Economy

- Cost-effective
- High Strength
- Fast assembly for brackets
- Can be rolled into slot



Drop-In w/ Alignment Ball

- High Strength
- Easy to add anywhere along the slot
- Spring-loaded ball creates snug fit and allows easy positioning



Standard

- Cost-effective
- High Strength
- Extra thread engagement



Drop-In w/ Set Screw

- High Strength
- Easy to add anywhere along the slot
- Tighten set screw for accurate positioning



Drop-In
(Rubber Nub)

Drop-In
(Alignment Ball)


Drop-In
(Set Screw)

Standard


Economy

10 Series T-Nuts


Economy T-Nuts

	Part No.	Description	Thread	Material	Tap Location	Width
	10FA3121	Economy T-Nut	1/4-20	Steel	Centered	.440
	10FA3122	Double Economy T-Nut	1/4-20	Steel	Centered	.440
	10FA3130	Triple Economy T-Nut	1/4-20	Steel	Centered	.440
	10FA3101	Economy T-Nut	10-32	Steel	Centered	.440
	10FA3100	Economy T-Nut	8-32	Steel	Centered	.440
	10MFA3201	Economy T-Nut	M6 x 1.00	Steel	Offset	.440

Standard T-Nuts


	Part No.	Description	Thread	Material	Tap Location	Width
	10FA3123	Standard T-Nut	1/4-20	Steel	Offset	.425
	10FA3102	Standard T-Nut	10-32	Steel	Offset	.425
	10MFA3202	Standard T-Nut	M6 x 1.00	Steel	Centered	.425
10MFA3925	Standard T-Nut	M5 x .8	Steel	Offset	.425	

Drop-In T-Nuts


	Part No.	Description	Thread	Material	Tap Location	Width
	10FA3124	Drop-In T-Nut	1/4-20	Steel	Offset	.390
	10FA3125	Drop-In T-Nut w/ Set Screw	1/4-20	Steel	Offset	.390
	10FA3128	Drop-In T-Nut w/ Alignment Ball	1/4-20	Steel	Offset	.390
	10FA3103	Drop-In T-Nut	10-32	Steel	Offset	.390
	10FA3104	Drop-In T-Nut w/ Set Screw	10-32	Steel	Offset	.390
	10FA3129	Drop-In T-Nut w/ Alignment Ball	10-32	Steel	Offset	.390
	10MFA3203	Drop-In T-Nut	M6 x 1.00	Steel	Offset	.390
	10MFA3125	Drop-In T-Nut w/ Alignment Ball	M6 x 1.00	Steel	Offset	.390

Fasteners: 1/4-20 Thread

Button Head Socket Cap Screws (BHSCS)


	Part No.	Description	Material	Tool
	13FA3300	1/4-20 x 1/2 BHSCS	Steel	5/32 Hex
	13FA3301	1/4-20 x 5/8 BHSCS	Steel	5/32 Hex
	13FA3302	1/4-20 x 3/4 BHSCS	Steel	5/32 Hex
13FA3336	1/4-20 x 1 BHSCS	Steel	5/32 Hex	

Flanged Button Head Socket Cap Screws (FBHSCS)


	Part No.	Description	Material	Tool
	13FA3308	1/4-20 x 3/8 FBHSCS	Steel	3/16 Hex
	13FA3309	1/4-20 x 1/2 FBHSCS	Steel	3/16 Hex
13FA3310	1/4-20 x 3/4 FBHSCS	Steel	3/16 Hex	

10 SERIES FASTENERS


Socket Head Cap Screws (SHCS)

	Part No.	Description	Material	Tool
	13FA3303	1/4-20 x 1/2 SHCS	Steel	3/16 Hex
	13FA3304	1/4-20 x 5/8 SHCS	Steel	3/16 Hex
	13FA3305	1/4-20 x 3/4 SHCS	Steel	3/16 Hex
	13FA3311	1/4-20 x 7/8 SHCS	Steel	3/16 Hex
	13FA3306	1/4-20 x 1 SHCS	Steel	3/16 Hex
	13FA3332	1/4-20 x 1.75 SHCS	Steel	3/16 Hex
	13FA3334	1/4-20 x 1.25 SHCS	Steel	3/16 Hex
	13FA3313	1/4-20 x 1.5 SHCS	Steel	3/16 Hex


Low Head Socket Cap Screws (LHSCS)

	Part No.	Description	Material	Tool
	13FA3362	1/4-20 x 1 LHSCS	Steel	1/8 Hex

Flat Head Socket Cap Screws (FHSCS)


	Part No.	Description	Material	Tool
	13FA3110	1/4-20 x 1/2 FHSCS	Steel	5/32 Hex
	13FA3111	1/4-20 x 5/8 FHSCS	Steel	5/32 Hex
	13FA3126	1/4-20 x 7/8 FHSCS	Steel	5/32 Hex
	13FA3127	1/4-20 x 1 FHSCS	Steel	5/32 Hex

Carriage Bolts


	Part No.	Description	Material	Tool
	13FA3709	1/4-20 x 3/4 Carriage Bolt	Steel	N/A

Fasteners: 10-32 Thread


Socket Head Cap Screws (SHCS)

	Part No.	Description	Material	Tool
	13FA3350	10-32 x 1/2 SHCS	Steel	5/32 Hex
	13FA3351	10-32 x 5/8 SHCS	Steel	5/32 Hex
	13FA3352	10-32 x 3/4 SHCS	Steel	5/32 Hex
	13FA3607	10-32 x 3/4 SHCS	Stainless	5/32 Hex

Button Head Socket Cap Screws (BHSCS)


	Part No.	Description	Material	Tool
	13FA3316	10-32 x 3/8 BHSCS	Steel	1/8 Hex
	13FA3128	10-32 x 1/2 BHSCS	Steel	1/8 Hex
	13FA3129	10-32 x 5/8 BHSCS	Steel	1/8 Hex

Flat Head Socket Cap Screws (FHSCS)

	Part No.	Description	Material	Tool
	13FA3117	10-32 x 1/2 FHSCS	Steel	1/8 Hex


Shoulder Bolts

Shoulder Bolts


	Part No.	Description	Material	Tool
	13FA3705	3/8-16 x 3/4 Shoulder Bolt	Steel	3/16 Hex
	13FA3715	3/8-16 x 3/8 Shoulder Bolt	Steel	3/16 Hex
	13FA3707	5/16-18 x 1/2 Shoulder Bolt	Steel	5/32 Hex
	13FA3716	5/16-18 x 1/4 Shoulder Bolt	Steel	5/32 Hex

Metric Fasteners: M6 x 1.0


Button Head Socket Cap Screws (BHSCS)

	Part No.	Description	Material	Tool
	13MFA3621	M6 x 10 BHSCS	Steel	M4 Hex
	13MFA3605	M6 x 12 BHSCS	Steel	M4 Hex
	13MFA3624	M6 x 14 BHSCS	Steel	M4 Hex
	13MFA3647	M6 x 16 BHSCS	Steel	M4 Hex
	13MFA3612	M6 x 20 BHSCS	Steel	M4 Hex

Socket Head Cap Screws (SHCS)


	Part No.	Description	Material	Tool
	13MFA3600	M6 x 12 SHCS	Steel	M5 Hex
	13MFA3602	M6 x 16 SHCS	Steel	M5 Hex
	13MFA3618	M6 x 20 SHCS	Steel	M5 Hex
	13MFA3606	M6 x 22 SHCS	Steel	M5 Hex

Carriage Bolts


	Part No.	Description	Material	Tool
	13MFA3611	M6 x 2 Carriage Bolt	Steel	N/A

Metric Fasteners: M5 x .8

Button Head Socket Cap Screws (BHSCS)


	Part No.	Description	Material	Tool
	13MFA3643	M5 x 8 BHSCS	Steel	M3 Hex
	13MFA3644	M5 x 12 BHSCS	Steel	M3 Hex
	13MFA3645	M5 x 16 BHSCS	Steel	M3 Hex

Socket Head Cap Screws (SHCS)

	Part No.	Description	Material	Tool
	13MFA3640	M5 x 8 SHCS	Steel	M4 Hex
	13MFA3641	M5 x 12 SHCS	Steel	M4 Hex
	13MFA3642	M5 x 16 SHCS	Steel	M4 Hex
	13MFA3619	M5 x 20 SHCS	Steel	M4 Hex

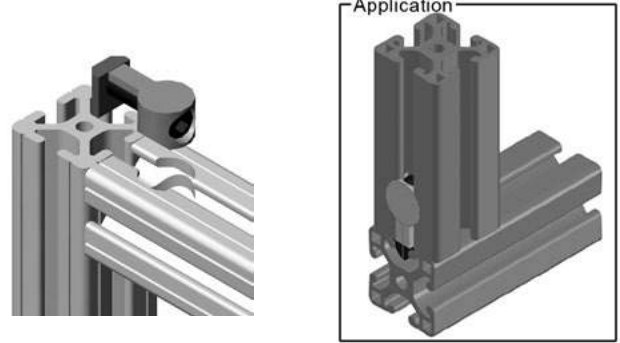
10 SERIES FASTENERS

Anchor Fasteners: Fractional

10 Series Anchor Fastener Assembly w/ Standard T-Nut	
Part No. 10FAC3750 (10-32 Standard T-Nut)	
Very strong connection method	
Fast, easy assembly	
Corrosion resistant finish	
Zinc die casting material	
Infinite positioning along the T-slot	

Machining Required

Service No.	Description
10MA9035	10 Series counterbore drilling service




Already have the hardware? Order the anchor body separately:

Part No. **10FA3700**

Assembly Instructions

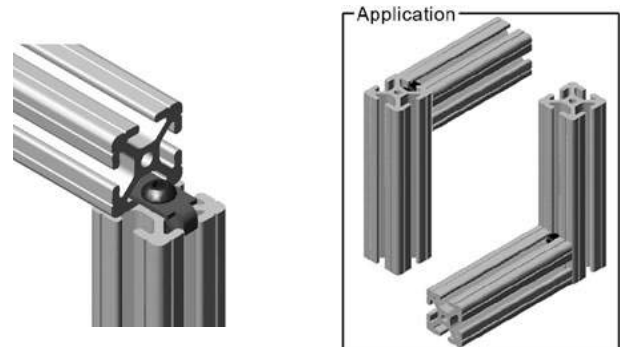
1. Insert the assembled anchor fastener into the T-slot.
2. Set the mating extrusion 90° to the joining slot.
3. Place the anchor fastener into the counterbore of the mating extrusion.
4. Be sure the extrusions are properly aligned.
5. Tighten the anchor fastener with a 3/16".

End Fasteners

10 Series End Fastener Assembly	
Part No. 10FAC3755	
Strong 90° connection	
Ideal for tight spacing	
Creates a clean, hidden appearance	

Machining Required

Service No.	Description
(multiple)	End tap services - see pg. 168
(multiple)	Access hole services - see pg. 170



Already have the hardware? Order the end clip separately:

Part No. **10FA3705**

Assembly Instructions

1. Set the clip on the extrusion end over the tapped hole.
2. Thread the bolt into the hole, but do not fully tighten at this time.
3. Slide the bottom T-slot onto the clip of the mating extrusion.
4. Line up the access hole with the head of the bolt.
5. Tighten the end fastener with a 5/32".

SECTION 13

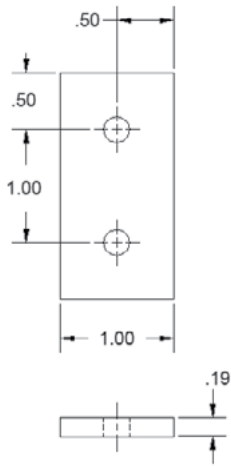
10 SERIES BRACKETS



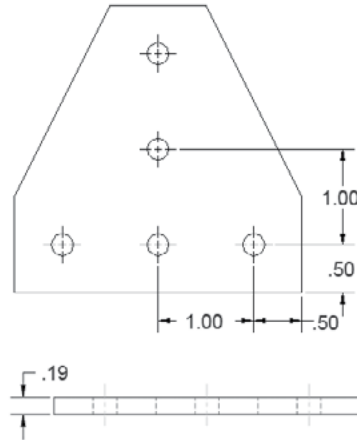
10 SERIES BRACKETS

Please review the following bolt pattern dimensions which apply to all 10 Series Corner Brackets and Joining Plates.

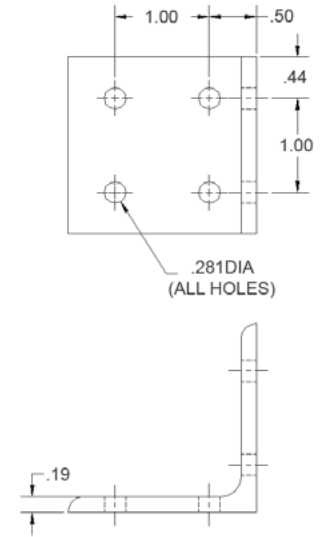
Joining Strips



Joining Plates



Corner Brackets



JOINING PLATE & CORNER BRACKET PROPERTIES	
MATERIAL	6061-T6, 6063-T6
FINISH	CLEAR ANODIZE
HOLE DIAMETER	.281"



Pre-load fasteners into brackets before assembly to save time. See page 6 for details.

Joining Strips & Plates - used to connect two or more extrusions at various angles. Joining strips are fastened to the exterior of extrusions with a combination of T-nuts and flanged button heads.

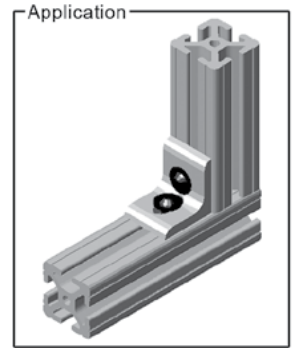
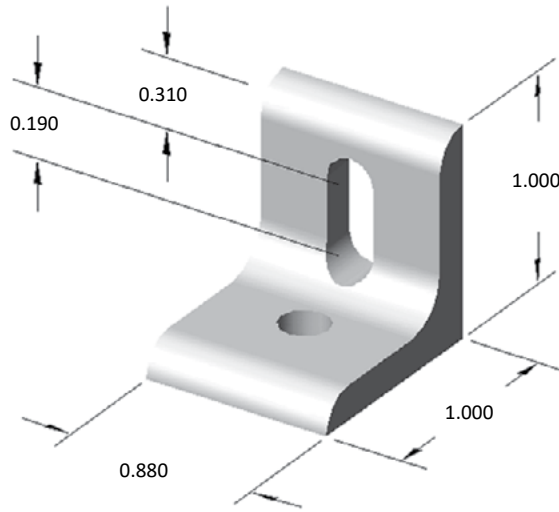
Corner Brackets - used to connect two extrusions at 90° angles. Most corner brackets are fastened on the inside of extrusions with a combination of T-nuts and button heads. Special tri-corner brackets are available to connect three extrusions at a corner.

Corner Gussets - used to connect two extrusions at 90° angles. Gussets are fastened on the inside of extrusions with a combination of T-nuts and button heads. This is the strongest method of connecting extrusions by means of brackets.

Please see the '**recommended hardware**' boxes on the following pages to be sure you have the correct fasteners and quantities for each part.

10CB4221

2 HOLE SLOTTED INSIDE CORNER BRACKET



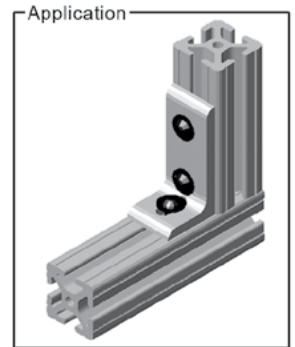
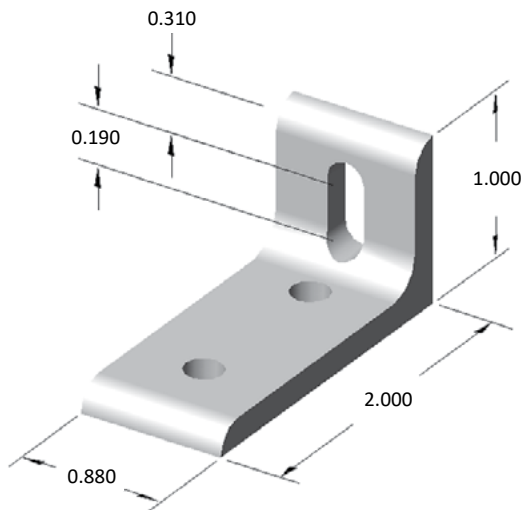
Part weight: .025 lbs

RECOMMENDED HARDWARE

QTY	DESCRIPTION	PART NO.
2	1/4-20 x 1/2 BHSCS	13FA3300
2	1/4-20 ECONOMY T-NUT	10FA3121

10CB4226

3 HOLE SLOTTED INSIDE CORNER BRACKET



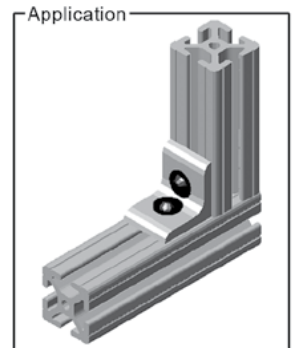
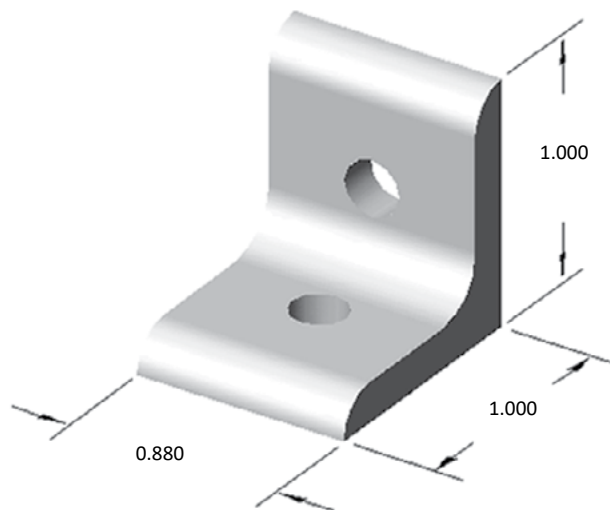
Part weight: .040 lbs

RECOMMENDED HARDWARE

QTY	DESCRIPTION	PART NO.
3	1/4-20 x 1/2 BHSCS	13FA3300
3	1/4-20 ECONOMY T-NUT	10FA3121

10CB4100

2 HOLE INSIDE CORNER BRACKET



Part weight: .025 lbs

RECOMMENDED HARDWARE

QTY	DESCRIPTION	PART NO.
2	1/4-20 x 1/2 BHSCS	13FA3300
2	1/4-20 ECONOMY T-NUT	10FA3121

10 SERIES BRACKETS

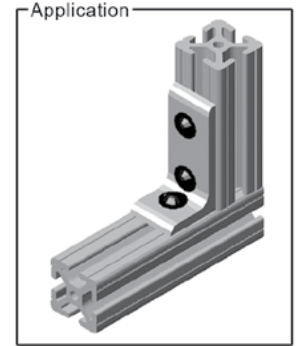
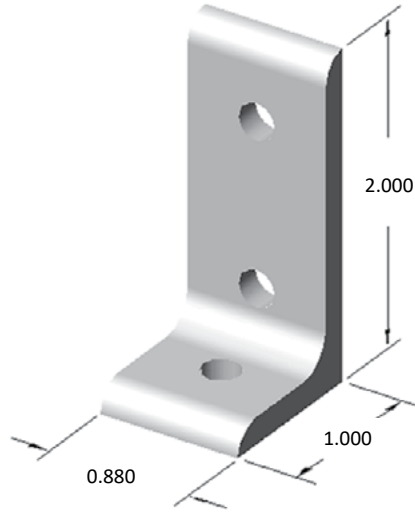
10CB4102

3 HOLE INSIDE CORNER BRACKET



RECOMMENDED HARDWARE

QTY	DESCRIPTION	PART NO.
3	1/4-20 x 1/2 BHSCS	13FA3300
3	1/4-20 ECONOMY T-NUT	10FA3121



Part weight: .040 lbs

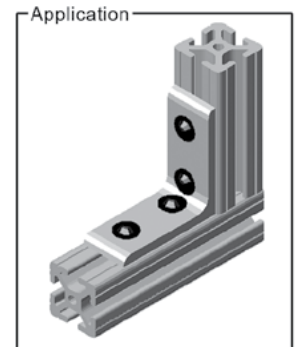
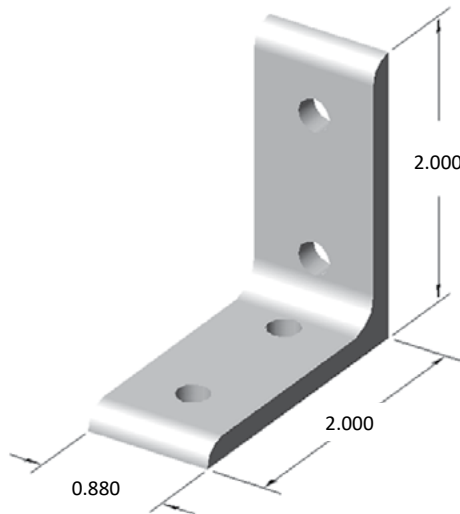
10CB4103

4 HOLE INSIDE CORNER BRACKET



RECOMMENDED HARDWARE

QTY	DESCRIPTION	PART NO.
4	1/4-20 x 1/2 BHSCS	13FA3300
4	1/4-20 ECONOMY T-NUT	10FA3121



Part weight: .055 lbs


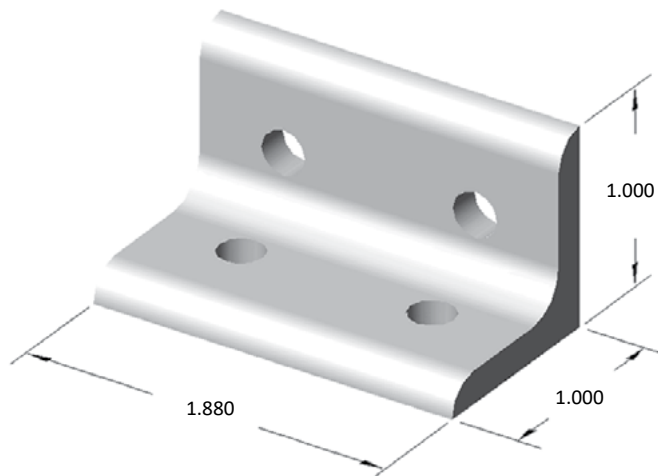
10CB4104

4 HOLE INSIDE CORNER BRACKET



RECOMMENDED HARDWARE

QTY	DESCRIPTION	PART NO.
4	1/4-20 x 1/2 BHSCS	13FA3300
4	1/4-20 ECONOMY T-NUT	10FA3121



Part weight: .055 lbs

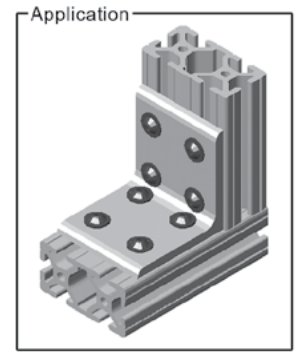
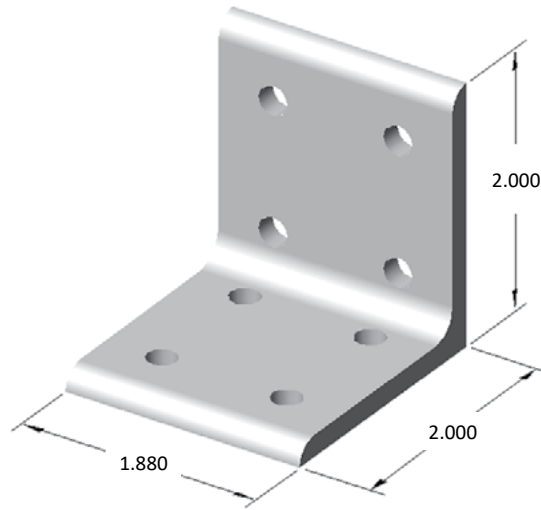
10CB4106

8 HOLE INSIDE CORNER BRACKET



RECOMMENDED HARDWARE

QTY	DESCRIPTION	PART NO.
8	1/4-20 x 1/2 BHSCS	13FA3300
8	1/4-20 ECONOMY T-NUT	10FA3121



Part weight: .120 lbs


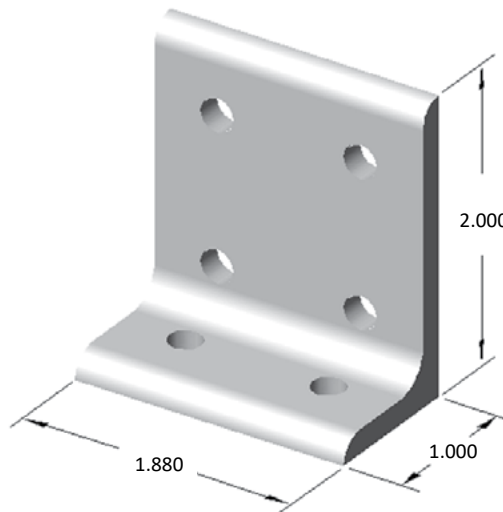
10CB4121* (non-stock)

6 HOLE INSIDE CORNER BRACKET



RECOMMENDED HARDWARE

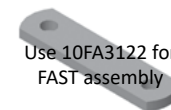
QTY	DESCRIPTION	PART NO.
6	1/4-20 x 1/2 BHSCS	13FA3300
6	1/4-20 ECONOMY T-NUT	10FA3121



Part weight: .085 lbs

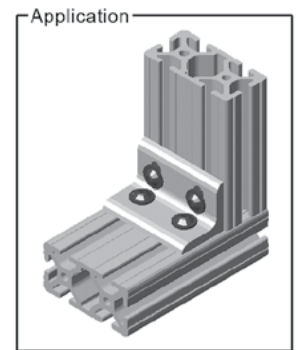
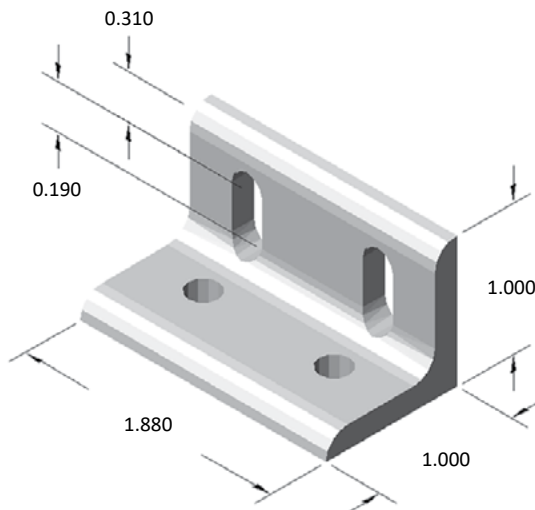
10CB4223* (non-stock)

4 HOLE SLOTTED INSIDE CORNER BRACKET



RECOMMENDED HARDWARE

QTY	DESCRIPTION	PART NO.
4	1/4-20 x 1/2 BHSCS	13FA3300
4	1/4-20 ECONOMY T-NUT	10FA3121


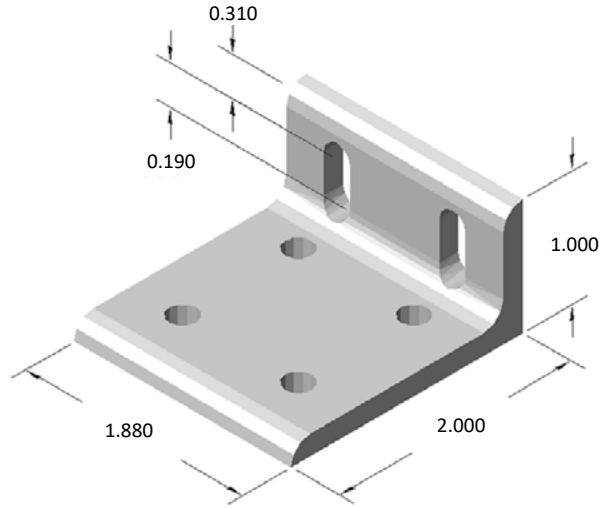


Part weight: .055 lbs

10 SERIES BRACKETS

10CB4225* (non-stock)

6 HOLE SLOTTED INSIDE CORNER BRACKET



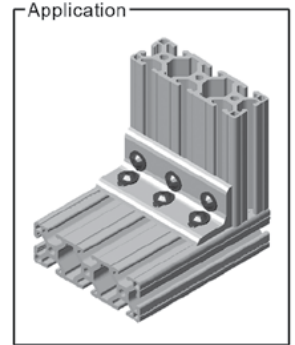
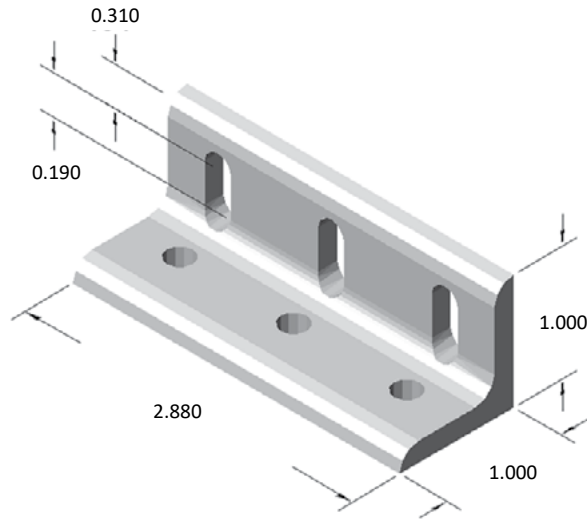
Part weight: .085 lbs

RECOMMENDED HARDWARE

QTY	DESCRIPTION	PART NO.
6	1/4-20 x 1/2 BHSCS	13FA3300
6	1/4-20 ECONOMY T-NUT	10FA3121

10CB4224* (non-stock)

6 HOLE SLOTTED INSIDE CORNER BRACKET




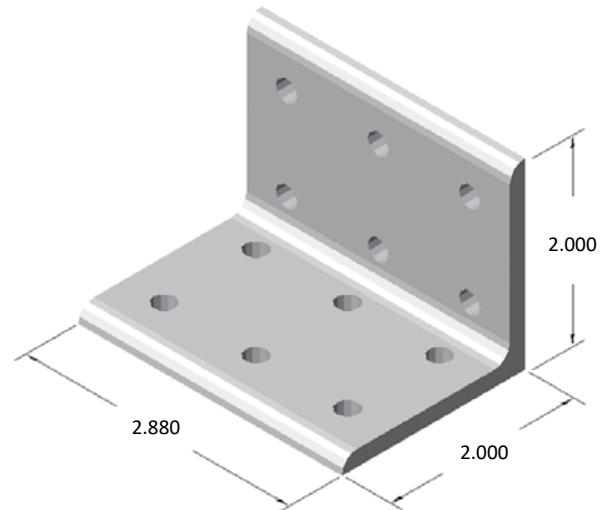
Part weight: .085 lbs

RECOMMENDED HARDWARE

QTY	DESCRIPTION	PART NO.
6	1/4-20 x 1/2 BHSCS	13FA3300
6	1/4-20 ECONOMY T-NUT	10FA3121

10CB4113* (non-stock)

12 HOLE INSIDE CORNER BRACKET




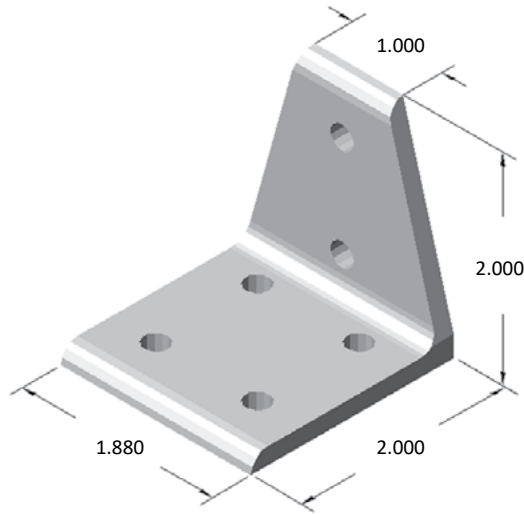
Part weight: .185 lbs

RECOMMENDED HARDWARE

QTY	DESCRIPTION	PART NO.
12	1/4-20 x 1/2 BHSCS	13FA3300
12	1/4-20 ECONOMY T-NUT	10FA3121

10CB4117* (non-stock)

6 HOLE CENTER INSIDE CORNER BRACKET



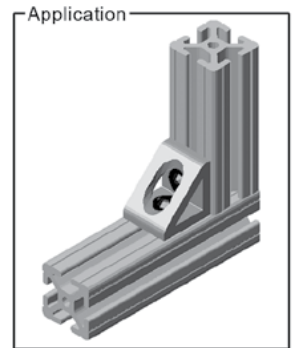
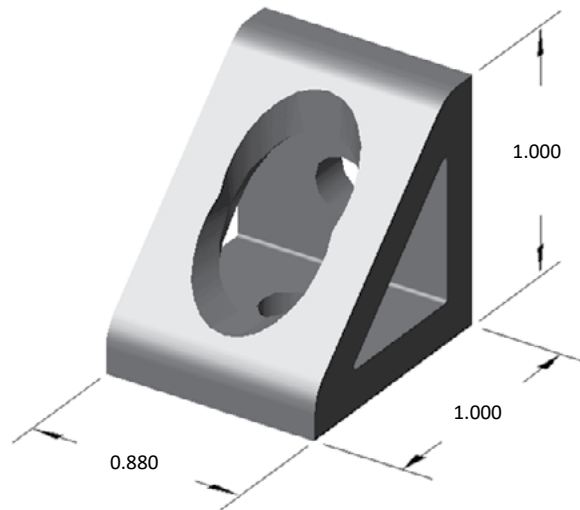
Part weight: .115 lbs

RECOMMENDED HARDWARE

QTY	DESCRIPTION	PART NO.
6	1/4-20 x 1/2 BHSCS	13FA3300
6	1/4-20 ECONOMY T-NUT	10FA3121

10CB4101

2 HOLE INSIDE GUSSET CORNER BRACKET




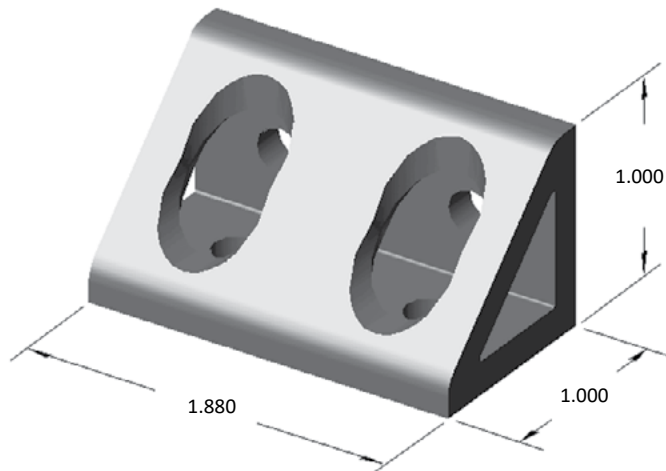
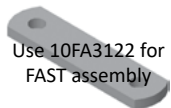
Part weight: .035 lbs

RECOMMENDED HARDWARE

QTY	DESCRIPTION	PART NO.
2	1/4-20 x 1/2 BHSCS	13FA3300
2	1/4-20 ECONOMY T-NUT	10FA3121

10CB4105

4 HOLE INSIDE GUSSET CORNER BRACKET



Part weight: .075 lbs

RECOMMENDED HARDWARE

QTY	DESCRIPTION	PART NO.
4	1/4-20 x 1/2 BHSCS	13FA3300
4	1/4-20 ECONOMY T-NUT	10FA3121

10 SERIES BRACKETS

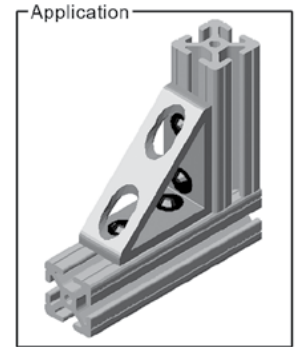
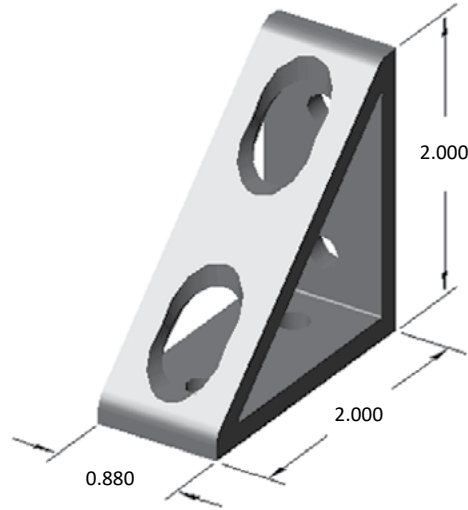
10CB4108

4 HOLE INSIDE GUSSET CORNER BRACKET



RECOMMENDED HARDWARE

QTY	DESCRIPTION	PART NO.
4	1/4-20 x 1/2 BHSCS	13FA3300
4	1/4-20 ECONOMY T-NUT	10FA3121



Part weight: .180 lbs


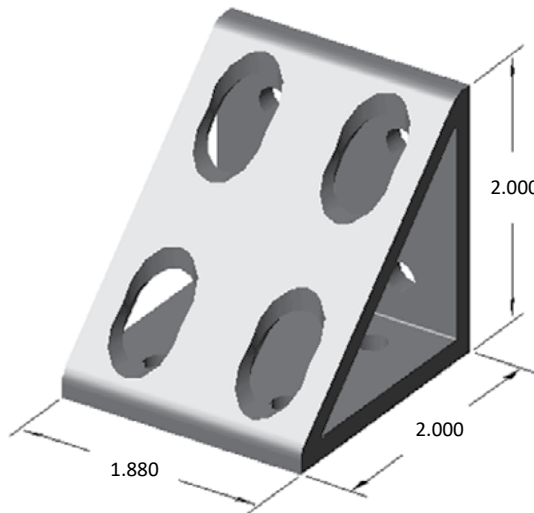
10CB4107

8 HOLE INSIDE GUSSET CORNER BRACKET



RECOMMENDED HARDWARE

QTY	DESCRIPTION	PART NO.
8	1/4-20 x 1/2 BHSCS	13FA3300
8	1/4-20 ECONOMY T-NUT	10FA3121



Part weight: .110 lbs


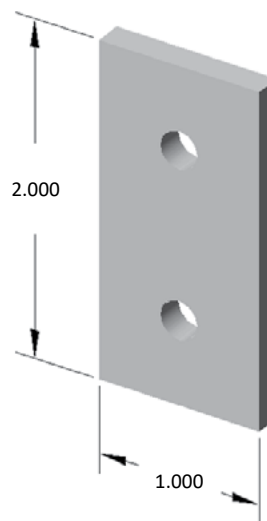
10JP4201

2 HOLE JOINING STRIP



RECOMMENDED HARDWARE

QTY	DESCRIPTION	PART NO.
2	1/4-20 x 1/2 FBHSCS	13FA3309
2	1/4-20 ECONOMY T-NUT	10FA3121




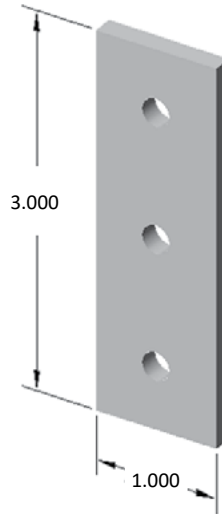
Part weight: .030 lbs

10JP4202

3 HOLE JOINING STRIP



Use 10FA3122 for FAST assembly



Part weight: .045 lbs

RECOMMENDED HARDWARE


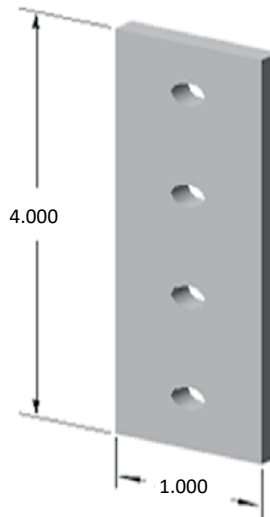
QTY	DESCRIPTION	PART NO.
3	1/4-20 x 1/2 FBHSCS	13FA3309
3	1/4-20 ECONOMY T-NUT	10FA3121

10JP4213

4 HOLE JOINING STRIP



Use 10FA3122 for FAST assembly



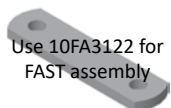
Part weight: .065 lbs

RECOMMENDED HARDWARE


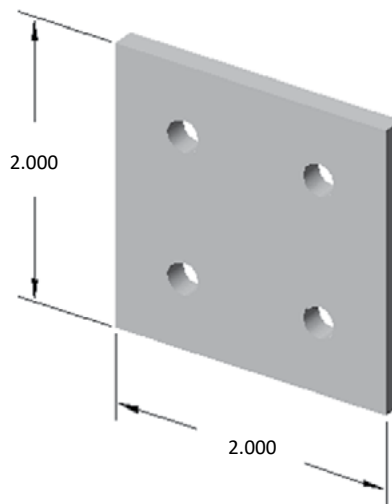
QTY	DESCRIPTION	PART NO.
4	1/4-20 x 1/2 FBHSCS	13FA3309
4	1/4-20 ECONOMY T-NUT	10FA3121

10JP4230

4 HOLE JOINING PLATE



Use 10FA3122 for FAST assembly



Part weight: .070 lbs

RECOMMENDED HARDWARE

QTY	DESCRIPTION	PART NO.
4	1/4-20 x 1/2 FBHSCS	13FA3309
4	1/4-20 ECONOMY T-NUT	10FA3121


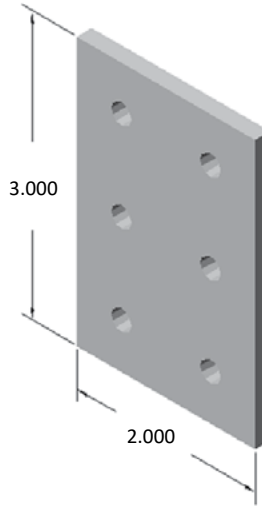
10 SERIES BRACKETS

10JP4229* (non-stock)

6 HOLE JOINING PLATE



Use 10FA3122 for FAST assembly



Part weight: .100 lbs

RECOMMENDED HARDWARE


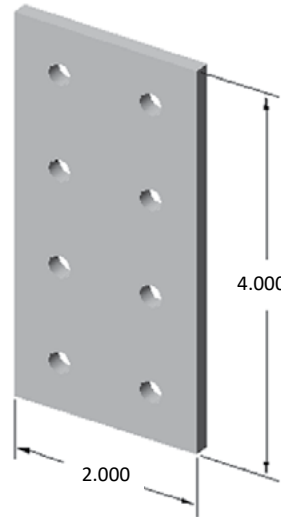
QTY	DESCRIPTION	PART NO.
6	1/4-20 x 1/2 FBHSCS	13FA3309
6	1/4-20 ECONOMY T-NUT	10FA3121

10JP4208

8 HOLE JOINING PLATE



Use 10FA3122 for FAST assembly



Part weight: .140 lbs

RECOMMENDED HARDWARE


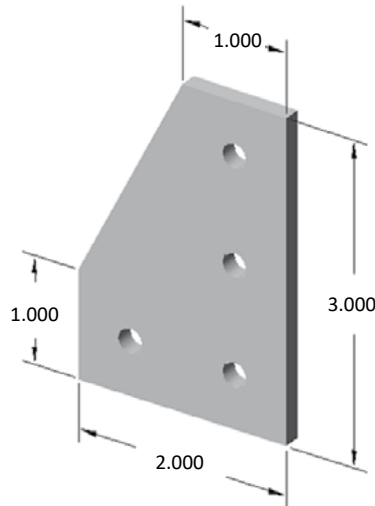
QTY	DESCRIPTION	PART NO.
8	1/4-20 x 1/2 FBHSCS	13FA3309
8	1/4-20 ECONOMY T-NUT	10FA3121

10JP4203

4 HOLE 90° JOINING PLATE



Use 10FA3122 for FAST assembly




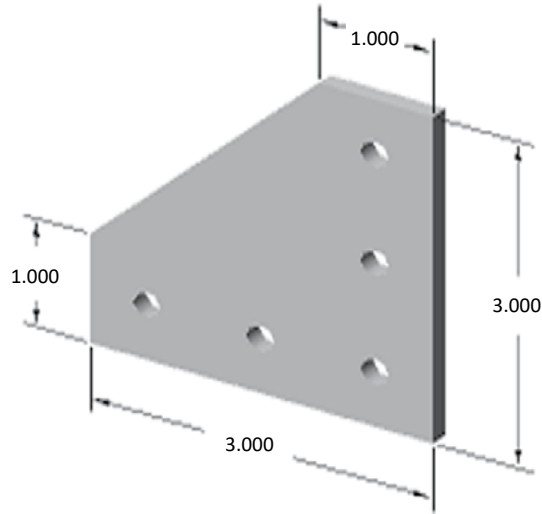
Part weight: .085 lbs

RECOMMENDED HARDWARE

QTY	DESCRIPTION	PART NO.
4	1/4-20 x 1/2 FBHSCS	13FA3309
4	1/4-20 ECONOMY T-NUT	10FA3121

10JP4205

5 HOLE 90° JOINING PLATE




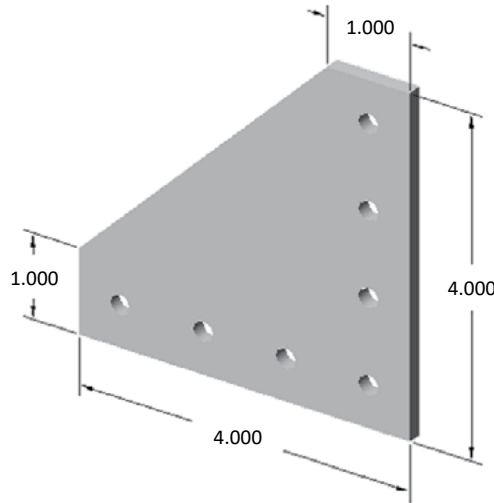
Part weight: .120 lbs

RECOMMENDED HARDWARE

QTY	DESCRIPTION	PART NO.
5	1/4-20 x 1/2 FBHSCS	13FA3309
5	1/4-20 ECONOMY T-NUT	10FA3121

10JP4226* (non-stock)

7 HOLE 90° JOINING PLATE




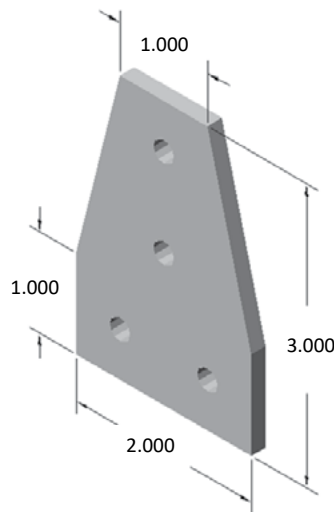
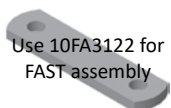
Part weight: .205 lbs

RECOMMENDED HARDWARE

QTY	DESCRIPTION	PART NO.
7	1/4-20 x 1/2 FBHSCS	13FA3309
7	1/4-20 ECONOMY T-NUT	10FA3121

10JP4207* (non-stock)

4 HOLE TEE JOINING PLATE



Part weight: .085 lbs


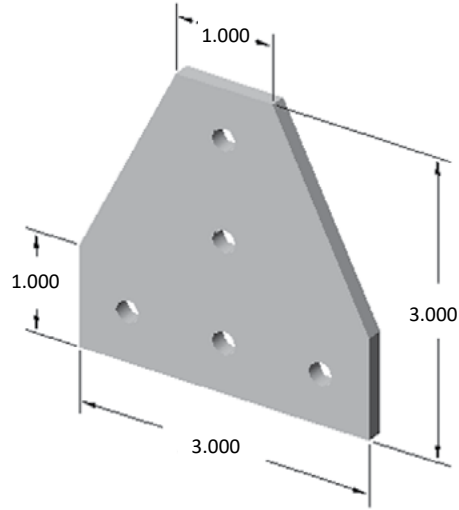
RECOMMENDED HARDWARE

QTY	DESCRIPTION	PART NO.
4	1/4-20 x 1/2 FBHSCS	13FA3309
4	1/4-20 ECONOMY T-NUT	10FA3121

10 SERIES BRACKETS

10JP4204

5 HOLE TEE JOINING PLATE




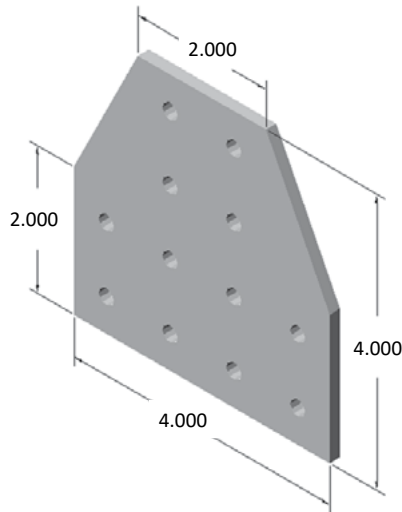
Part weight: .120 lbs

RECOMMENDED HARDWARE

QTY	DESCRIPTION	PART NO.
5	1/4-20 x 1/2 FBHSCS	13FA3309
5	1/4-20 ECONOMY T-NUT	10FA3121

10JP4216* (non-stock)

12 HOLE TEE JOINING PLATE




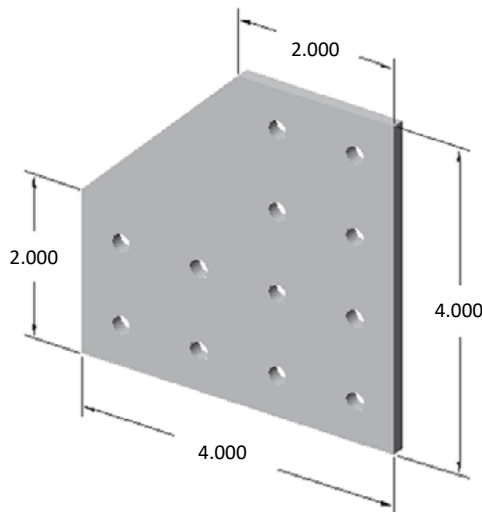
Part weight: .245 lbs

RECOMMENDED HARDWARE

QTY	DESCRIPTION	PART NO.
12	1/4-20 x 1/2 FBHSCS	13FA3309
12	1/4-20 ECONOMY T-NUT	10FA3121

10JP4209* (non-stock)

12 HOLE 90° JOINING PLATE



Part weight: .245 lbs

RECOMMENDED HARDWARE


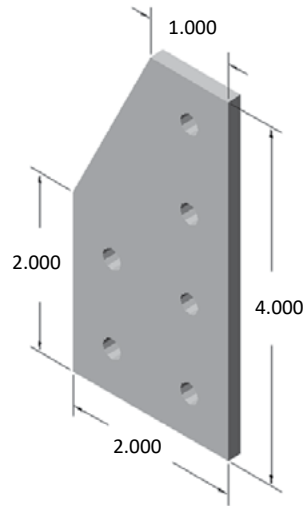
QTY	DESCRIPTION	PART NO.
12	1/4-20 x 1/2 FBHSCS	13FA3309
12	1/4-20 ECONOMY T-NUT	10FA3121

10JP4214* (non-stock)

6 HOLE 90° JOINING PLATE



Use 10FA3122 for FAST assembly



Part weight: .120 lbs

RECOMMENDED HARDWARE


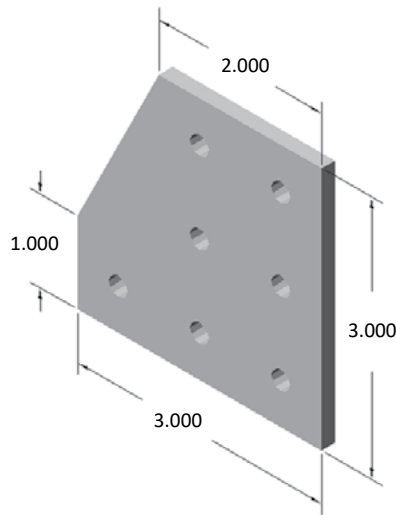
QTY	DESCRIPTION	PART NO.
6	1/4-20 x 1/2 FBHSCS	13FA3309
6	1/4-20 ECONOMY T-NUT	10FA3121

10JP4220* (non-stock)

7 HOLE 90° JOINING PLATE



Use 10FA3122 for FAST assembly



Part weight: .135 lbs

RECOMMENDED HARDWARE


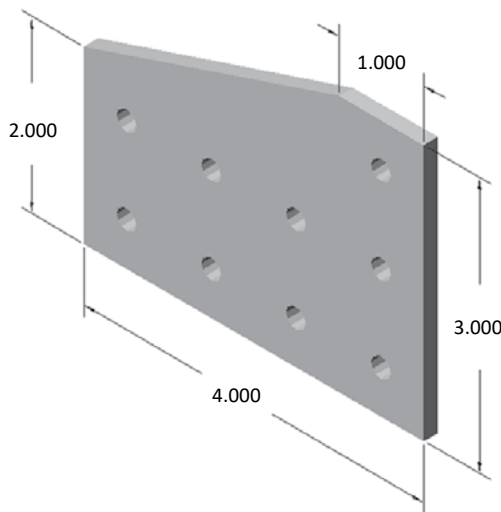
QTY	DESCRIPTION	PART NO.
7	1/4-20 x 1/2 FBHSCS	13FA3309
7	1/4-20 ECONOMY T-NUT	10FA3121

10JP4217* (non-stock)

9* HOLE 90° JOINING PLATE



Use 10FA3122 for FAST assembly



Part weight: .180 lbs

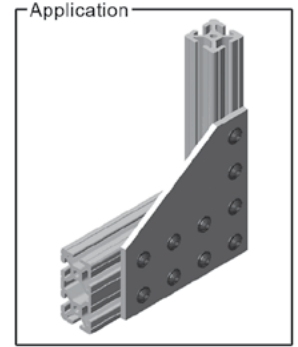
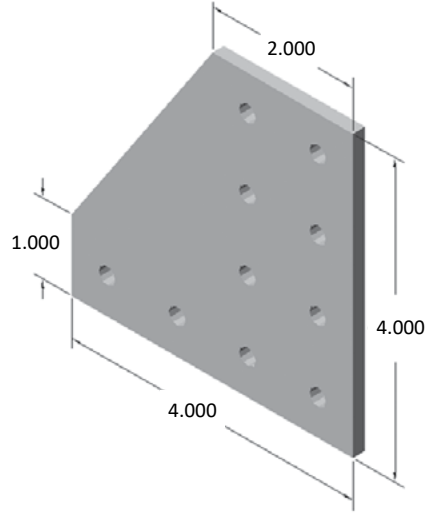
RECOMMENDED HARDWARE

QTY	DESCRIPTION	PART NO.
9	1/4-20 x 1/2 FBHSCS	13FA3309
9	1/4-20 ECONOMY T-NUT	10FA3121

10 SERIES BRACKETS

10JP4218* (non-stock)

10 HOLE 90° JOINING PLATE




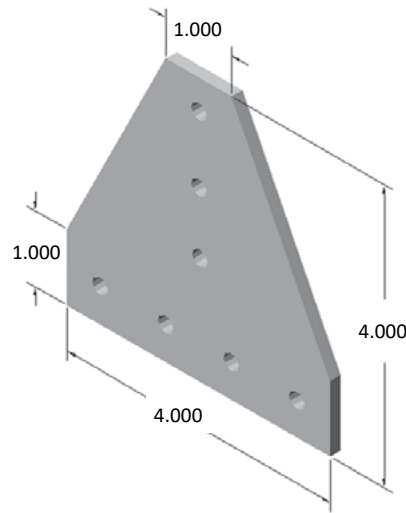
Part weight: .225 lbs

RECOMMENDED HARDWARE

QTY	DESCRIPTION	PART NO.
10	1/4-20 x 1/2 FBHSCS	13FA3309
10	1/4-20 ECONOMY T-NUT	10FA3121

10JP4212* (non-stock)

7 HOLE TEE JOINING PLATE



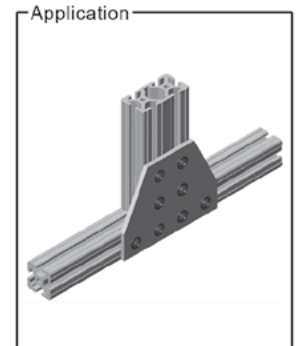
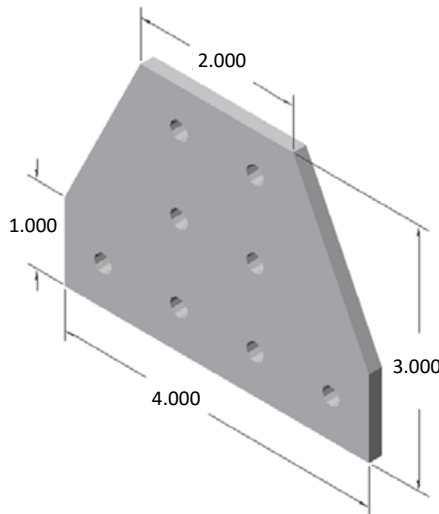
Part weight: .200 lbs

RECOMMENDED HARDWARE

QTY	DESCRIPTION	PART NO.
7	1/4-20 x 1/2 FBHSCS	13FA3309
7	1/4-20 ECONOMY T-NUT	10FA3121

10JP4227* (non-stock)

8 HOLE TEE JOINING PLATE




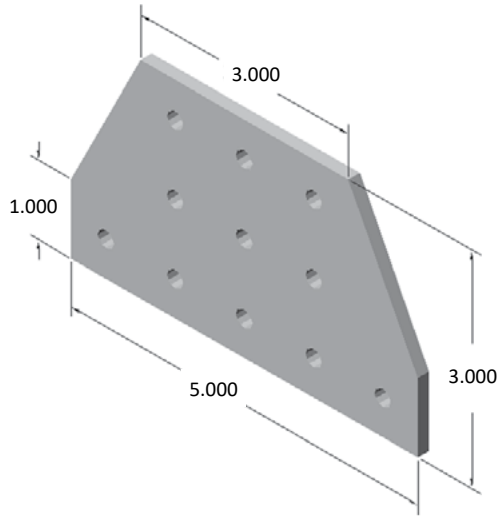
Part weight: .170 lbs

RECOMMENDED HARDWARE

QTY	DESCRIPTION	PART NO.
8	1/4-20 x 1/2 FBHSCS	13FA3309
8	1/4-20 ECONOMY T-NUT	10FA3121

10JP4210* (non-stock)

11 HOLE TEE JOINING PLATE




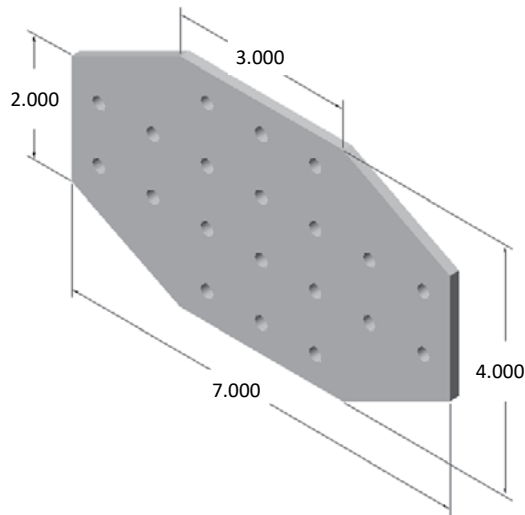
Part weight: .225 lbs

RECOMMENDED HARDWARE

QTY	DESCRIPTION	PART NO.
11	1/4-20 x 1/2 FBHSCS	13FA3309
11	1/4-20 ECONOMY T-NUT	10FA3121

10JP4211* (non-stock)

20 HOLE CROSS JOINING PLATE



Part weight: .415 lbs

RECOMMENDED HARDWARE

QTY	DESCRIPTION	PART NO.
20	1/4-20 x 1/2 FBHSCS	13FA3309
20	1/4-20 ECONOMY T-NUT	10FA3121

10 SERIES BRACKETS

45° SUPPORTS

45° Supports offer strong connections for heavy duty projects where high weight loads may exist. You can also reinforce existing connections with 45° supports to ensure maximum handling capacity.

- Hardware included - screws, washers and t-nuts
- Choose from a variety of lengths or customize to fit your needs (see below)
- Available in both EX and QE (smooth) materials

Hardware Included



Standard Supports - EX Profiles

Part No.	Extrusion Type	Length
10SP1801	10EX1010	6.00"
10SP1802	10EX1010	12.00"
10SP1803	10EX1010	18.00"
10SP1811	10EX1020	6.00"
10SP1812	10EX1020	12.00"
10SP1813	10EX1020	18.00"

Standard Supports - QE Profiles

Part No.	Extrusion Type	Length
10SP1804	10QE1010	6.00"
10SP1805	10QE1010	12.00"
10SP1806	10QE1010	18.00"

Miter Cut Service

- Service is per end
- When ordering extrusions with miter cuts, please submit a drawing for quick, accurate processing.



Service No.	Description
10MA9025	Miter cut for 1.0" x 1.0" extrusions
10MA9026	Miter cut for 1.0" x 2.0" extrusions
10MA9032	Miter cut for 1.0" x 3.0" extrusions
10MA9027	Miter cut for 2.0" x 2.0" extrusions

Ordering your custom length supports is easy! All 10 Series extrusions can be cut from 45° to 90°.

Miter Cut Service - With Counterbores

- Service is per end
- Maximum length = 48.0"
- When ordering extrusions with miter cuts, please submit a drawing to ensure quick, accurate processing.



Service No.	Description
10MA9030	Miter cut/c-bore for 1.0" x 1.0" extrusions
10MA9031	Miter cut/c-bore for 1.0" x 2.0" extrusions
10MA9033	Miter cut/c-bore for 1.0" x 3.0" extrusions

SECTION 14

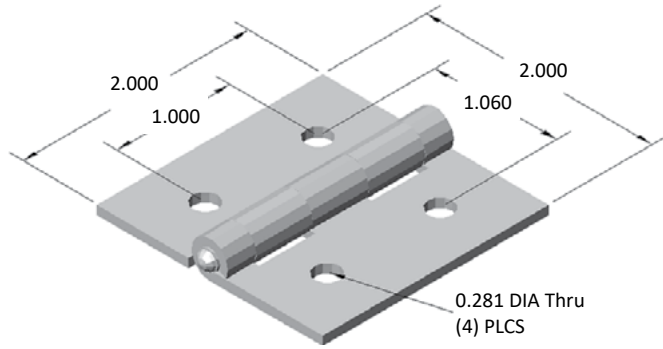
10 SERIES HINGES




10 SERIES HINGES

10HI8216

ALUMINUM BUTT HINGE



- 50 lb. load capacity per hinge
- Clear anodized aluminum hinge with steel pin



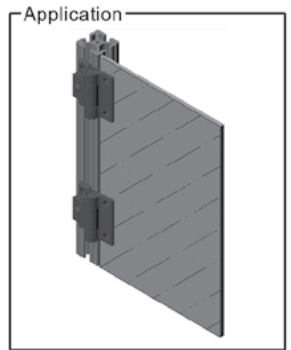
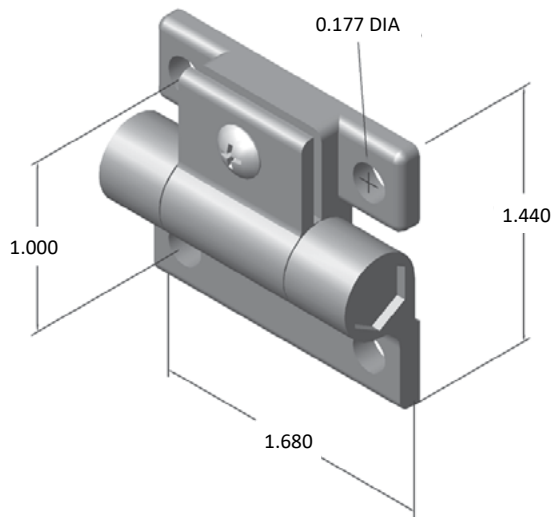
RECOMMENDED HARDWARE

QTY	DESCRIPTION	PART NO.
4	1/4-20 x 3/8 FBHSCS	13FA3308
2	1/4-20 DOUBLE T-NUT	10FA3122

10HI8215

PLASTIC ADJUSTABLE HINGE


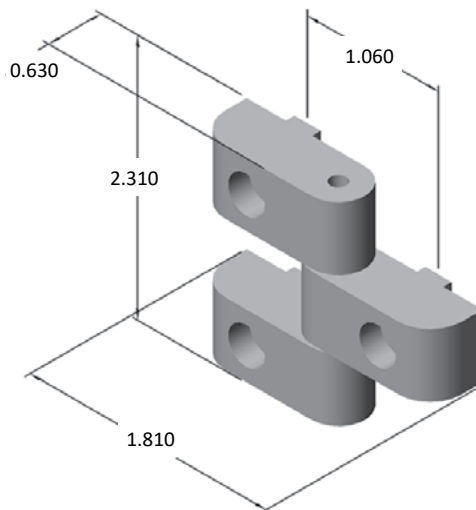
- ⚠ Not to be used to hinge two extrusions together



- Use to hang an unframed panel on extrusion frame
- Hardware included for mounting
- Black acetal plastic with polycarbonate pin

10HI7810


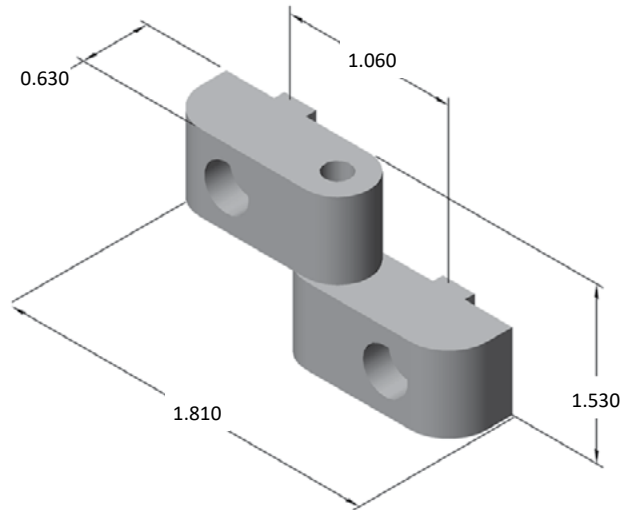
HEAVY DUTY HINGE - PLASTIC



- Hardware included for mounting
- High strength nylon construction
- Self-lubricating bushings

10HI7821


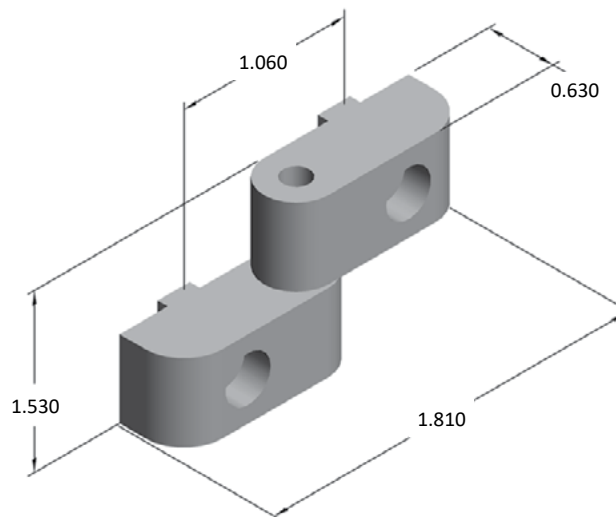
RIGHT LIFT-OFF HINGE - PLASTIC



- Hardware included for mounting
- High strength nylon construction
- Self-lubricating bushings

10HI7820

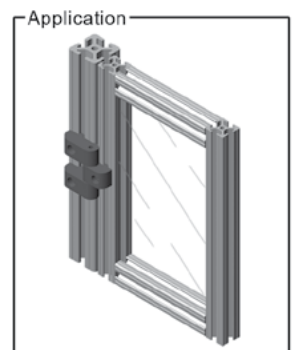
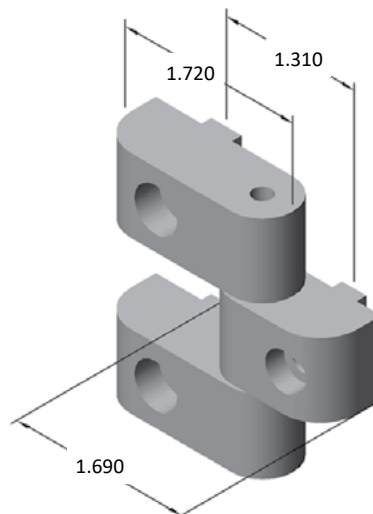
LEFT LIFT-OFF HINGE - PLASTIC



- Hardware included for mounting
- High strength nylon construction
- Self-lubricating bushings

13HI8104

HEAVY DUTY TRANSITION HINGE - PLASTIC



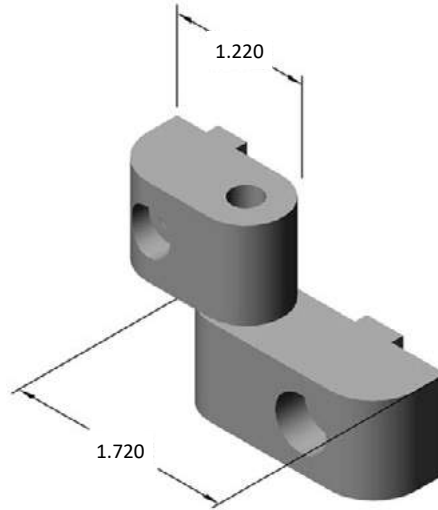
- Connects 10 Series doors to 15 Series frames
- Hardware included for mounting
- High strength nylon construction
- Self-lubricating bushings

10 SERIES HINGES

13HI8100

RIGHT LIFT-OFF TRANSITION HINGE - PLASTIC

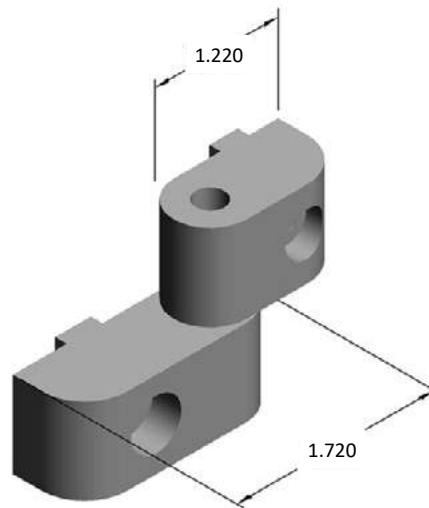
- Connects 10 Series doors to 15 Series frames
- Hardware included for mounting
- High strength nylon construction
- Self-lubricating bushings



13HI8101

LEFT LIFT-OFF TRANSITION HINGE - PLASTIC

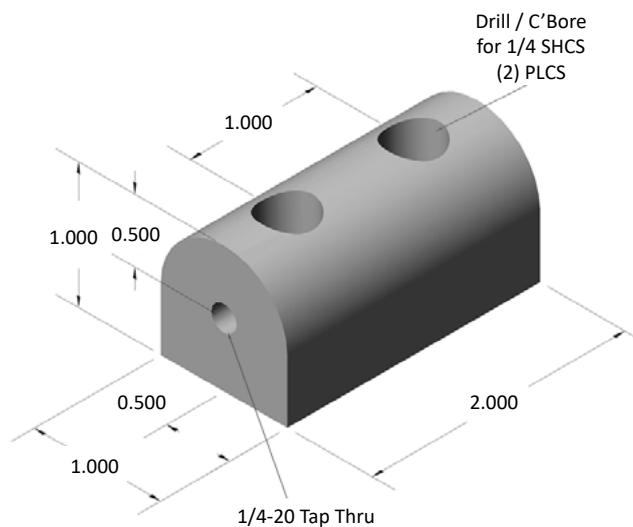
- Connects 10 Series doors to 15 Series frames
- Hardware included for mounting
- High strength nylon construction
- Self-lubricating bushings



10HI8306


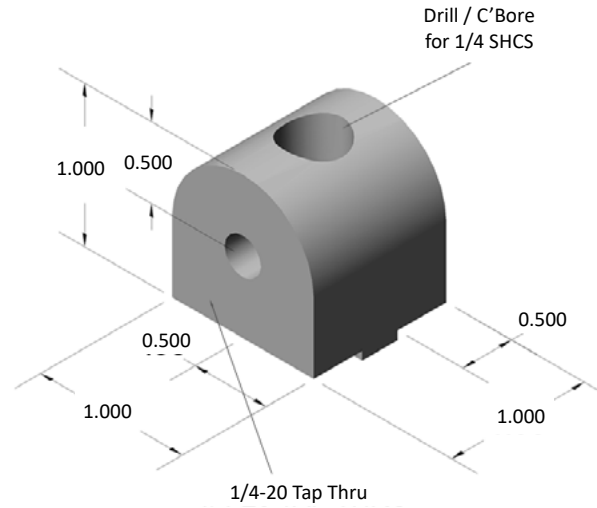
2" PIVOT NUB

- Hardware included
- See page 220 for complete assemblies



10HI8308


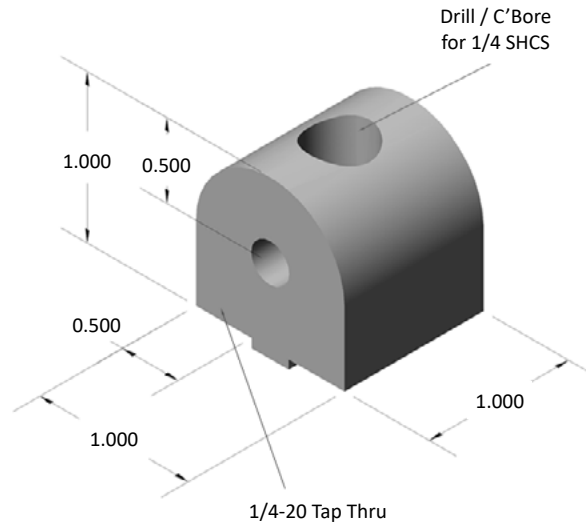
1.0" PIVOT NUB - 0°



- Hardware included
- See page 220 for complete assemblies

10HI8310


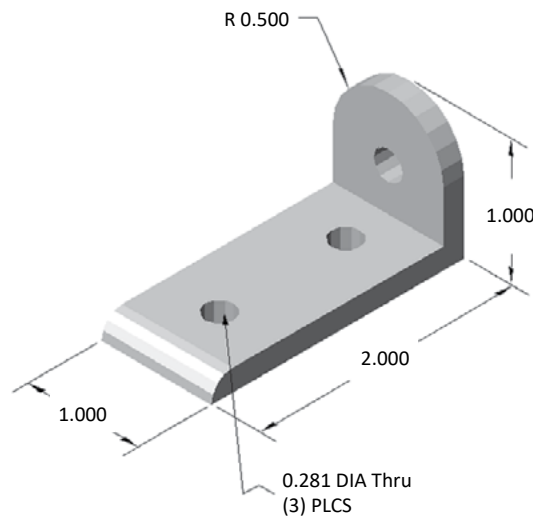
1.0" PIVOT NUB - 90°



- Hardware included
- See page 220 for complete assemblies

10HI8312

1.0" L-PIVOT ARM



RECOMMENDED HARDWARE

QTY	DESCRIPTION	PART NO.
3	1/4-20 x 1/2 BHSCS	13FA3300
2	1/4-20 ECONOMY T-NUT	10FA3121

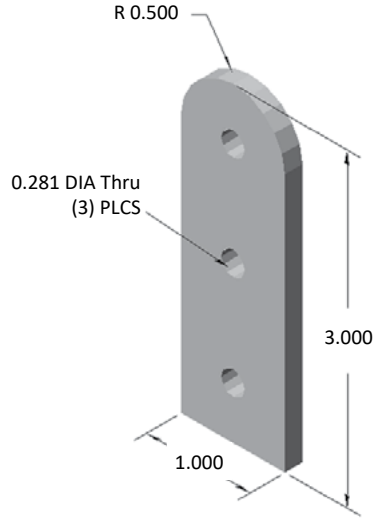
10 SERIES HINGES

10HI8315

3.0" PIVOT ARM



Use 10FA3122 for FAST assembly



RECOMMENDED HARDWARE


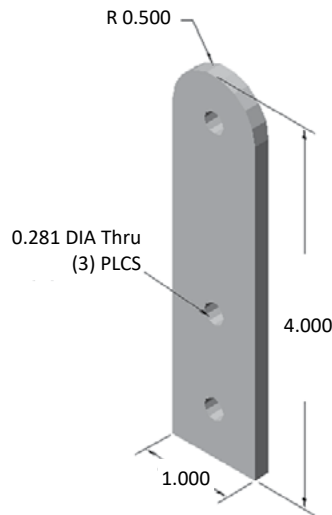
QTY	DESCRIPTION	PART NO.
3	1/4-20 x 1/2 BHSCS	13FA3300
2	1/4-20 ECONOMY T-NUT	10FA3121

10HI8338

4.0" FIXED PIVOT ARM



Use 10FA3122 for FAST assembly




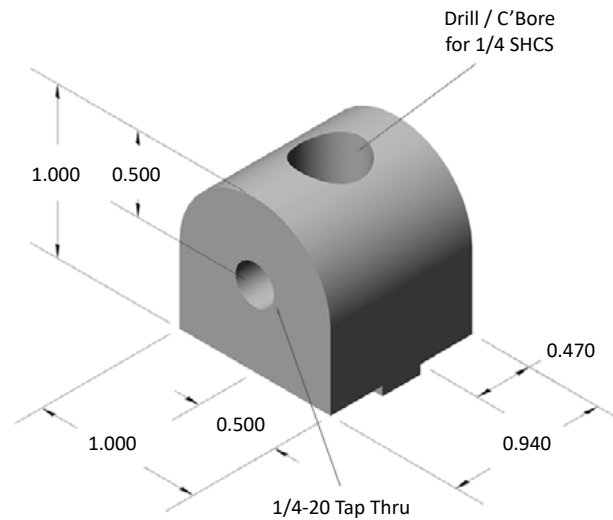
RECOMMENDED HARDWARE

QTY	DESCRIPTION	PART NO.
2	1/4-20 x 1/2 FBHSCS	13FA3309
1	1/4-20 ECONOMY T-NUT	10FA3121

10HI8300

1.0" LIVING PIVOT NUB - 0°

0° is defined as a pivot nub or pivot hinge, rotating parallel to the extrusion to which it is attached


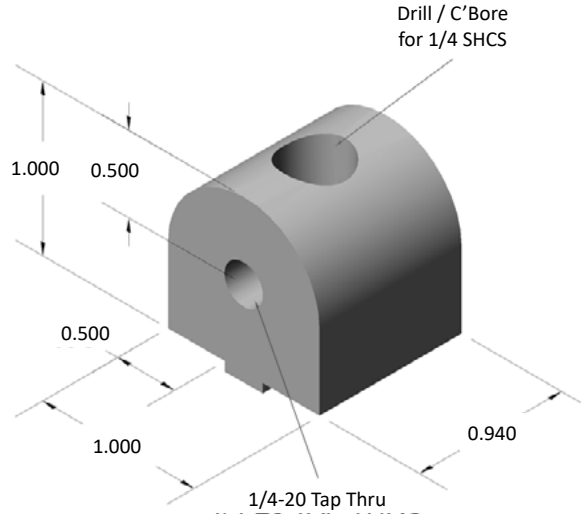


- Hardware included
- See page 219 for complete assemblies

10HI8302

1.0" LIVING PIVOT NUB - 90°


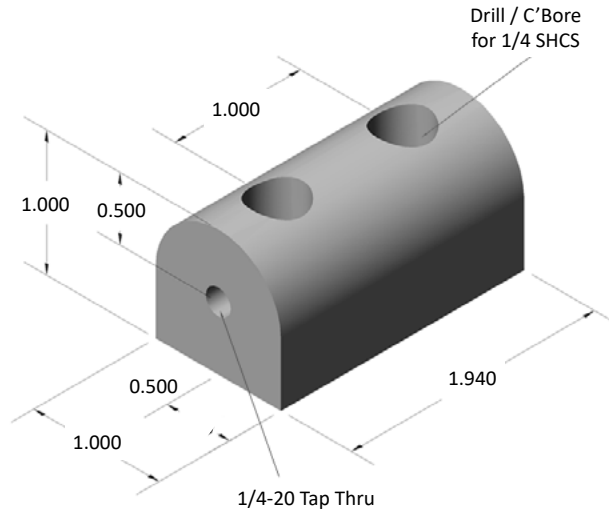
0° is defined as a pivot nub or pivot hinge, rotating perpendicular to the extrusion to which it is attached



- Hardware included
- See page 219 for complete assemblies

10HI8317

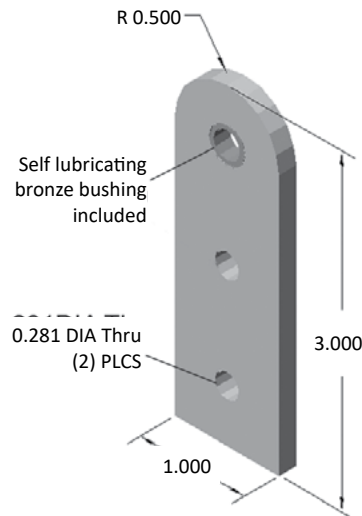
2" LIVING PIVOT NUB



- Hardware included
- See page 219 for complete assemblies

10HI8304

3.0" LIVING PIVOT ARM



RECOMMENDED HARDWARE

QTY	DESCRIPTION	PART NO.
1	LIVING HINGE KIT	10HI8320
2	1/4-20 x 1/2 FHSCS	13FA3110
2	1/4-20 ECONOMY T-NUT	10FA3121


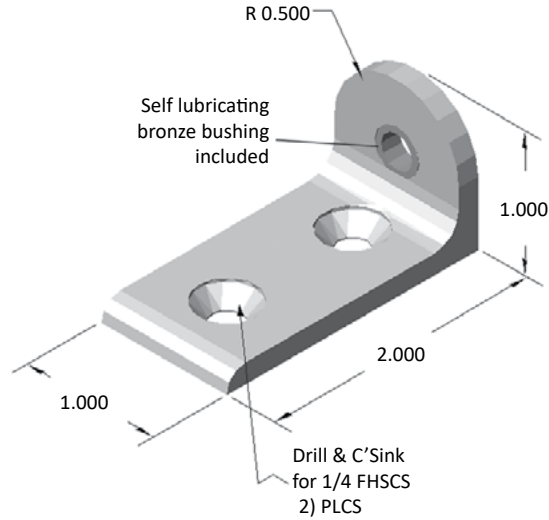
10 SERIES HINGES

10HI8313

1.0" LIVING L-PIVOT ARM



Use 10FA3122 for FAST assembly

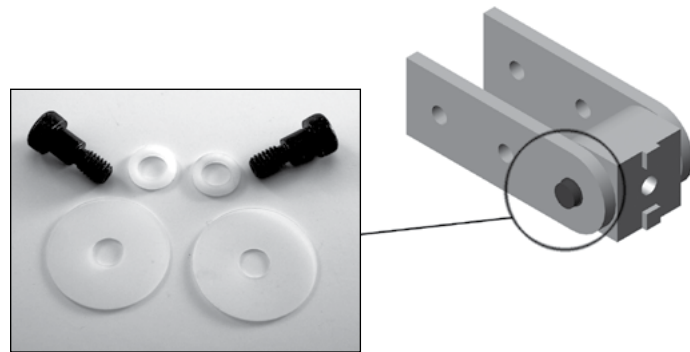


RECOMMENDED HARDWARE

QTY	DESCRIPTION	PART NO.
1	LIVING HINGE KIT	10HI8320
2	1/4-20 x 1/2 FHSCS	13FA3110
2	1/4-20 ECONOMY T-NUT	10FA3121

10HI8320

LIVING HINGE FASTENER KIT

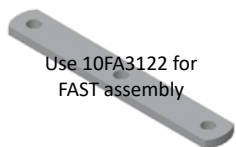


INCLUDED HARDWARE


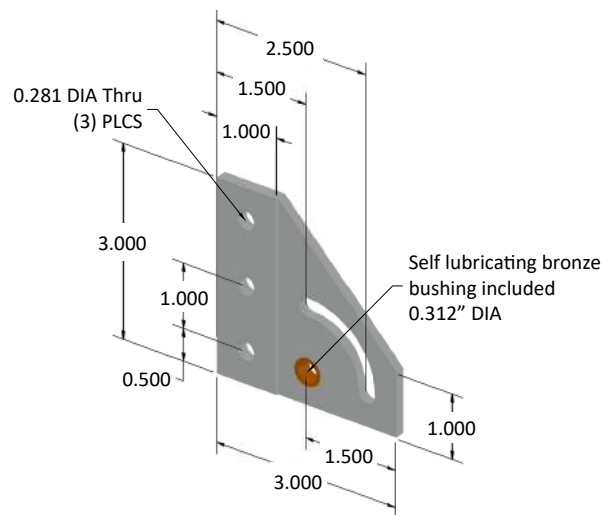
QTY	DESCRIPTION	PART NO.
2	5/16 X .25 SHOULDER BOLT	13FA3716
2	1.0 X .031 NYLON WASHER	13FA3746
2	1/2 X .080 NYLON WASHER	13FA3745

10HI8351

90° LEFT-HAND PIVOT BRACKET



Use 10FA3122 for FAST assembly


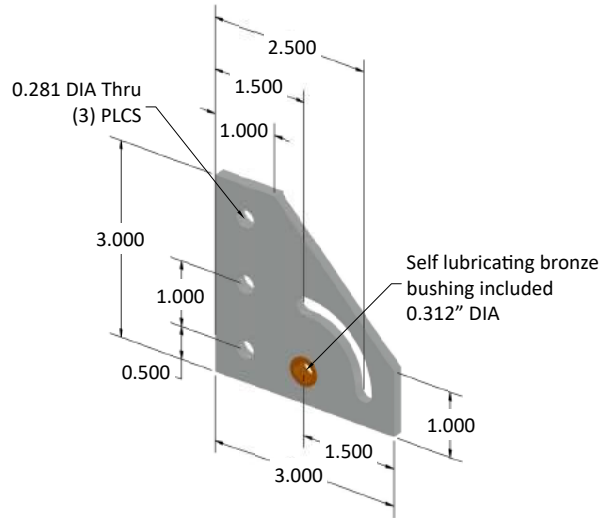
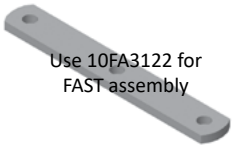


RECOMMENDED HARDWARE

QTY	DESCRIPTION	PART NO.
1	"L" HANDLE HINGE KIT	10HI8374
3	1/4-20 x 1/2 FBHSCS	13FA3309
3	1/4-20 ECONOMY T-NUT	10FA3121

10HI8352

90° RIGHT-HAND PIVOT BRACKET


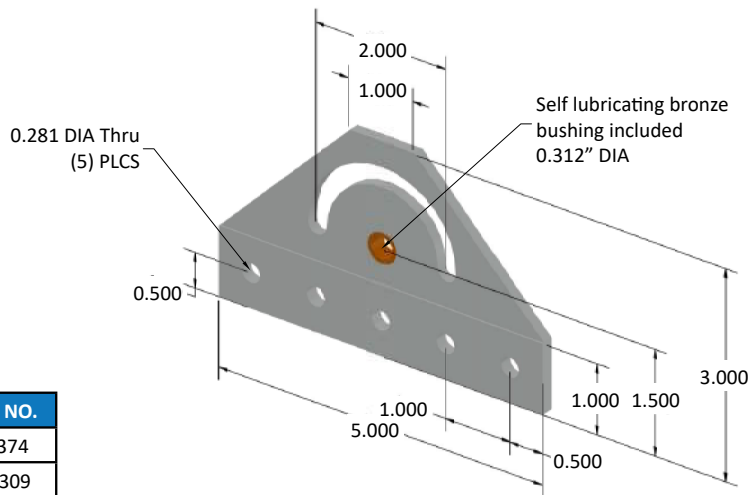


RECOMMENDED HARDWARE

QTY	DESCRIPTION	PART NO.
1	"L" HANDLE HINGE KIT	10HI8374
3	1/4-20 x 1/2 FBHSCS	13FA3309
3	1/4-20 ECONOMY T-NUT	10FA3121

10HI8350

180° PIVOT BRACKET



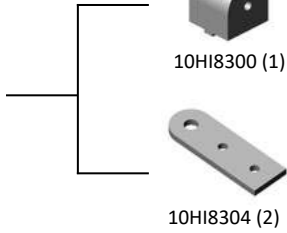
RECOMMENDED HARDWARE

QTY	DESCRIPTION	PART NO.
1	"L" HANDLE HINGE KIT	10HI8374
5	1/4-20 x 1/2 FBHSCS	13FA3309
5	1/4-20 ECONOMY T-NUT	10FA3121

10 SERIES HINGES

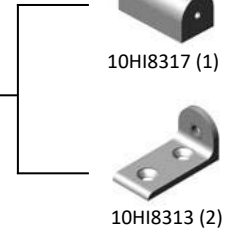
Living Pivot Hinge Assemblies

10HI8321* 0° LIVING HINGE

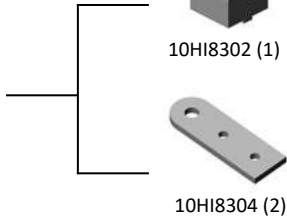


*Non-stock items - Please call for availability

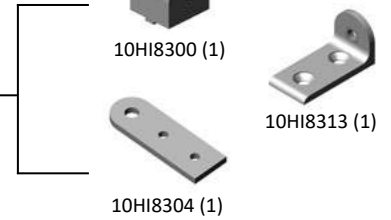
10HI8325* 2" UNIVERSAL LIVING HINGE W/ L-BRACKET



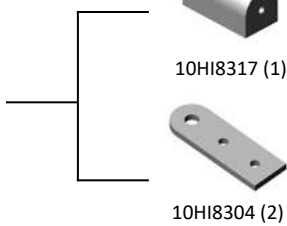
10HI8339* 0° LIVING HINGE



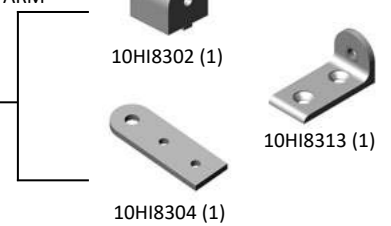
10HI8326* 0° LIVING HINGE W/ L-BRACKET & ARM



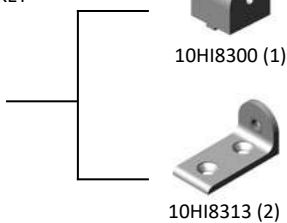
10HI8322* 2" UNIVERSAL LIVING HINGE



10HI8327* 90° LIVING HINGE W/ L-BRACKET & ARM



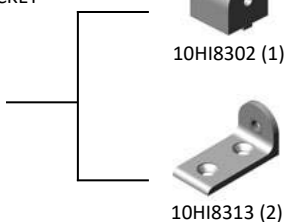
10HI8323* 0° LIVING HINGE W/ L-BRACKET



10HI8328* 2" LIVING HINGE W/ L-BRACKET & ARM



10HI8324* 90° LIVING HINGE W/ L-BRACKET

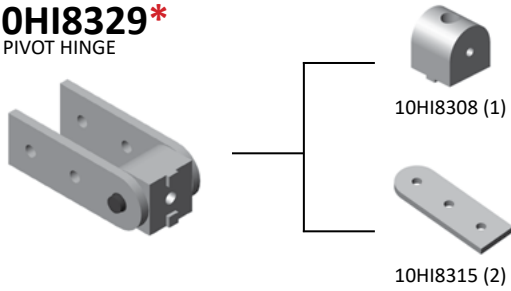


• Hardware included for mounting pivot nub to extrusion and arms

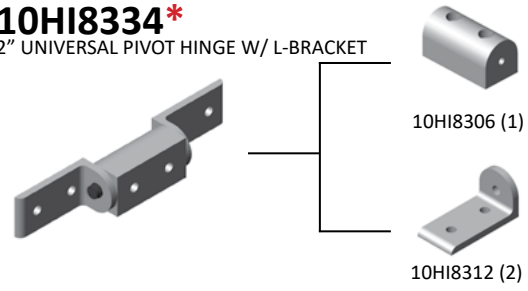
Pivot Hinge Assemblies

*Non-stock items - Please call for availability


10HI8329*
0° PIVOT HINGE



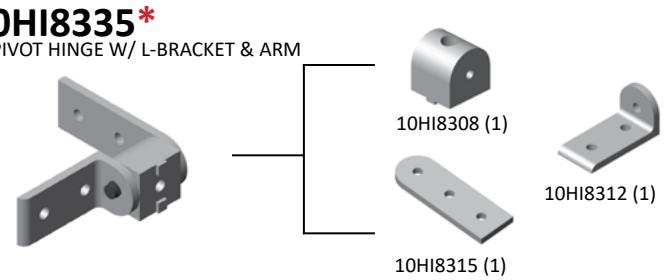
10HI8334*
2" UNIVERSAL PIVOT HINGE W/ L-BRACKET



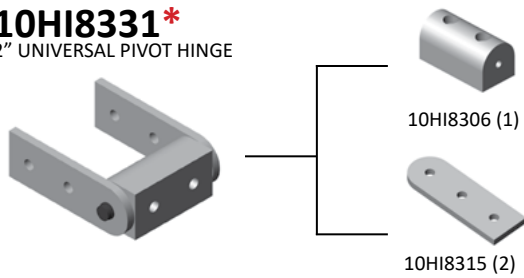
10HI8330*
90° PIVOT HINGE



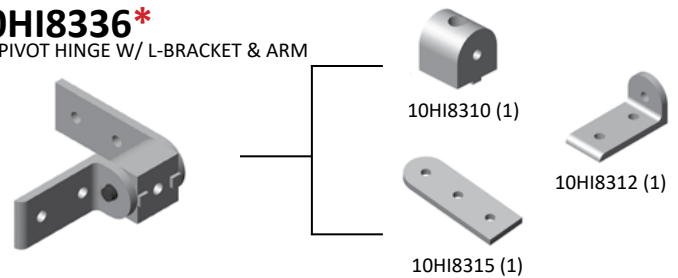
10HI8335*
0° PIVOT HINGE W/ L-BRACKET & ARM



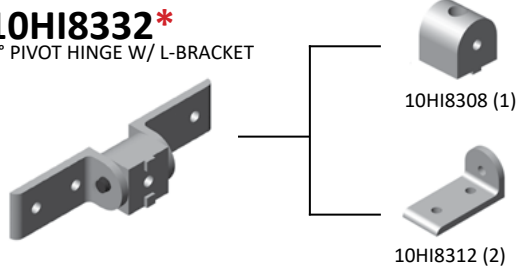
10HI8331*
2" UNIVERSAL PIVOT HINGE



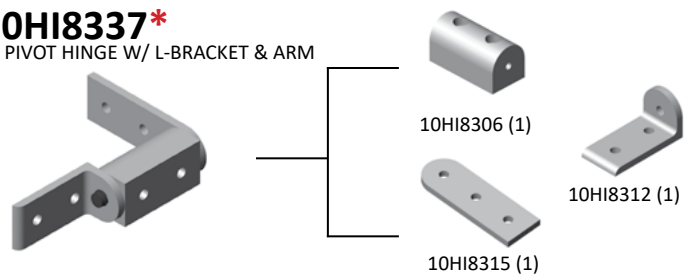
10HI8336*
90° PIVOT HINGE W/ L-BRACKET & ARM



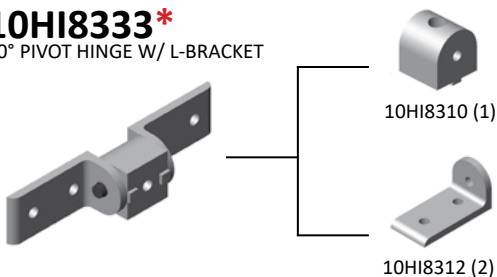
10HI8332*
0° PIVOT HINGE W/ L-BRACKET



10HI8337*
2" PIVOT HINGE W/ L-BRACKET & ARM



10HI8333*
90° PIVOT HINGE W/ L-BRACKET



• Hardware included for mounting pivot nub to extrusion and arms

RECOMMENDED HARDWARE FOR ARMS

QTY	DESCRIPTION	PART NO.
2	1/4-20 x 1/2 FBHSCS	13FA3300
2	1/4-20 ECONOMY T-NUT	10FA3121



RECOMMENDED HARDWARE FOR L-BRACKETS

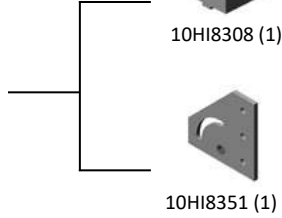
QTY	DESCRIPTION	PART NO.
2	1/4-20 x 1/2 FHSCS	13FA3110
1	1/4-20 DOUBLE T-NUT	10FA3122

10 SERIES HINGES

Living Pivot Hinge Assemblies

10HI8353*

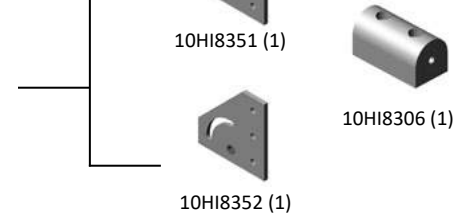
1.0" LEFT-HAND 90° PIVOT HINGE WITH HANDLE



*Non-stock items - Please call for availability

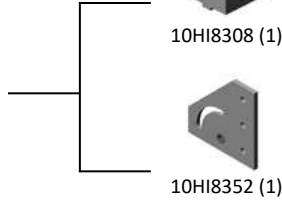
10HI8363*

1.0" 90° PIVOT HINGE WITH HANDLE



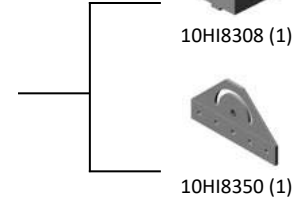
10HI8355*

1.0" RIGHT-HAND 90° PIVOT HINGE WITH HANDLE



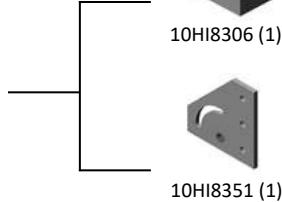
10HI8365*

1.0" 180° PIVOT HINGE WITH HANDLE



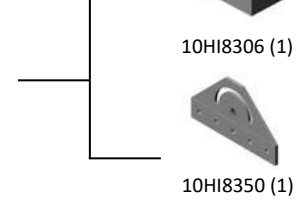
10HI8357*

2.0" LEFT-HAND 90° PIVOT HINGE WITH HANDLE



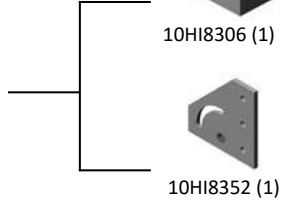
10HI8367*

2.0" 180° PIVOT HINGE WITH HANDLE



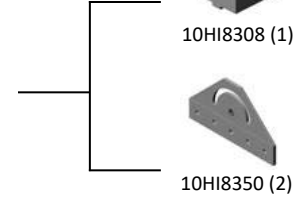
10HI8359*

2.0" RIGHT-HAND 90° PIVOT HINGE WITH HANDLE



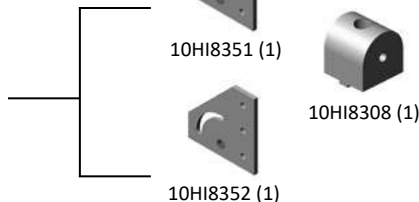
10HI8370*

1.0" 180° PIVOT HINGE WITH HANDLE



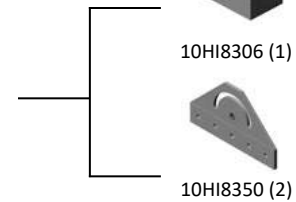
10HI8361*

1.0" 90° PIVOT HINGE WITH HANDLE



10HI8372*

2.0" 180° PIVOT HINGE WITH HANDLE



• Hardware included for mounting pivot nub to extrusion and arms

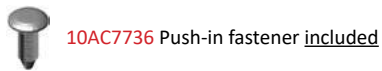
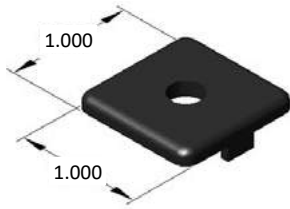
RECOMMENDED HARDWARE

DESCRIPTION	PART NO.	Qty		Qty	
		10HI8353-10HI8359	10HI8361-10HI8369	10HI8365-10HI8367	10HI8370-10HI8372
1/4-20 x 1/2 BHSCS	13FA3309	3	6	5	10
1/4-20 ECONOMY T-NUT	10FA3121	3	6	5	10

10 SERIES ACCESSORIES

10AC7730

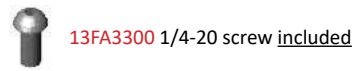

1.0" X 1.0" ENDCAP FOR EX & QE PROFILES



10AC7630

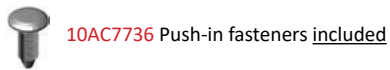
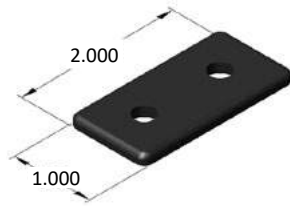
1.0" X 1.0" HEAVY DUTY ENDCAP FOR EX & QE PROFILES

- 1/4-20 extrusion end tap required!



10AC7732

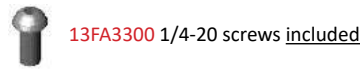
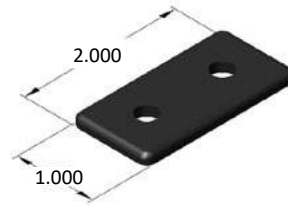
1.0" X 2.0" ENDCAP FOR EX & QE PROFILES



10AC7632

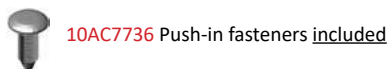

1.0" X 2.0" HEAVY DUTY ENDCAP FOR EX & QE PROFILES

- 1/4-20 extrusion end tap required!



10AC7734

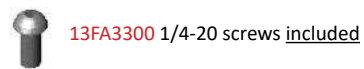

2.0" X 2.0" ENDCAP FOR EX & QE PROFILES



10AC7634

2.0" X 2.0" HEAVY DUTY ENDCAP FOR EX & QE PROFILES

- 1/4-20 extrusion end tap required!



10AC7750


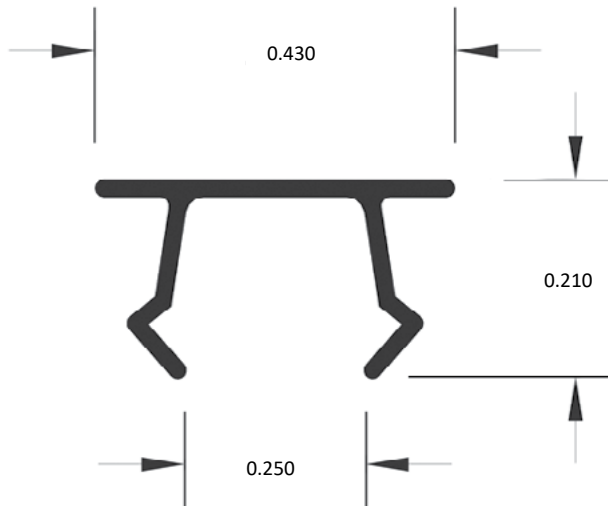
YELLOW T-SLOT COVER

10AC7751

BLACK T-SLOT COVER

10AC7753

GRAY T-SLOT COVER

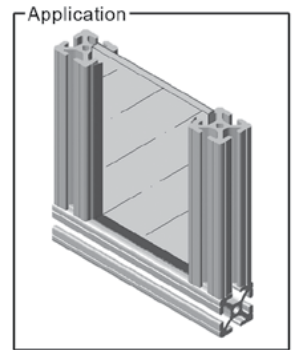
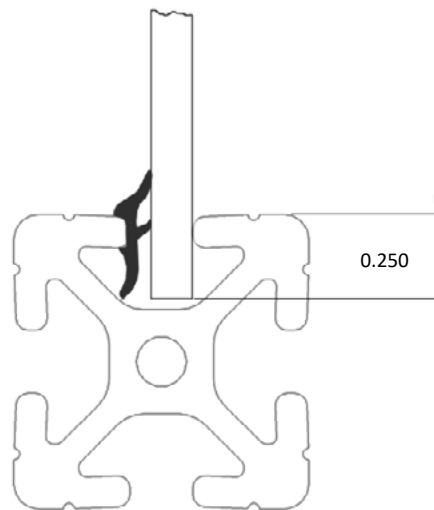



STOCK LENGTH = 72.0"

- Presses easily into t-slot
- Keeps t-slots covered and clean
- Provides a clean, finished look to any project

10AC7800

RUBBER PANEL GASKET

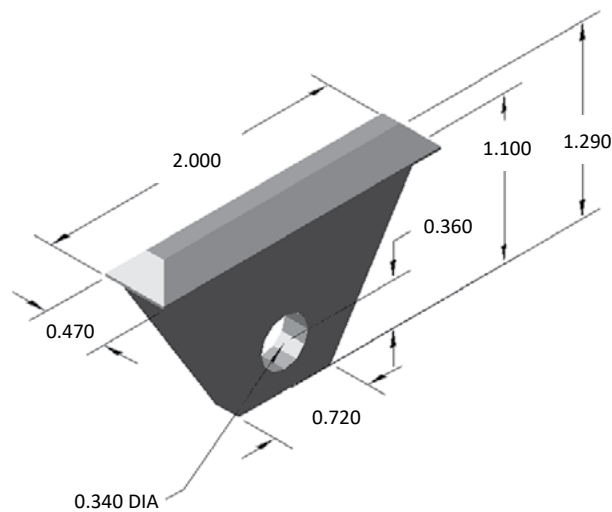


SOLD BY THE FOOT

- Holds panels tight
- Eliminates rattling
- Inserts after panel is installed
- Black silicone rubber material

10AC7760

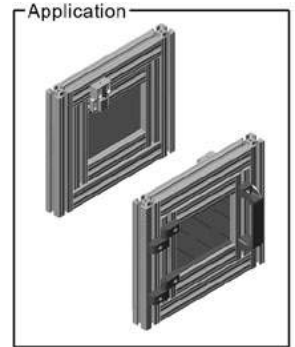
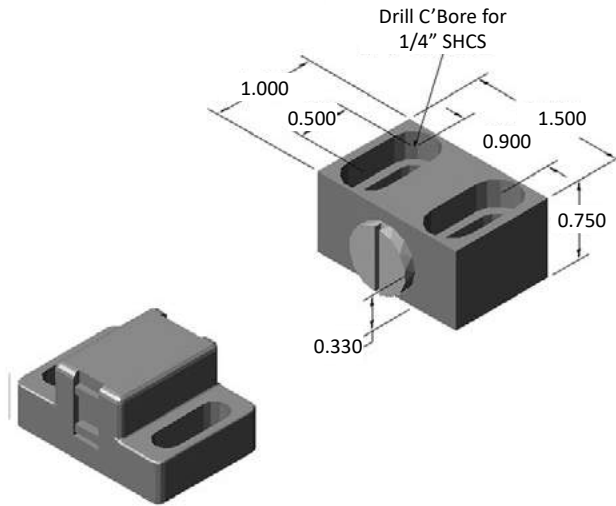
TOOL HANGER



- 75 lb capacity
- Great for air tools/cable reels
- High strength black nylon

10AC7976

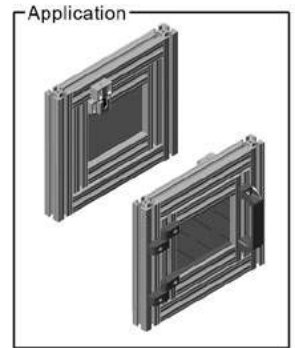
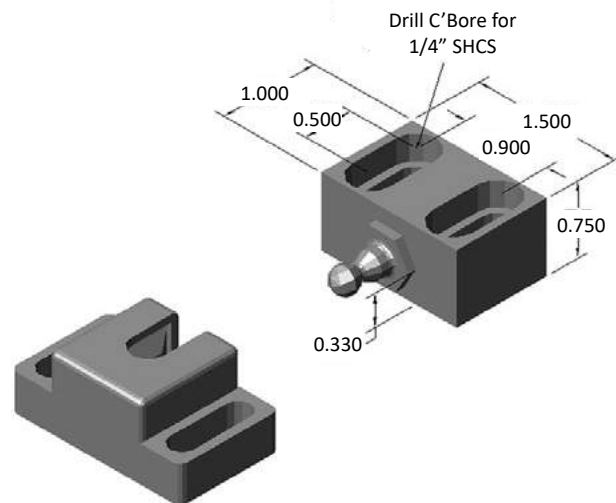
MAGNETIC CATCH W/ BRACKET



- Mounting hardware included
- Aluminum block w/ plastic catch

10AC7980


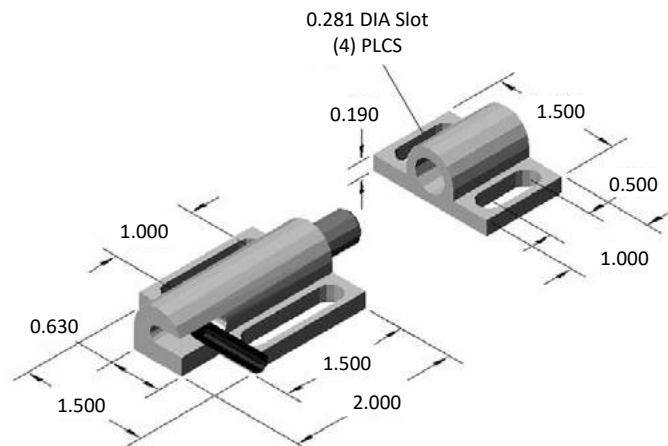
BALL LATCH CATCH W/ BRACKET



- Mounting hardware included
- Aluminum block w/ plastic catch

10AC7762

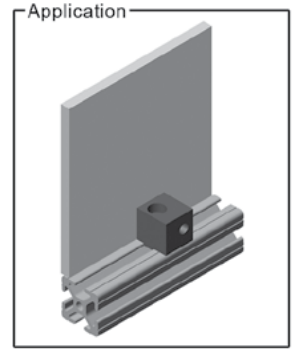
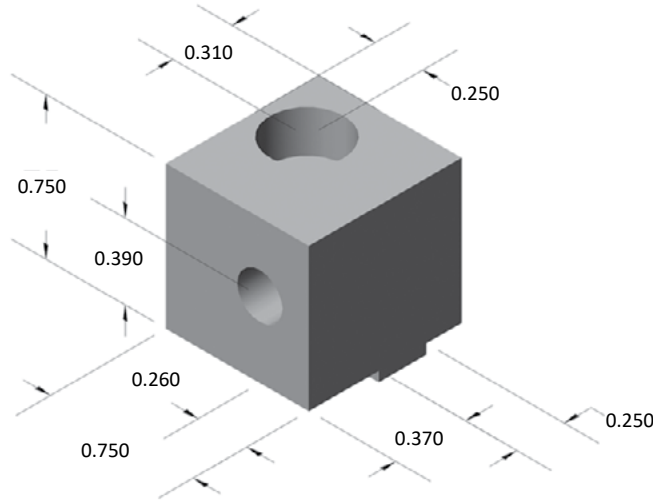
DEADBOLT LATCH - SIDE RELEASE



- Hardware included
- Spring loaded
- Aluminum construction

10AC7807* (non-stock)

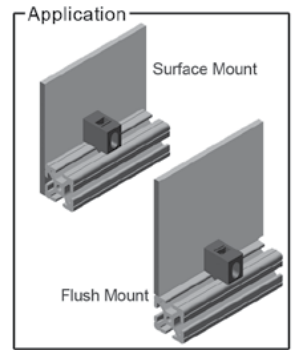
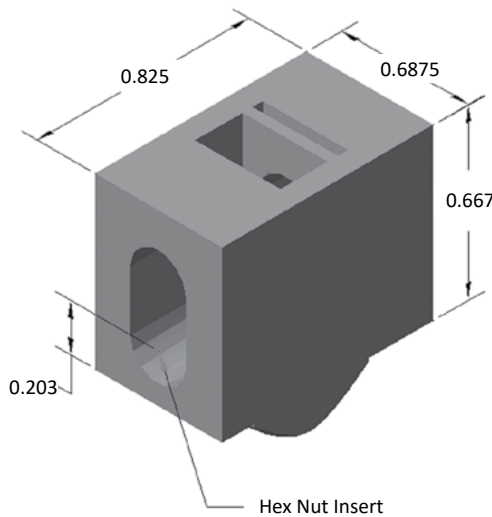
ALUMINUM PANEL MOUNT BLOCK



- Hardware included
- Aluminum construction

10AC7820

1/4 TURN PANEL MOUNT BLOCK
(1/4-20 HARDWARE)



To calculate panel size, subtract 0.13" from your inside width and inside length.

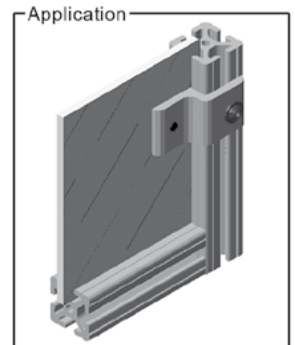
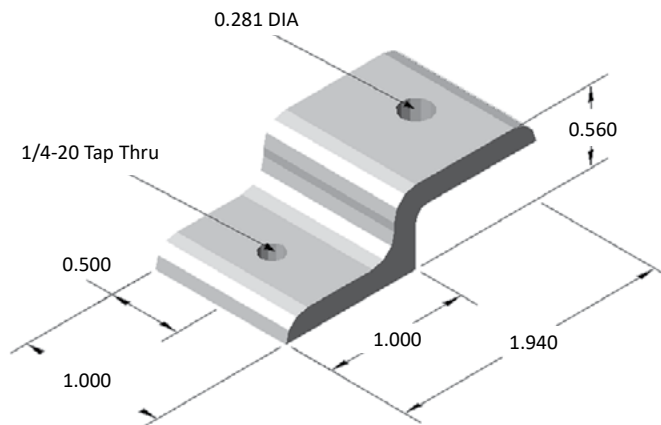
- Bolt kit included for panel mounting
- Black high strength nylon material
- Surface or flush mount option

10AC7810

1.0" PANEL RETAINER



Place panel retainers around the perimeter of the frame every 24" to properly secure the panel.



RECOMMENDED HARDWARE

QTY	DESCRIPTION	PART NO.
2	1/4-20 x 1/2 FBHSCS	13FA3309
1	1/4-20 ECONOMY T-NUT	10FA3121

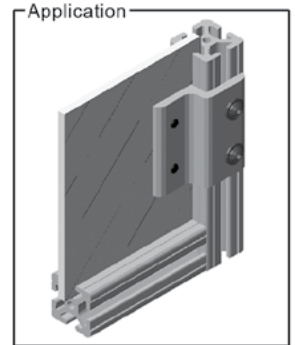
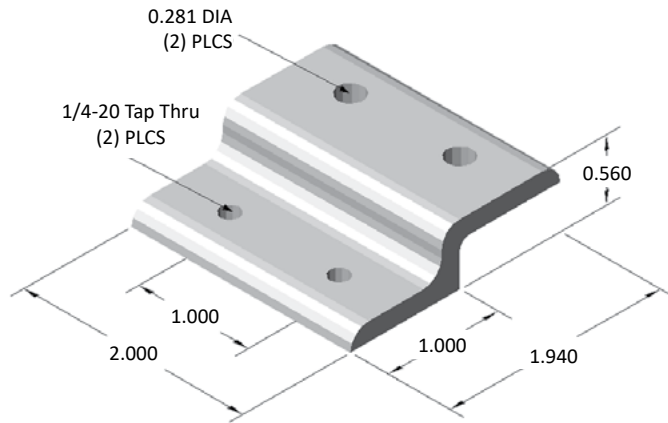
10 SERIES ACCESSORIES

10AC7814* (non-stock)

2.0" PANEL RETAINER



Place panel retainers around the perimeter of the frame every 24" to properly secure the panel.




RECOMMENDED HARDWARE

QTY	DESCRIPTION	PART NO.
4	1/4-20 x 1/2 FBHSCS	13FA3309
1	1/4-20 ECONOMY T-NUT	10FA3121

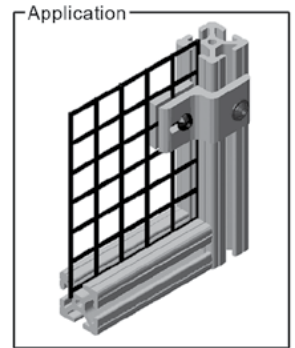
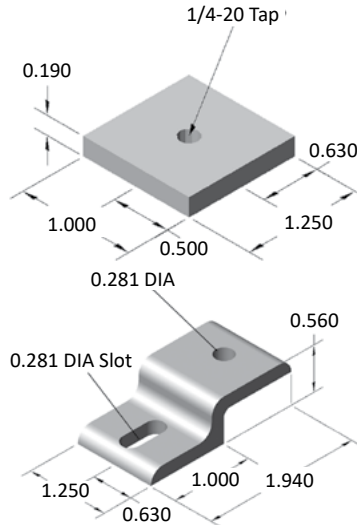
10AC7806

1.0" MESH RETAINER



Place mesh retainers around the perimeter of the frame every 24" to properly secure the panel.

Component Dimensions:




RECOMMENDED HARDWARE

QTY	DESCRIPTION	PART NO.
1	1/4-20 x 1/2 FBHSCS	13FA3309
1	1/4-20 ECONOMY T-NUT	10FA3121

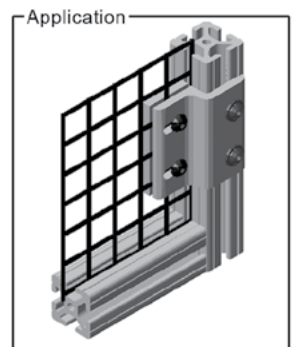
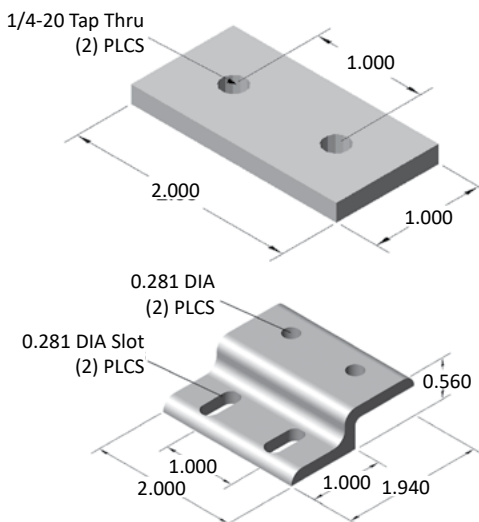
10AC7817* (non-stock)

2.0" MESH RETAINER



Place mesh retainers around the perimeter of the frame every 24" to properly secure the panel.

Component Dimensions:



RECOMMENDED HARDWARE

QTY	DESCRIPTION	PART NO.
2	1/4-20 x 1/2 FBHSCS	13FA3309
1	1/4-20 ECONOMY T-NUT	10FA3121

10AC7950

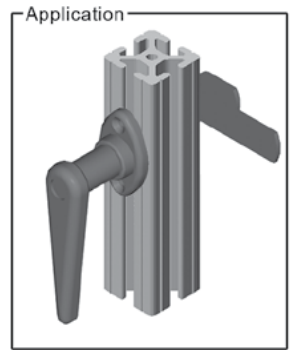
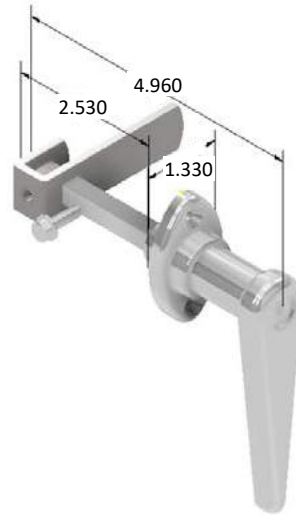
LOCKING DOOR HANDLE - CHROME
360° ROTATION

10AC7955

LOCKING DOOR HANDLE - BLACK
360° ROTATION

10AC7953* (non-stock)

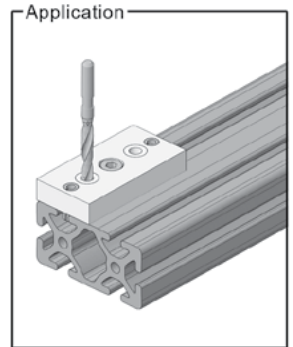
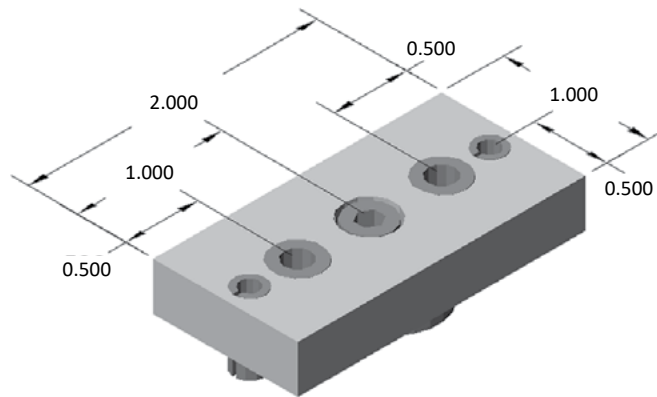
NON-LOCKING DOOR HANDLE - CHROME
360° ROTATION



- Hardware included
- Requires door latch machining service - [10MA9072](#)

10AC7401

1.0" x 2.0" ACCESS HOLE JIG



SECTION 17

10 SERIES FLOOR TO FRAME



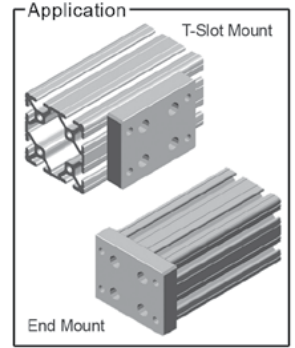
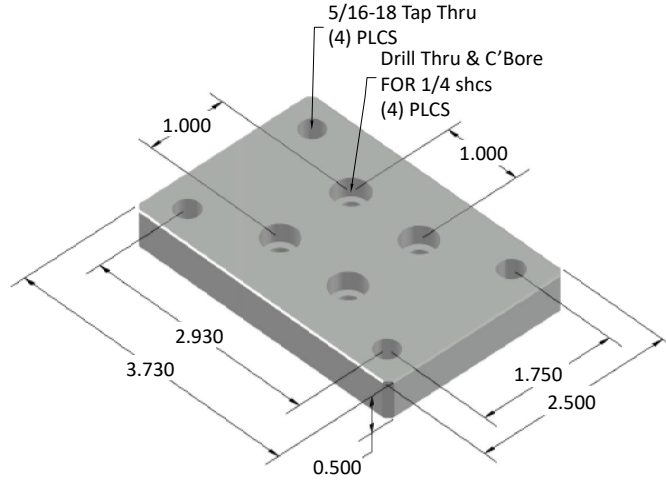
10 SERIES FLOOR TO FRAME

10BP2588

FLANGE MOUNT CASTER BASE PLATE



Use 10FA3122 for FAST assembly



- Mounts on the extrusion end or side
- End mount requires tapping service

RECOMMENDED HARDWARE: T-SLOT MOUNT

QTY	DESCRIPTION	PART NO.
4	1/4-20 x 1/2 SHCS	13FA3303
4	1/4-20 ECONOMY T-NUT	10FA3121

RECOMMENDED HARDWARE: END MOUNT

QTY	DESCRIPTION	PART NO.
4	1/4-20 x 3/4 SHCS	13FA3305

RECOMMENDED CASTERS

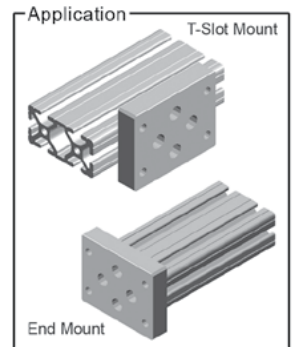
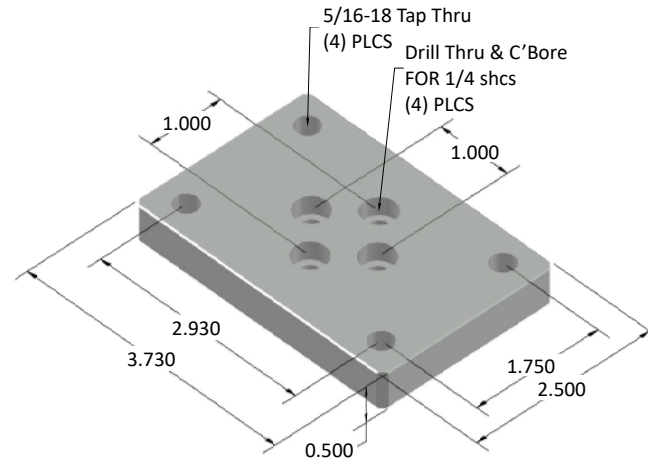
PAGE	DESCRIPTION	PART NO.
130	4" SWIVEL CASTER W/ BRAKE	13CA8102
130	4" RIGID CASTER	13CA8103
131	5" SWIVEL CASTER W/ BRAKE	13CA8108
131	5" RIGID CASTER	13CA8110
131	3.5" SWIVEL CASTER W/ BRAKE	13CA8113
131	3.5" RIGID CASTER	13CA8114
130	5" RIGID CASTER	13CA8115
130	5" SWIVEL CASTER W/ BRAKE	13CA8116

10BP2589

FLANGE MOUNT CASTER BASE PLATE



Use 10FA3122 for FAST assembly



- Mounts on the extrusion end or side
- End mount requires tapping service

RECOMMENDED HARDWARE: T-SLOT MOUNT

QTY	DESCRIPTION	PART NO.
4	1/4-20 x 1/2 SHCS	13FA3303
4	1/4-20 ECONOMY T-NUT	10FA3121

RECOMMENDED HARDWARE: END MOUNT

QTY	DESCRIPTION	PART NO.
4	1/4-20 x 3/4 SHCS	13FA3305

RECOMMENDED CASTERS


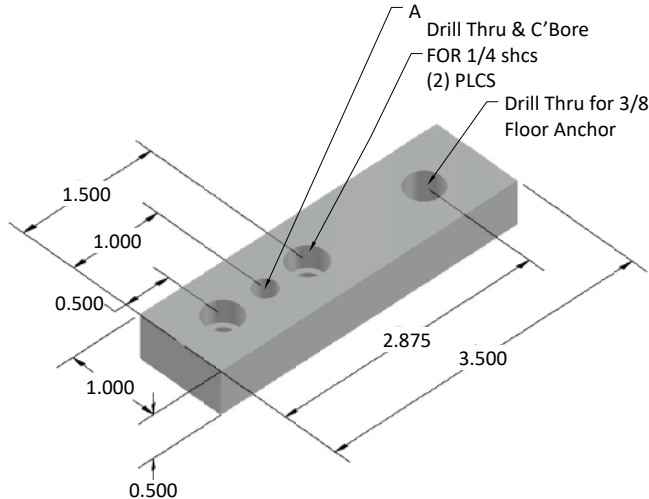
PAGE	DESCRIPTION	PART NO.
130	4" SWIVEL CASTER W/ BRAKE	13CA8102
130	4" RIGID CASTER	13CA8103
131	5" SWIVEL CASTER W/ BRAKE	13CA8108
131	5" RIGID CASTER	13CA8110
131	3.5" SWIVEL CASTER W/ BRAKE	13CA8113
131	3.5" RIGID CASTER	13CA8114
130	5" RIGID CASTER	13CA8115
130	5" SWIVEL CASTER W/ BRAKE	13CA8116

10BP2575* (non-stock)

1.0" x 3.0" FLOOR ANCHORING BASE PLATE
 'A' TAP THRU = 1/4-20

10BP2576* (non-stock)

1.0" x 3.0" FLOOR ANCHORING BASE PLATE
 'A' TAP THRU = 3/8-16



- Mounts on the extrusion end or side
- End mount requires tapping service

RECOMMENDED HARDWARE: T-SLOT MOUNT

QTY	DESCRIPTION	PART NO.
4	1/4-20 x 1/2 SHCS	13FA3303
4	1/4-20 ECONOMY T-NUT	10FA3121

RECOMMENDED HARDWARE: END MOUNT


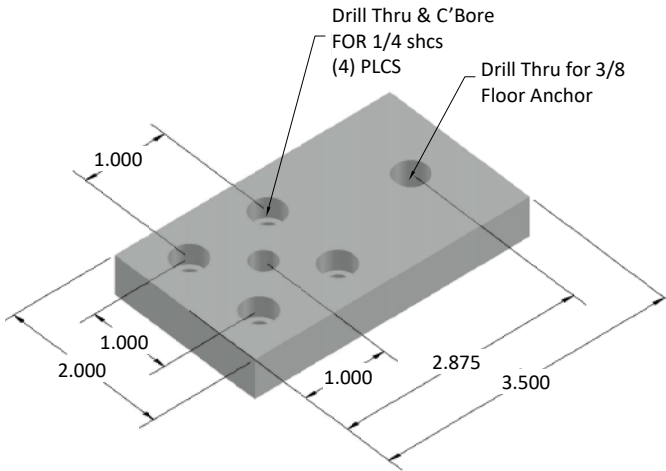
QTY	DESCRIPTION	PART NO.
4	1/4-20 x 3/4 SHCS	13FA3305

10BP2577* (non-stock)

2.0" x 2.0" FLOOR ANCHORING BASE PLATE
 'A' TAP THRU = 3/8-16

10BP2578* (non-stock)

2.0" x 2.0" FLOOR ANCHORING BASE PLATE
 'A' TAP THRU = 1/2-13



- Mounts on the extrusion end or side
- End mount requires tapping service

RECOMMENDED HARDWARE: T-SLOT MOUNT

QTY	DESCRIPTION	PART NO.
4	1/4-20 x 1/2 SHCS	13FA3303
4	1/4-20 ECONOMY T-NUT	10FA3121

RECOMMENDED HARDWARE: END MOUNT

QTY	DESCRIPTION	PART NO.
4	1/4-20 x 3/4 SHCS	13FA3305

10 SERIES FLOOR TO FRAME

10BP2564* (non-stock)

1.0" x 2.0" BASE PLATE
'A' TAP THRU = 1/4-20

10BP2565


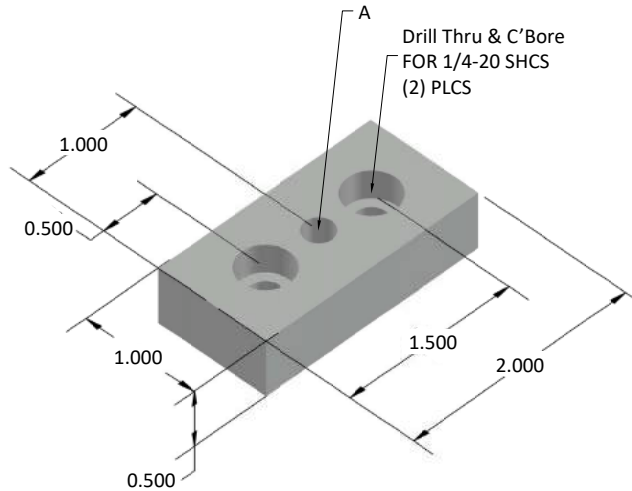
1.0" x 2.0" BASE PLATE
'A' TAP THRU = 3/8-16

10BP2566* (non-stock)

1.0" x 2.0" BASE PLATE
'A' TAP THRU = 7/16-14

10BP2567* (non-stock)

1.0" x 2.0" BASE PLATE
'A' TAP THRU = 1/2-13



- Mounts on the extrusion end or side
- End mount requires tapping service

RECOMMENDED HARDWARE: T-SLOT MOUNT

QTY	DESCRIPTION	PART NO.
2	1/4-20 x 1/2 SHCS	13FA3303
2	1/4-20 ECONOMY T-NUT	10FA3121

RECOMMENDED HARDWARE: END MOUNT

QTY	DESCRIPTION	PART NO.
2	1/4-20 x 3/4 SHCS	13FA3305

10BP2568

2.0" x 2.0" BASE PLATE
'A' TAP THRU = 3/8-16

10BP2569* (non-stock)


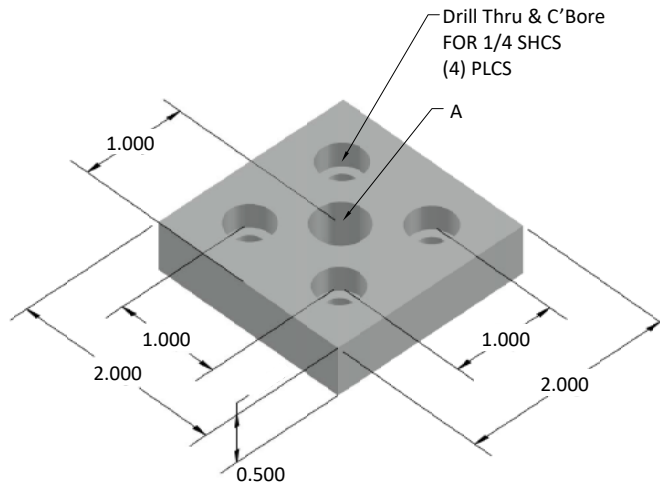
2.0" x 2.0" BASE PLATE
'A' TAP THRU = 7/16-14

10BP2560

2.0" x 2.0" BASE PLATE
'A' TAP THRU = 1/2-13

10BP2579* (non-stock)

2.0" x 2.0" BASE PLATE
'A' TAP THRU = 3/4-10



- Mounts on the extrusion end or side
- End mount requires tapping service

RECOMMENDED HARDWARE: T-SLOT MOUNT

QTY	DESCRIPTION	PART NO.
4	1/4-20 x 1/2 SHCS	13FA3303
4	1/4-20 ECONOMY T-NUT	10FA3121

RECOMMENDED HARDWARE: END MOUNT

QTY	DESCRIPTION	PART NO.
4	1/4-20 x 3/4 SHCS	13FA3305

10BP2570* (non-stock)

CORNER BASE PLATE
'A' TAP THRU = 3/8-16

10BP2572* (non-stock)

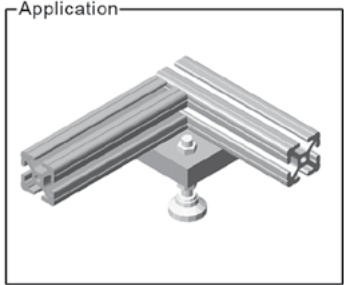
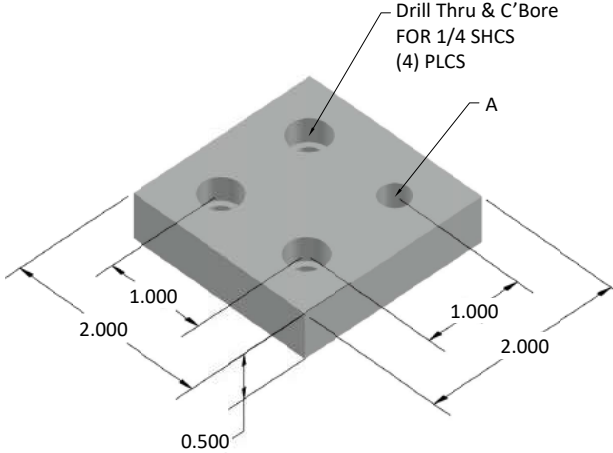
CORNER BASE PLATE
'A' TAP THRU = 7/16-14

10BP2571* (non-stock)

CORNER BASE PLATE
'A' TAP THRU = 1/2-13

10BP2573* (non-stock)

CORNER BASE PLATE
'A' TAP THRU = 3/4-10



RECOMMENDED HARDWARE: T-SLOT MOUNT

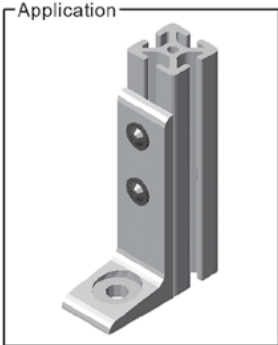
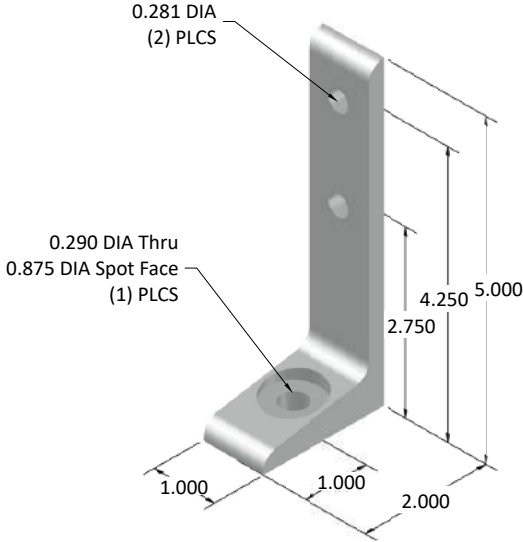
QTY	DESCRIPTION	PART NO.
3	1/4-20 x 1/2 SHCS	13FA3303
3	1/4-20 ECONOMY T-NUT	10FA3121

RECOMMENDED HARDWARE: END MOUNT

QTY	DESCRIPTION	PART NO.
3	1/4-20 x 3/4 SHCS	13FA3305

10FF5611

1.0" FLOOR MOUNT FOOT



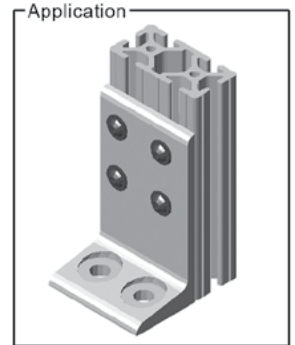
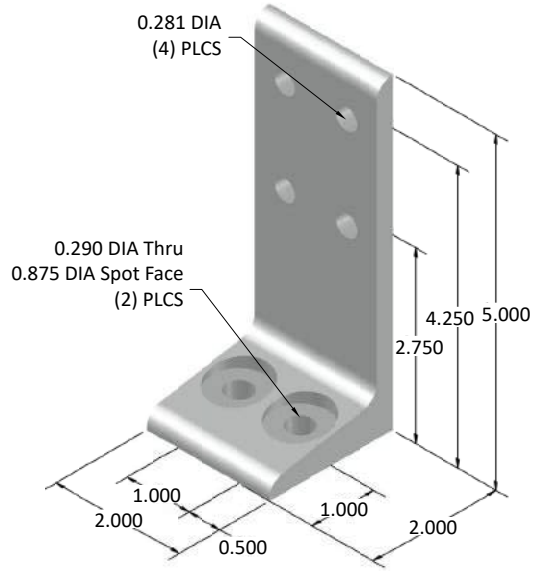
RECOMMENDED HARDWARE

QTY	DESCRIPTION	PART NO.
2	1/4-20 x 1/2 FBHSCS	13FA3309
2	1/4-20 ECONOMY T-NUT	10FA3121

10 SERIES FLOOR TO FRAME

10FF5612

2.0" FLOOR MOUNT FOOT

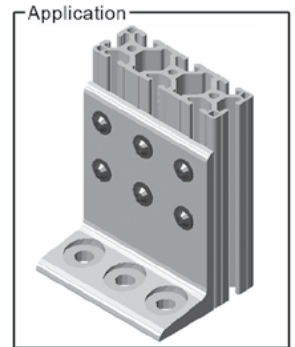
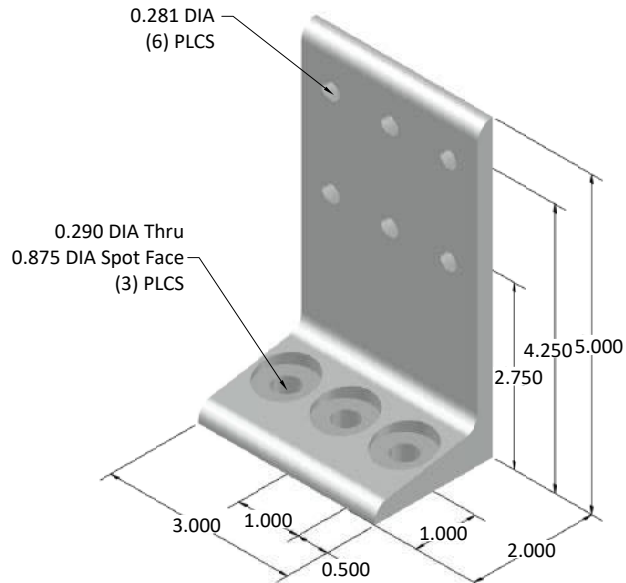


RECOMMENDED HARDWARE

QTY	DESCRIPTION	PART NO.
4	1/4-20 x 1/2 FBHSCS	13FA3309
4	1/4-20 ECONOMY T-NUT	10FA3121

10FF5613* (non-stock)

3.0" FLOOR MOUNT FOOT


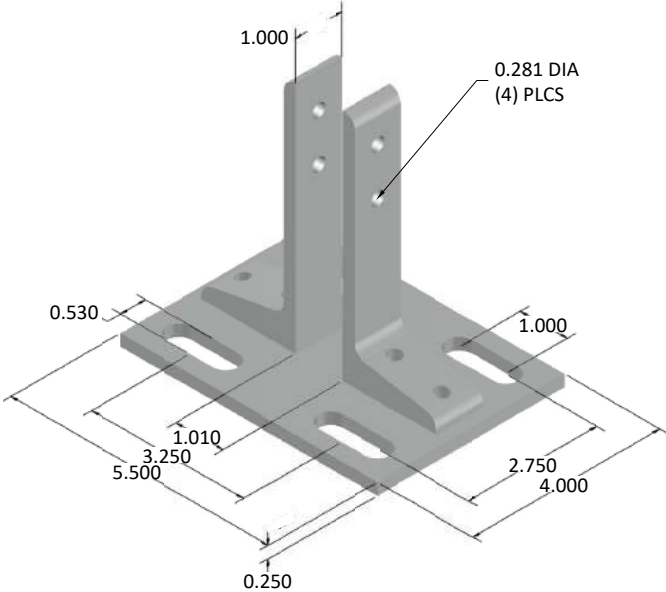


RECOMMENDED HARDWARE

QTY	DESCRIPTION	PART NO.
6	1/4-20 x 1/2 FBHSCS	13FA3309
6	1/4-20 ECONOMY T-NUT	10FA3121

10FF5820* (non-stock)

1.0" x 1.0" DELUXE FLOOR MOUNT BASE PLATE




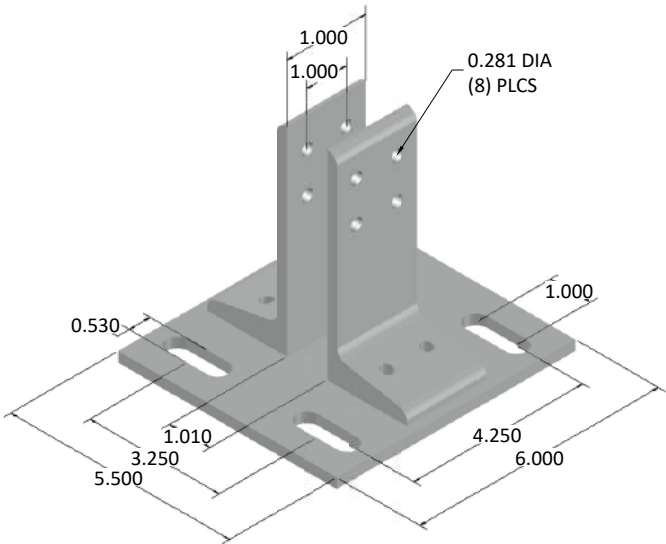
- Provides greater stability
- Securely mounts frame to the floor
- Base plate slots provide easy adjustment

RECOMMENDED HARDWARE

QTY	DESCRIPTION	PART NO.
4	1/4-20 x 1/2 FBHSCS	13FA3309
2	1/4-20 DOUBLE T-NUT	10FA3122

10FF5821* (non-stock)

1.0" x 2.0" DELUXE FLOOR MOUNT BASE PLATE




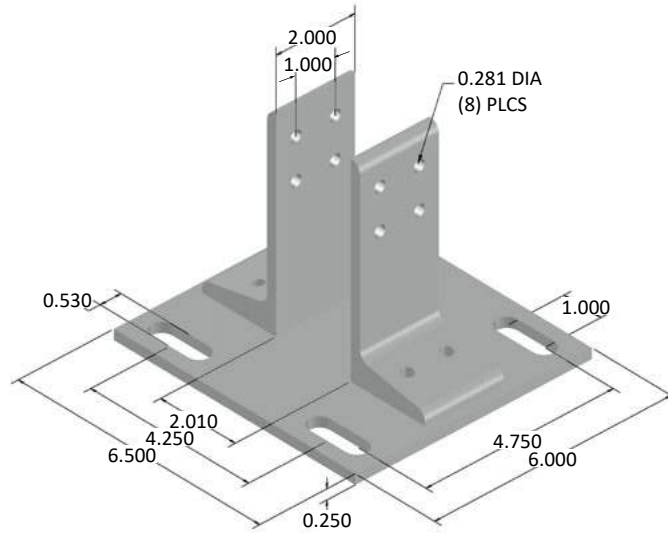
- Provides greater stability
- Securely mounts frame to the floor
- Base plate slots provide easy adjustment

RECOMMENDED HARDWARE

QTY	DESCRIPTION	PART NO.
8	1/4-20 x 1/2 FBHSCS	13FA3309
4	1/4-20 DOUBLE T-NUT	10FA3122

10FF5823

2.0" x 2.0" DELUXE FLOOR MOUNT BASE PLATE




- Provides greater stability
- Securely mounts frame to the floor
- Base plate slots provide easy adjustment

RECOMMENDED HARDWARE

QTY	DESCRIPTION	PART NO.
8	1/4-20 x 1/2 FBHSCS	13FA3309
4	1/4-20 DOUBLE T-NUT	10FA3122

SECTION 18

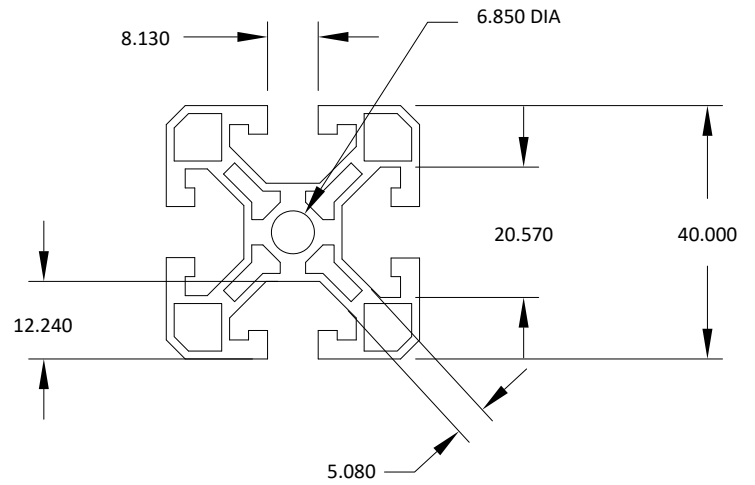
40 SERIES EXTRUSION



40QE4040L

40MM X 40MM ULTRA-T-SLOTTED ALUMINUM EXTRUSION

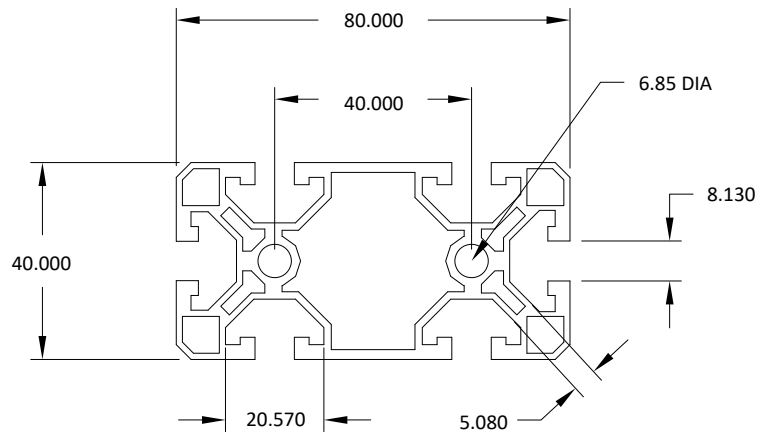

40QE4040UL T-SLOTTED EXTRUSION	
MATERIAL	6063-T6
FINISH	CLEAR ANODIZE
WEIGHT PER FOOT	1.002 LBS
STOCK LENGTHS	145" +/- .125
MOMENT OF INERTIA	$I_x = .2257^{in^4}$
	$I_y = .2257^{in^4}$
ESTIMATED AREA	1.024 SQ. IN.



40QE4080L


40MM X 80MM ULTRA-LITE T-SLOTTED ALUMINUM EXTRUSION

40QE4080UL T-SLOTTED EXTRUSION	
MATERIAL	6063-T6
FINISH	CLEAR ANODIZE
WEIGHT PER FOOT	1.580 LBS
STOCK LENGTHS	145" +/- .125
MOMENT OF INERTIA	$I_x = 1.7272^{in^4}$
	$I_y = 0.4511^{in^4}$
ESTIMATED AREA	1.942 SQ. IN.



SECTION 19

40 SERIES MACHINING



Extrusion Cut-to-Length Service

Faztek can accurately cut your extrusions to the length you need. Ordering is simple - just specify the type, quantity and length of the extrusions you require.

Advantages:

- High-precision equipment
- Tolerance of +/- .015"
- Squareness = .002" per inch

Service No.	Description
15MA9006	CUT SERVICE FOR 40MM x 40MM EXTRUSIONS
15MA9007	CUT SERVICE FOR 40MM x 80MM EXTRUSIONS



Extrusion End Tap Service

Tapping the end of extrusions adds flexibility to your project. Attach casters, leveling feet, end fasteners, plates and much more quickly and easily with minimal hardware.

Tap services are per end of extrusion


Service No.	Description
5/16-18 SIZE TAP SERVICES	
15MA9050	TAP FOR 40MM x 40MM PROFILES
15MA9051	TAP FOR 40MM x 80MM PROFILES
M8 X 1.25 SIZE TAP SERVICES	
15MA9056	TAP FOR 40MM x 40MM PROFILES
15MA9057	TAP FOR 40MM x 80MM PROFILES



Anchor Fastener Counterbore Service

Anchor Fasteners provide a strong and adjustable connection method for aluminum extrusions. Butt fasteners are similar, using the same service but connect two extrusions together to extend the length.

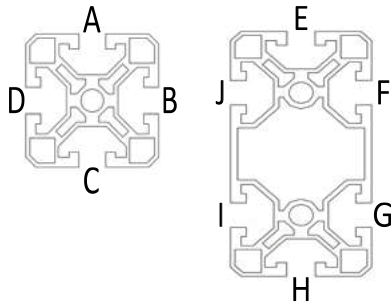
- Very strong connection method
- Tolerance on counterbores is +/- .015"
- Clean, flush appearance



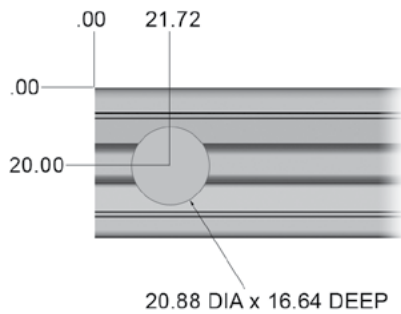
Service No.	Description
15MA9071	ANCHOR FASTENER COUNTERBORE SERVICE

See page 223 for fastener information

Service Locations - Please specify when ordering



Counterbore Detail



For use with:



Anchor Fasteners

*Counterbore service is per location.

For example, a length of 40QE4040UL extrusion with a 15MA9071 service @ location A in both ends will include two counterbores.

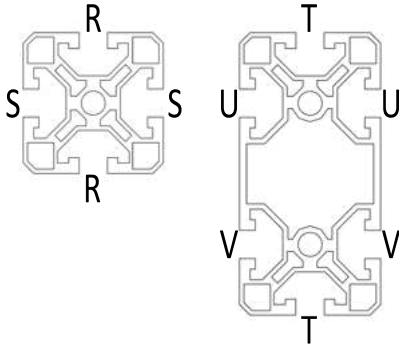
A length of 40QE4080UL with a 15MA9071 service @ location FGIJ in both ends will include eight counterbores.

Access Hole Drilling Service

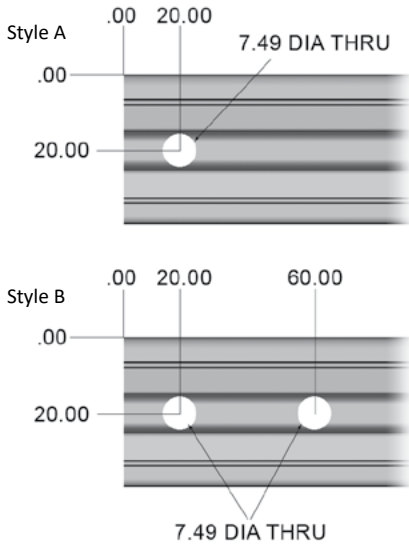
Access holes are required to allow a tool to enter through an extrusion when using end fasteners. This method of connecting extrusions offers a clean, hidden look.

Service No.	Description
15MA9060	ACCESS HOLE SERVICE (.295 DIA) - STANDARD
15MA9061	ACCESS HOLE SERVICE (.060 - .294 DIA)
15MA9073	ACCESS HOLE SERVICE (.296 - .500 DIA)


Service Locations - Please specify when ordering



Access Hole Detail



For use with:



End Fasteners

*Access hole service is per location.

Style A example: A length of 40QE4040UL extrusion with a 15MA9060 service in location R @ 'Style A' in both ends will include two access holes.

Open example: A length of 40QE4080UL with a 15MA9060 service in location U @ .75, 5.00, and V @ 1.75, 9.50 in both ends will include eight access holes.

Miter Cut Service

Miter cuts provide extra strength for heavy-duty applications, or as a reinforcement to other connection methods. All 40 Series extrusions can be cut from 30° to 90°.

- Service is per end
- When ordering extrusions with miter cuts, please submit a drawing for quick, accurate processing.

Service No.	Description
15MA9065	MITER CUT FOR 40MM x 40MM EXTRUSIONS
15MA9066	MITER CUT FOR 40MM x 80MM EXTRUSIONS

Miter Cut Service - With Counterbores

Extrusions with miter cuts and counterbores provide a complete method of connecting two extrusions. All 40 Series extrusions can be cut with counterbores from 40° to 50°.


- Service is per end
- Maximum length = 48.0"
- When ordering extrusions with miter cuts, please submit a drawing to ensure quick, accurate processing.

Service No.	Description
15MA9068	MITER CUT/C-BORE FOR 40MM x 40MM EXTRUSIONS
15MA9069	MITER CUT/C-BORE FOR 40MM x 80MM EXTRUSIONS



SECTION 20

40 SERIES FASTENERS



T-Nut Overview

No matter what the size or scope of your project, T-Nuts will most likely be used for at least one function to complete the assembly. The following overview explains the features and benefits of each type of T-Nut.



Economy

- Cost-effective
- High Strength
- Inserted from end of extrusion



Drop-In

- High Strength
- Easy to add anywhere along the slot
- Flexible handle to assist assembly and to act as a friction point
- Extra thread engagement



Double Economy

- Cost-effective
- High Strength
- Fast assembly for brackets
- Can be rolled into slot



Drop-In w/ Alignment Ball

- High Strength
- Easy to add anywhere along the slot
- Spring-loaded ball creates snug fit and allows easy positioning




Triple Economy

- Cost-effective
- High Strength
- Fast assembly for brackets
- Can be rolled into slot



Drop-In w/ Set Screw

- High Strength
- Easy to add anywhere along the slot
- Tighten set screw for accurate positioning




Standard

- Cost-effective
- High Strength
- Extra thread engagement



Drop-In w/ Spring Leaf

- High Strength
- Easy to add anywhere along the slot
- Spring leaf holds t-nut in place



Hi-Torque

- Cost-effective
- High Strength
- Maximum thread engagement



Drop-In
(Rubber Nub)

Drop-In
(Alignment Ball)

Drop-In
(Set Screw)

Drop-In
(Spring Leaf)


Standard

Economy


Hi-Torque

15/40 Series T-Nuts



Economy T-Nuts

	Part No.	Description	Thread	Material	Tap Location	Width
	15MFA3920	Economy T-Nut	M8 x 1.25	Steel	Offset	.625
	15MFA3900	Economy T-Nut	M6 x 1.00	Steel	Offset	.625

Standard T-Nuts

	Part No.	Description	Thread	Material	Tap Location	Width
	15MFA3921	Standard T-Nut	M8 x 1.25	Steel	Offset	.625
	15MFA3925	Standard T-Nut	M5 x .8	Steel	Offset	.625

Drop-In T-Nuts


 	Part No.	Description	Thread	Material	Tap Location	Width
	15MFA3922	Drop-In T-Nut	M8 x 1.25	Steel	Offset	.500
	15MFA3923	Drop-In T-Nut w/ Alignment Ball	M8 x 1.25	Steel	Offset	.500
	15MFA3802	Drop-In T-Nut w/ Alignment Ball (SS)	M8 x 1.25	Steel	Offset	.500
	15MFA3902	Drop-In T-Nut	M6 x 1.0	Steel	Offset	.500
	15MFA3928	Drop-In T-Nut w/ Alignment Ball	M6 x 1.0	Steel	Offset	.500
	15MFA3803	Drop-In T-Nut w/ Alignment Ball (SS)	M6 x 1.0	Steel	Offset	.500
	15MFA3938	Drop-In T-Nut w/ Alignment Ball	M5 x .8	Steel	Offset	.500
	15MFA3804	Drop-In T-Nut w/ Alignment Ball (SS)	M5 x .8	Steel	Offset	.500

Hi-Torque T-Nuts


	Part No.	Description	Thread	Material	Tap Location	Width
	15MFA3926	Hi-Torque T-Nut	M8 x 1.25	Steel	Centered	.705

Metric Fasteners: M8 x 1.25


Socket Head Cap Screws (SHCS)

	Part No.	Description	Material	Tool
	13MFA3649	M8 x 12 SHCS	Steel	M6 Hex
	13MFA3650	M8 x 14 SHCS	Steel	M6 Hex
	13MFA3651	M8 x 16 SHCS	Steel	M6 Hex
	13MFA3609	M8 x 20 SHCS	Steel	M6 Hex
	13MFA3652	M8 x 25 SHCS	Steel	M6 Hex
	13MFA3610	M8 x 30 SHCS	Steel	M6 Hex
	13MFA3653	M8 x 40 SHCS	Steel	M6 Hex
	13MFA3654	M8 x 50 SHCS	Steel	M6 Hex

Button Head Socket Cap Screws (BHSCS)

	Part No.	Description	Material	Tool
	13MFA3607	M8 x 12 BHSCS	Steel	M5 Hex
	13MFA3655	M8 x 14 BHSCS	Steel	M5 Hex
	13MFA3613	M8 x 16 BHSCS	Steel	M5 Hex
	13MFA3615	M8 x 20 BHSCS	Steel	M5 Hex
	13MFA3608	M8 x 25 BHSCS	Steel	M5 Hex
	13MFA3656	M8 x 40 BHSCS	Steel	M5 Hex
	13MFA3657	M8 x 50 BHSCS	Steel	M5 Hex


Carriage Bolts

	Part No.	Description	Material	Tool
	13MFA3614	M8 x 25 Carriage Bolt	Steel	N/A


40 SERIES FASTENERS

Metric Fasteners: M6 x 1.0


Button Head Socket Cap Screws (BHSCS)

	Part No.	Description	Material	Tool
	13MFA3621	M6 x 10 BHSCS	Steel	M4 Hex
	13MFA3605	M6 x 12 BHSCS	Steel	M4 Hex
	13MFA3624	M6 x 14 BHSCS	Steel	M4 Hex
	13MFA3647	M6 x 16 BHSCS	Steel	M4 Hex
	13MFA3612	M6 x 20 BHSCS	Steel	M4 Hex
	13MFA3648	M6 x 25 BHSCS	Steel	M4 Hex

Socket Head Cap Screws (SHCS)


	Part No.	Description	Material	Tool
	13MFA3600	M6 x 12 SHCS	Steel	M5 Hex
	13MFA3602	M6 x 16 SHCS	Steel	M5 Hex
	13MFA3618	M6 x 20 SHCS	Steel	M5 Hex
	13MFA3606	M6 x 22 SHCS	Steel	M5 Hex
	13MFA3646	M6 x 25 SHCS	Steel	M5 Hex

Carriage Bolts


	Part No.	Description	Material	Tool
	13MFA3611	M6 x 2 Carriage Bolt	Steel	N/A

Metric Fasteners: M5 x .8

Button Head Socket Cap Screws (BHSCS)


	Part No.	Description	Material	Tool
	13MFA3643	M5 x 8 BHSCS	Steel	M3 Hex
	13MFA3644	M5 x 12 BHSCS	Steel	M3 Hex
13MFA3645	M5 x 16 BHSCS	Steel	M3 Hex	

Socket Head Cap Screws (SHCS)


	Part No.	Description	Material	Tool
	13MFA3640	M5 x 8 SHCS	Steel	M4 Hex
	13MFA3641	M5 x 12 SHCS	Steel	M4 Hex
	13MFA3642	M5 x 16 SHCS	Steel	M4 Hex
13MFA3619	M5 x 20 SHCS	Steel	M4 Hex	

Metric Washers & Hex Nuts


Washers

	Part No.	Description	Material	Tool
	13MFA3622	M8 x 1.58	Steel	N/A
13MFA3620	M6 x 1.58	Steel	N/A	

Hex Nuts

	Part No.	Description	Material	Tool
	13MFA3617	M8 x 1.25	Steel	N/A
13MFA3616	M6 x 1.0	Steel	N/A	


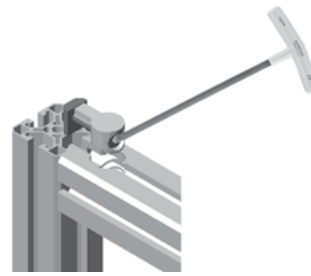
Anchor Fasteners

40 Series Anchor Fastener Assembly w/ Standard T-Nut	
Part No. 15MFAC3720 (M8 x 1.25 T-Nut)	
Very strong connection method	
Fast, easy assembly	
Corrosion resistant finish	
Zinc die casting material	
Infinite positioning along the T-slot	

Machining Required

Service No.	Description
15MA9071	15/40 Series counterbore drilling service

See page 213 for machining information




Already have the hardware? Order the anchor body separately:

Part No. **15FA3610**

Assembly Instructions



1. Insert the assembled anchor fastener into the T-slot.
2. Set the mating extrusion 90° to the joining slot.
3. Place the anchor fastener into the counterbore of the mating extrusion.
4. Be sure the extrusions are properly aligned.
5. Tighten the anchor fastener with a ball end hex wrench.

End Fasteners

40 Series End Fastener Assembly	
Part No. 15MFAC3710 (M8 x 25 screw)	
Strong 90° connection	
Ideal for tight spacing	
Creates a clean, hidden appearance	

Machining Required

Service No.	Description
(multiple)	End tap services - see pg. 247
(multiple)	Access hole services - see pg. 249



Already have the hardware? Order the end clip separately:

Part No. **15FA3615**

Assembly Instructions

1. Set the clip on the extrusion end over the tapped hole.
2. Thread the bolt into the hole, but do not fully tighten at this time.
3. Slide the bottom T-slot onto the clip of the mating extrusion.
4. Line up the access hole with the head of the bolt.
5. Tighten the end fastener with a ball end hex wrench.

SECTION 21

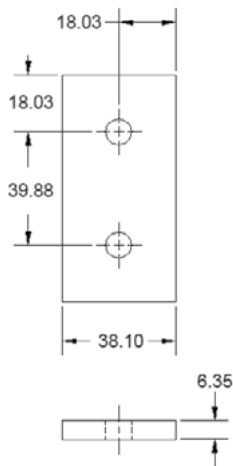
40 SERIES BRACKETS



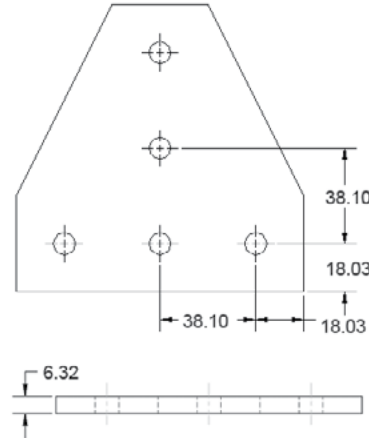
40 SERIES BRACKETS

Please review the following bolt pattern dimensions which apply to all 40 Series Corner Brackets and Joining Plates.

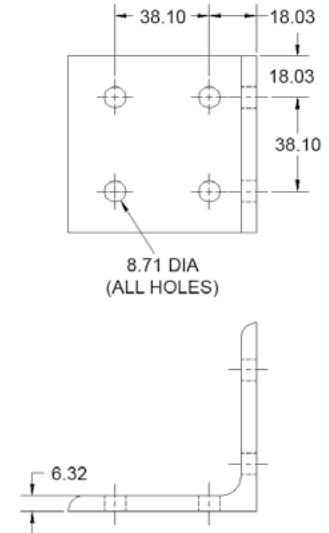
Joining Strips



Joining Plates



Corner Brackets



JOINING PLATE & CORNER BRACKET PROPERTIES	
MATERIAL	6061-T6
FINISH	CLEAR ANODIZE
HOLE DIAMETER	8.71mm



Pre-load fasteners into brackets before assembly to save time. See page 5 for details.

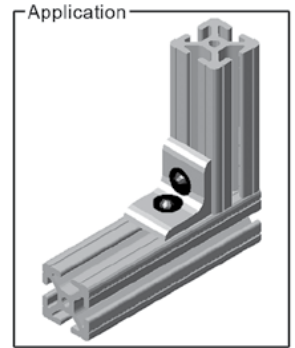
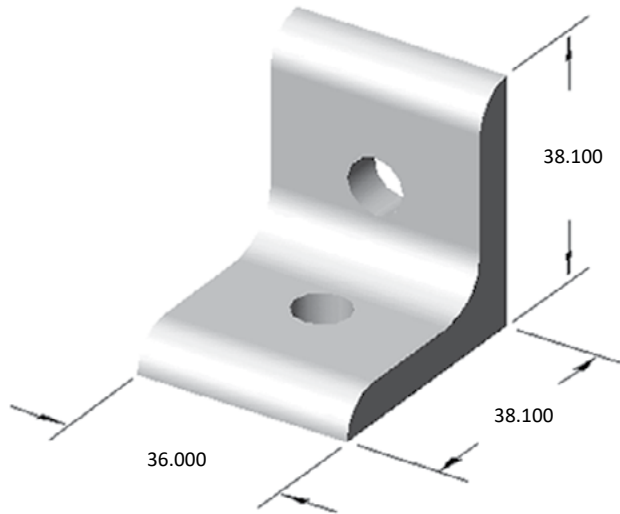
Joining Strips & Plates - used to connect two or more extrusions at various angles. Joining strips are fastened to the exterior of extrusions with a combination of T-nuts and flanged button heads.

Corner Brackets - used to connect two extrusions at 90° angles. Most corner brackets are fastened on the inside of extrusions with a combination of T-nuts and button heads.

Please see the '**recommended hardware**' boxes on the following pages to be sure you have the correct fasteners and quantities for each part.

40CB4801

2 HOLE INSIDE CORNER BRACKET



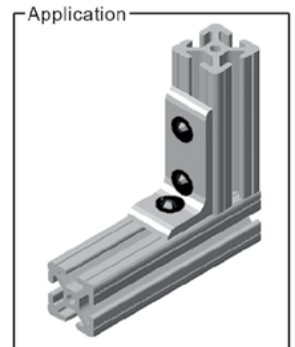
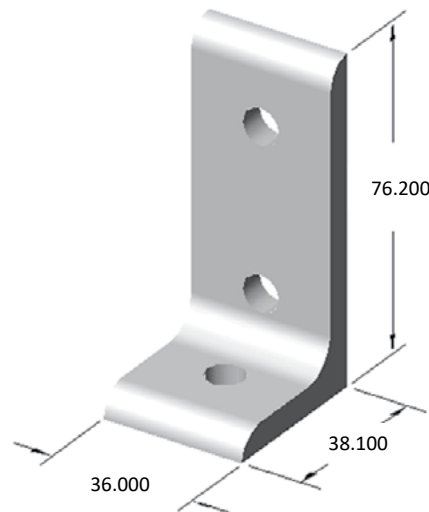
Part weight: .080 lbs

RECOMMENDED HARDWARE

QTY	DESCRIPTION	PART NO.
2	M8 x 16mm BHSCS	13MFA3613
2	M8 x 1.25 ECONOMY T-NUT	15MFA3920

40CB4802* (non-stock)

3 HOLE INSIDE CORNER BRACKET




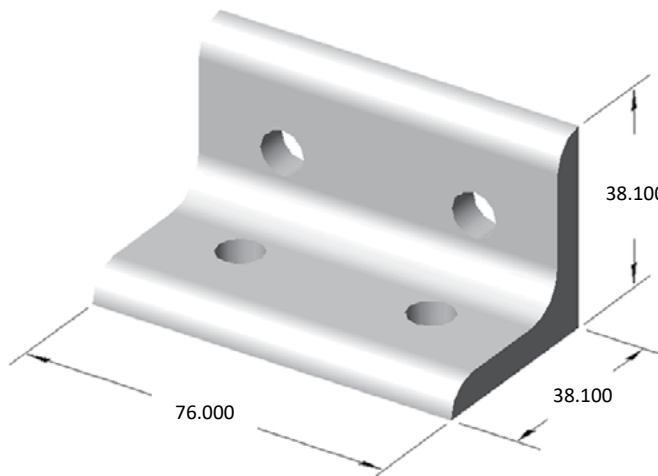
Part weight: .130 lbs

RECOMMENDED HARDWARE

QTY	DESCRIPTION	PART NO.
3	M8 x 16mm BHSCS	13MFA3613
3	M8 x 1.25 ECONOMY T-NUT	15MFA3920

40CB4803* (non-stock)

4 HOLE INSIDE CORNER BRACKET



Part weight: .175 lbs

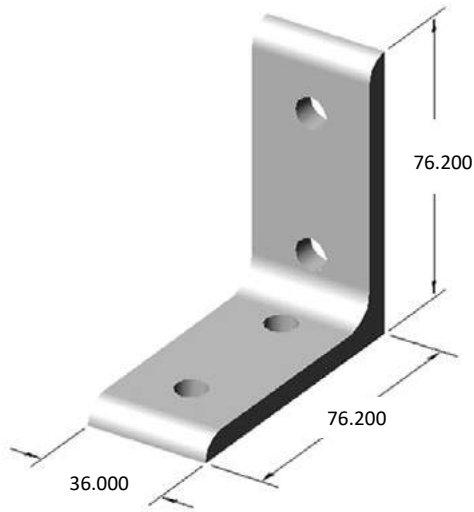
RECOMMENDED HARDWARE

QTY	DESCRIPTION	PART NO.
4	M8 x 16mm BHSCS	13MFA3613
4	M8 x 1.25 ECONOMY T-NUT	15MFA3920

40 SERIES BRACKETS

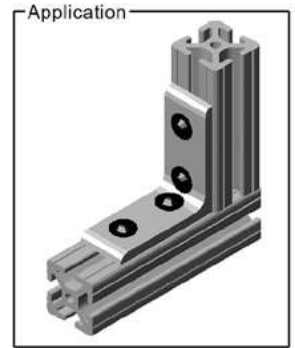
40CB4804* (non-stock)

4 HOLE INSIDE CORNER BRACKET



RECOMMENDED HARDWARE

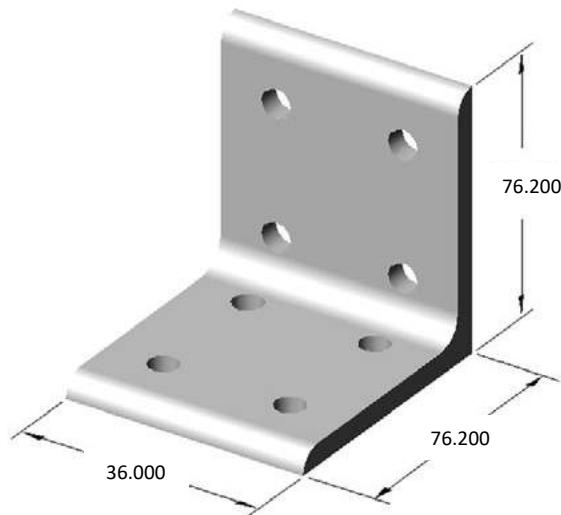
QTY	DESCRIPTION	PART NO.
4	M8 x 16mm BHSCS	13MFA3613
4	M8 x 1.25 ECONOMY T-NUT	15MFA3920



Part weight: .170 lbs


40CB4805* (non-stock)

8 HOLE INSIDE CORNER BRACKET



RECOMMENDED HARDWARE

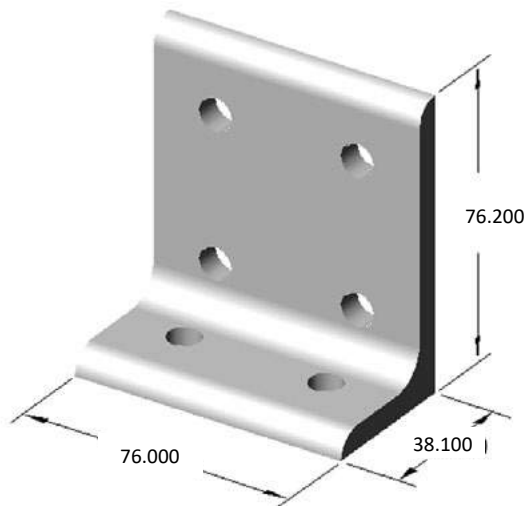
QTY	DESCRIPTION	PART NO.
8	M8 x 16mm BHSCS	13MFA3613
8	M8 x 1.25 ECONOMY T-NUT	15MFA3920



Part weight: .365 lbs


40CB4806* (non-stock)

6 HOLE INSIDE CORNER BRACKET



RECOMMENDED HARDWARE


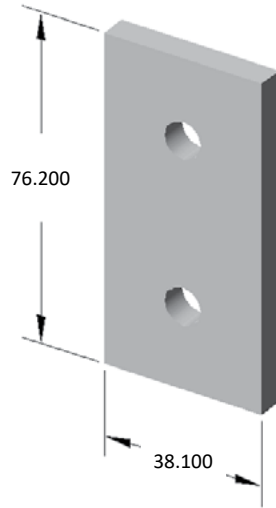
QTY	DESCRIPTION	PART NO.
6	M8 x 16mm BHSCS	
6	M8 x 1.25 ECONOMY T-NUT	



Part weight: .285 lbs

40JP4501* (non-stock)

2 HOLE JOINING STRIP




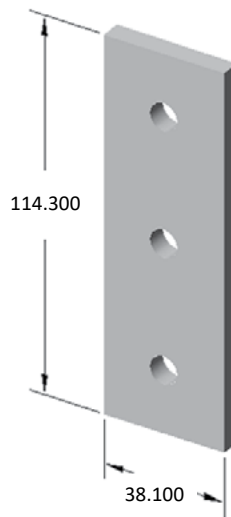
Part weight: .105 lbs

RECOMMENDED HARDWARE

QTY	DESCRIPTION	PART NO.
2	M8 x 16mm BHSCS	13MFA3613
2	M8 x 1.25 ECONOMY T-NUT	15MFA3920

40JP4502* (non-stock)

3 HOLE JOINING STRIP




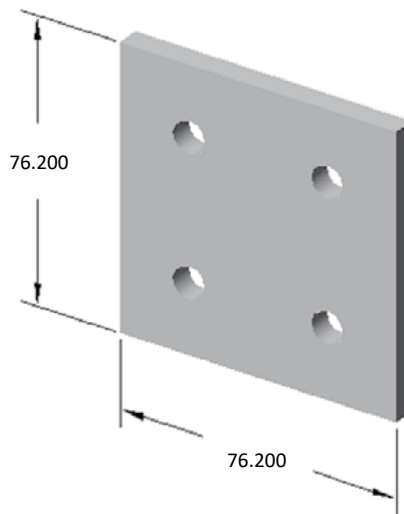
Part weight: .155 lbs

RECOMMENDED HARDWARE

QTY	DESCRIPTION	PART NO.
3	M8 x 16mm BHSCS	13MFA3613
3	M8 x 1.25 ECONOMY T-NUT	15MFA3920

40JP4504* (non-stock)

4 HOLE JOINING PLATE



Part weight: .210 lbs

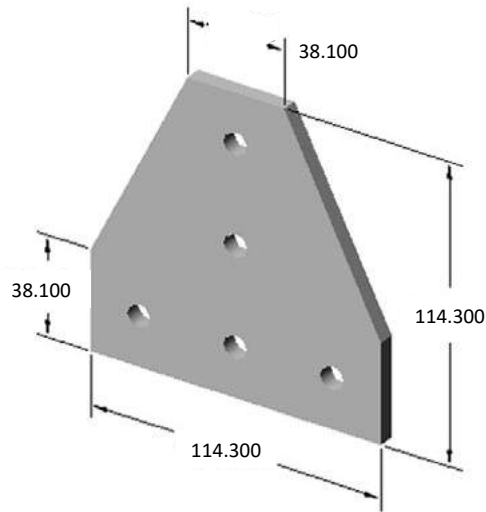
RECOMMENDED HARDWARE

QTY	DESCRIPTION	PART NO.
4	M8 x 16mm BHSCS	13MFA3613
4	M8 x 1.25 ECONOMY T-NUT	15MFA3920

40 SERIES BRACKETS

40JP4506* (non-stock)

5 HOLE TEE JOINING PLATE



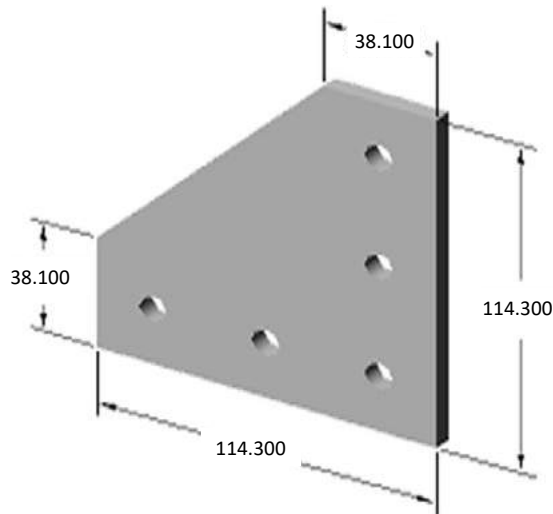
Part weight: .370 lbs

RECOMMENDED HARDWARE

QTY	DESCRIPTION	PART NO.
5	M8 x 16mm BHSCS	13MFA3613
5	M8 x 1.25 ECONOMY T-NUT	15MFA3920

40JP4507* (non-stock)

5 HOLE 90° JOINING PLATE




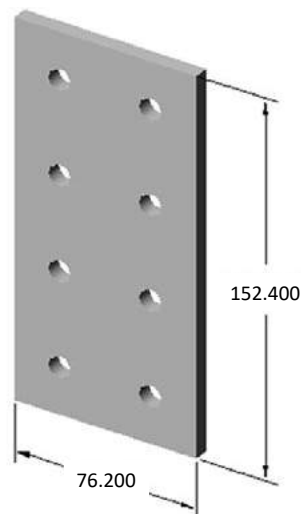
Part weight: .375 lbs

RECOMMENDED HARDWARE

QTY	DESCRIPTION	PART NO.
5	M8 x 16mm BHSCS	13MFA3613
5	M8 x 1.25 ECONOMY T-NUT	15MFA3920

40JP4509* (non-stock)

8 HOLE JOINING PLATE



Part weight: .415 lbs

RECOMMENDED HARDWARE

QTY	DESCRIPTION	PART NO.
8	M8 x 16mm BHSCS	13MFA3613
8	M8 x 1.25 ECONOMY T-NUT	15MFA3920

SECTION 22

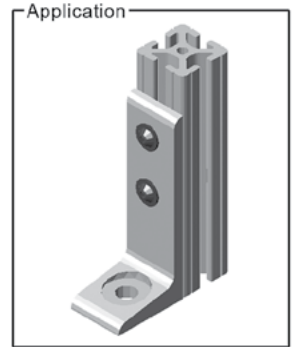
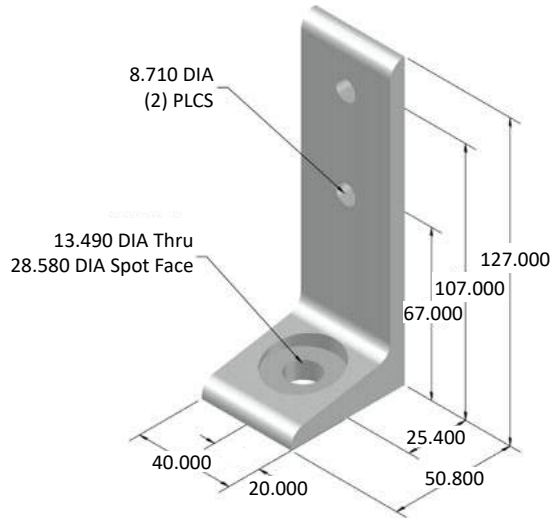
40 SERIES FLOOR TO FRAME



40 SERIES FLOOR TO FRAME

40FF5814* (non-stock)

40MM FLOOR MOUNT FOOT

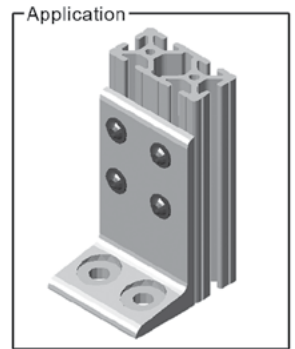
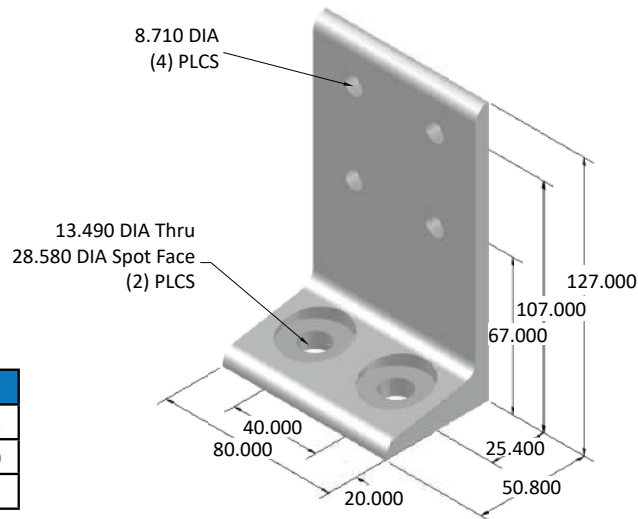


RECOMMENDED HARDWARE

QTY	DESCRIPTION	PART NO.
2	M8 x 16mm BHSCS	13MFA3613
2	M8 x 1.25 ECONOMY T-NUT	15MFA3920
1	1/2 x 3-3/4 FLOOR ANCHOR	13FA3377

40FF5816* (non-stock)

80MM FLOOR MOUNT FOOT



RECOMMENDED HARDWARE

QTY	DESCRIPTION	PART NO.
4	M8 x 16mm BHSCS	13MFA3613
4	M8 x 1.25 ECONOMY T-NUT	15MFA3920
2	1/2 x 3-3/4 FLOOR ANCHOR	13FA3377

40BP2520* (non-stock)

40MM x 80MM BASE PLATE

'A' TAP THRU = M8 x 1.25

40BP2521* (non-stock)


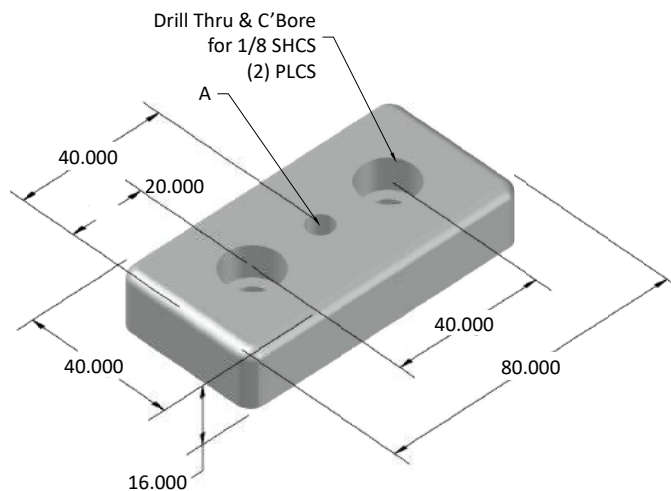
40MM x 80MM BASE PLATE

'A' TAP THRU = M10 x 1.50

40BP2522* (non-stock)

40MM x 80MM BASE PLATE

'A' TAP THRU = M12 x 1.75



SECTION 23

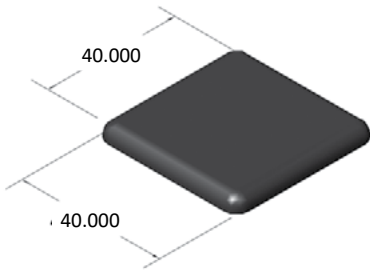
40 SERIES ACCESSORIES



40 SERIES ACCESSORIES

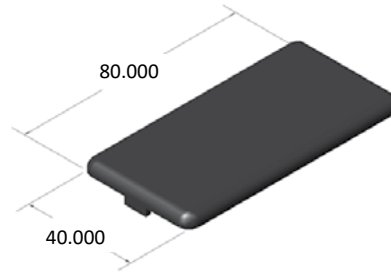
40AC7925

40MM x 40MM ENDCAP




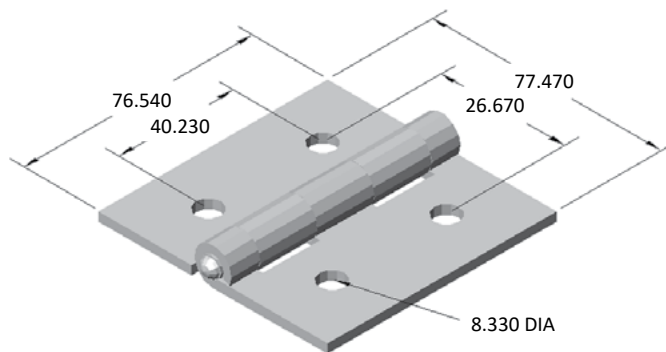
40AC7930

40MM x 80MM ENDCAP



40HI8530* (non-stock)

METAL HINGE



- Black powder coated steel

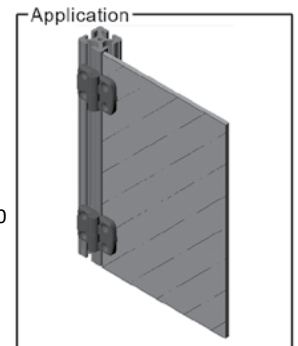
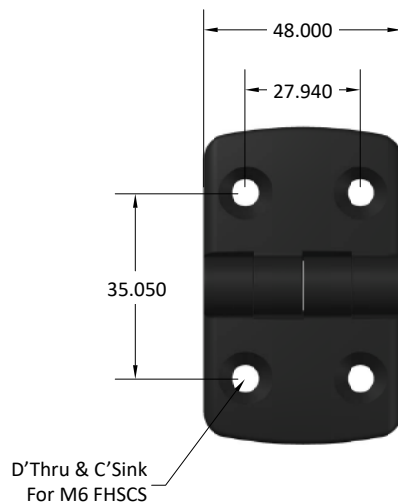
RECOMMENDED HARDWARE

QTY	DESCRIPTION	PART NO.
4	M8 x 12mm BHSCS	13MFA3607
4	M8 x 1.25 ECONOMY T-NUT	15MFA3920

40HI8540* (non-stock)

PLASTIC HINGE


- ⚠ Not to be used to hinge two extrusions together



- Hardware included
- Black fiberglass reinforced nylon

SECTION 24

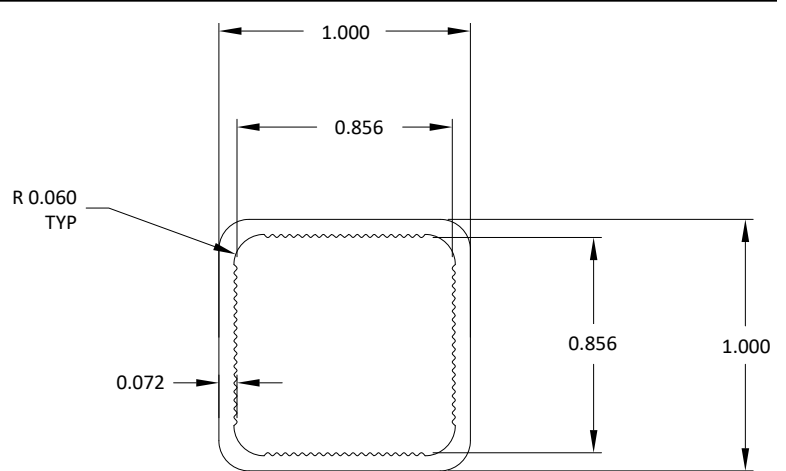

FAZ-TUBE



13FT9000

1.0" X 1.0" SQUARE FAZ-TUBE

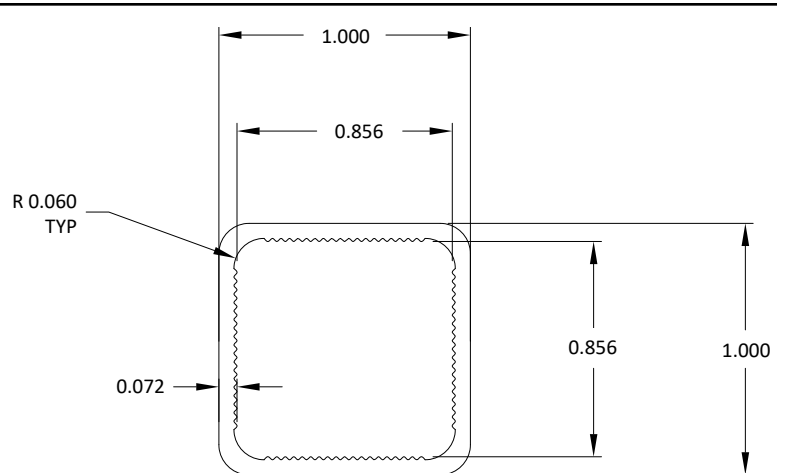

13FT9000 SQUARE FAZ-TUBE	
MATERIAL	6063-T6
FINISH	CLEAR ANODIZE
WEIGHT PER FOOT	0.27
STOCK LENGTHS	97" +/- .125
	145" +/- .125
ESTIMATED AREA	0.2228 SQ. IN.



13FT9000-BLK

1.0" X 1.0" SQUARE FAZ-TUBE

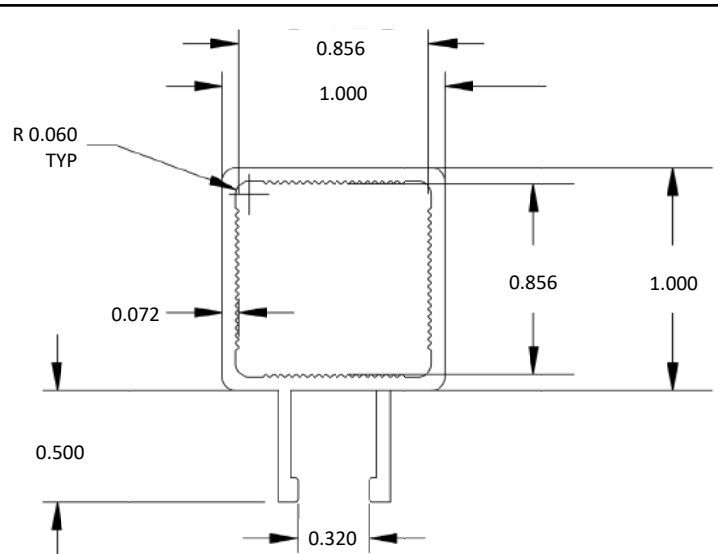

13FT9000 SQUARE FAZ-TUBE	
MATERIAL	6063-T6
FINISH	BLACK ANODIZE
WEIGHT PER FOOT	0.27
STOCK LENGTHS	145" +/- .125
ESTIMATED AREA	0.2228 SQ. IN.



13FT9025

1.0" X 1.0" SINGLE FLANGE FAZ-TUBE

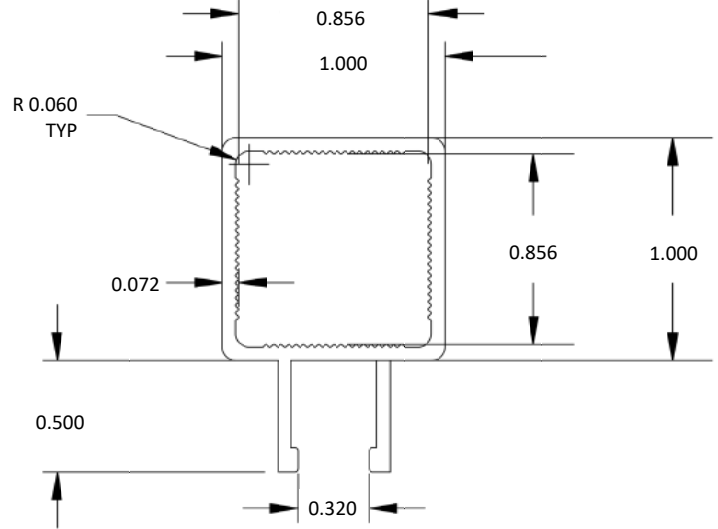

13FT9025 SINGLE FLANGE FAZ-TUBE	
MATERIAL	6063-T6
FINISH	CLEAR ANODIZE
WEIGHT PER FOOT	0.35 LBS
STOCK LENGTHS	97" +/- .125
	145" +/- .125
ESTIMATED AREA	0.2889 SQ. IN.



13FT9025-BLK

1.0" X 1.0" SINGLE FLANGE FAZ-TUBE

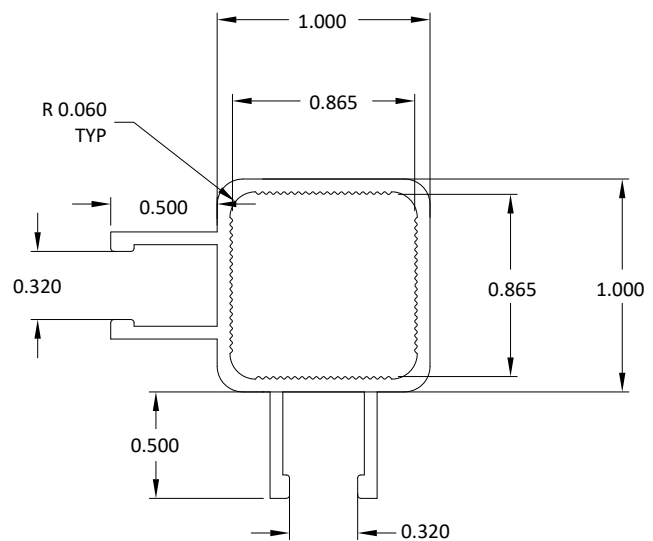

13FT9025 SINGLE FLANGE FAZ-TUBE	
MATERIAL	6063-T6
FINISH	BLACK ANODIZE
WEIGHT PER FOOT	0.35 LBS
STOCK LENGTHS	97" +/- .125
	145" +/- .125
ESTIMATED AREA	0.2889 SQ. IN.



13FT9030

1.0" X 1.0" DOUBLE FLANGE FAZ-TUBE

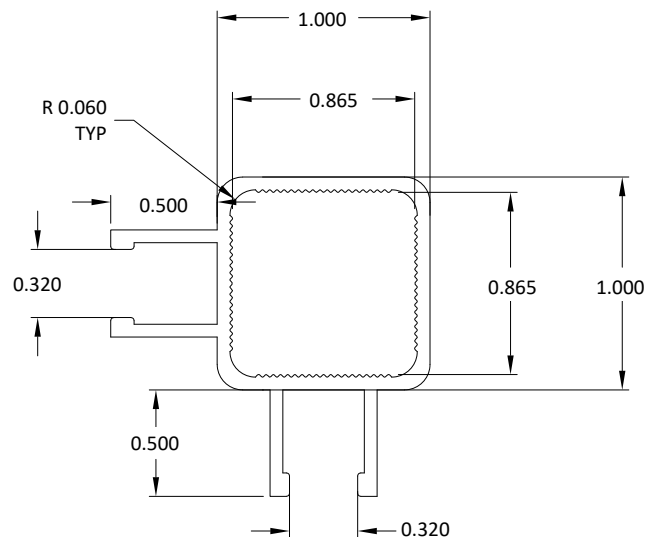

13FT9030 DOUBLE FLANGE FAZ-TUBE	
MATERIAL	6063-T6
FINISH	CLEAR ANODIZE
WEIGHT PER FOOT	0.43 LBS
STOCK LENGTHS	97" +/- .125
	145" +/- .125
ESTIMATED AREA	0.3550 SQ. IN.



13FT9030-BLK

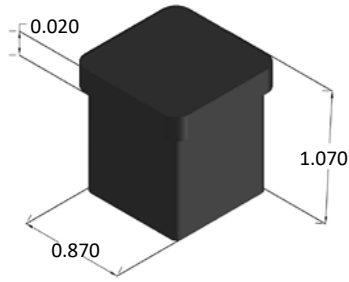
1.0" X 1.0" DOUBLE FLANGE FAZ-TUBE

13FT9030 DOUBLE FLANGE FAZ-TUBE	
MATERIAL	6063-T6
FINISH	BLACK ANODIZE
WEIGHT PER FOOT	0.43 LBS
STOCK LENGTHS	145" +/- .125
ESTIMATED AREA	0.3550 SQ. IN.



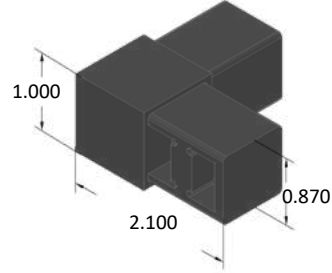
13FT9201

1" ENDCAP



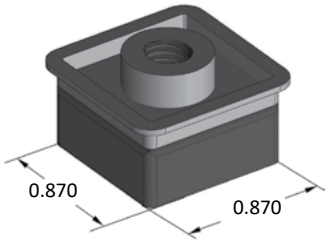
13FT9220

1" 90° CONNECTOR



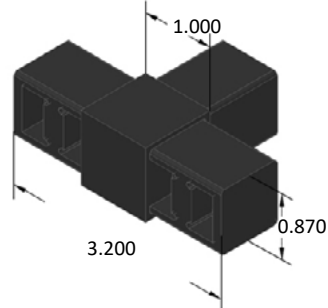
13FT9223

1/4-20 METAL THREADED INSERT



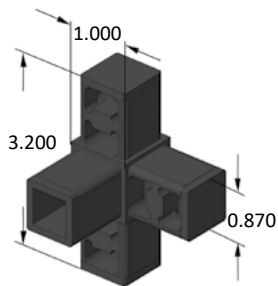
13FT9230

1" TEE CONNECTOR



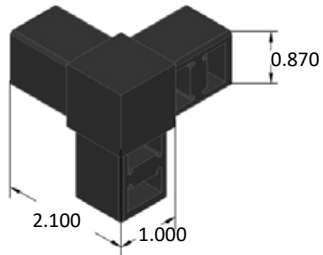
13FT9245

1" 4-WAY CONNECTOR



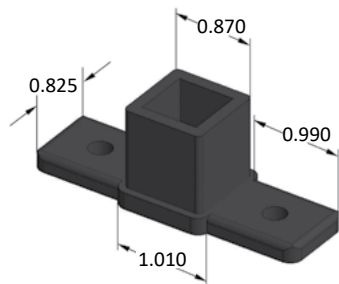
13FT9250

1" 3-WAY CONNECTOR



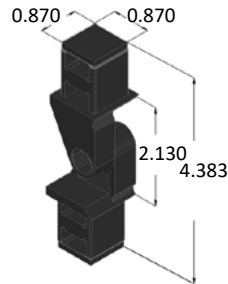
13FT9253

1" STRAIGN BASE CONNECTOR



13FT9295

1" HINGE



Access Hole (machining service)

15 Series..... 28
 10 Series..... 148
 40 Series..... 206

Achor Fastener

15 Series..... 27
 10 Series..... 147
 40 Series..... 205

Base Plate

15 Series..... 108
 10 Series..... 194
 40 Series..... 222

Bracket

Gusset Corner Bracket
 15 Series..... 51
 10 Series..... 163
 90° Corner Bracket
 15 Series..... 44
 13 Series..... 129
 10 Series..... 159
 40 Series..... 217

Butt Fastener

15 Series..... 41

Caster..... 118

Connector.....

15 Series..... 41
 Faz-tube..... 228

Corner Bracket (see 'Bracket')

Counterbore (machining service)

15 Series..... 31
 10 Series..... 147
 40 Series..... 205

Cover

Anti-Skid..... 91
 T-Slot
 15 Series..... 92
 10 Series..... 187

Deadbolt Latch (see 'Latch')

Door Seal..... 92

Drill Jig

15 Series..... 105
 10 Series..... 191

Drop-In T-Nut (see T-Nut)

Endcap

15 Series..... 90
 10 Series..... 186
 40 Series..... 224
 Faz-Tube..... 228

End Fastener

15 Series..... 41
 10 Series..... 156
 40 Series..... 213

Extrusion Profiles

15 Series..... 17
 10 Series..... 142
 40 Series..... 202
 Faz-Tube..... 225

Floor Mount Base Plate

15 Series..... 113
 10 Series..... 195

Floor Mount Foot

15 Series..... 112
 10 Series..... 197
 40 Series..... 222

Gasket

Panel

15 Series..... 92
 10 Series..... 187

Plastic

15 Series..... 92

Door

15 Series..... 92

Gusset Corner Bracket (see 'Bracket')

Handle

Plastic Door..... 132
 Ratcheting
 15 Series..... 84
 Locking/Non-Locking Door
 15 Series..... 93
 10 Series..... 191

Hinge

Plastic

15 Series..... 73
 40 Series..... 224

Nylon

15 Series..... 77

10 Series.....	176	10 Series.....	146
13 Series.....	131	40 Series.....	204
Faz-Tube.....	225		
Aluminum		Magnetic Latch (see 'Latch')	
15 Series.....	72	Manifold	
10 Series.....	174	15 Series.....	101
Lift-Off		Mesh (see 'panels')	
15 Series.....	73	Mesh Retainer (see 'retainer')	
10 Series.....	176	Miter Cut	
13 Series.....	131	15 Series.....	30
Butt		10 Series.....	150
15 Series.....	70	40 Series.....	207
10 Series.....	174	Panel Mount Block	
		15 Series.....	96
Pivot		10 Series.....	189
15 Series.....	76	Panel Retainer (see 'Retainer')	
10 Series.....	183	Panel	
Joining Plate		Polycarbonate.....	123
15 Series.....	56	PVC.....	123
10 Series.....	165	Wire Mesh.....	123
40 Series.....	219	Pivot Nub	
		15 Series.....	76
Joining Strip		10 Series.....	178
15 Series.....	54	Retainer	
10 Series.....	164	Mesh	
13 Series.....	130	15 Series.....	98
40 Series.....	219	10 Series.....	189
		Panel	
Latch		15 Series.....	95
Ball		10 Series.....	189
15 Series.....	94	Rubber Stop.....	128
10 Series.....	188	Slam Latch (see 'Latch')	
13 Series.....	138	Supports, 45°	
Deadbolt		15 Series.....	69
15 Series.....	94	10 Series.....	177
10 Series.....	188	T-Anchor Fastener.....	41
Magnetic		T-Nut	
15 Series.....	95	15 Series.....	34
10 Series.....	188	10 Series.....	153
Slam		40 Series.....	211
15 Series.....	93	Tool Hanger	
Leveling Foot.....	122	15 Series.....	104
Living Pivot Hinge (see 'Hinge')		10 Series.....	187
Machining Services			
15 Series.....	25		

PART INDEX

Part Number	Page
10AC7401	196
10AC7630	191
10AC7632	191
10AC7634	191
10AC7730	191
10AC7732	191
10AC7734	191
10AC7736	191
10AC7750	192
10AC7751	192
10AC7753	192
10AC7760	192
10AC7762	193
10AC7800	192
10AC7806	195
10AC7807*	194
10AC7810	194
10AC7814*	195
10AC7817*	195
10AC7820	194
10AC7901	143
10AC7902	143
10AC7950	196
10AC7953*	196
10AC7955	196
10AC7976	193
10AC7980	193
10BP2560	201
10BP2564*	201
10BP2565	201
10BP2566*	201
10BP2567*	201
10BP2568	201
10BP2569*	201
10BP2570*	202
10BP2571*	202
10BP2572*	202
10BP2573*	202
10BP2575*	200
10BP2576*	200
10BP2577*	200
10BP2578*	200
10BP2579*	201
10BP2588	199
10BP2589	199
10CB4100	164
10CB4101	168
10CB4102	165

Part Number	Page
10CB4103	165
10CB4104	165
10CB4105	168
10CB4106	166
10CB4107	169
10CB4108	169
10CB4113*	167
10CB4117*	168
10CB4121*	166
10CB4221	164
10CB4223*	166
10CB4224*	167
10CB4225*	167
10CB4226	164
10EX1010	147
10EX1020	147
10EX1030	147
10EX2020	148
10FA3100	158
10FA3101	158
10FA3102	158
10FA3103	158
10FA3104	158
10FA3121	158
10FA3122	158
10FA3123	158
10FA3124	158
10FA3125	158
10FA3128	158
10FA3129	158
10FA3130	158
10FA3700	161
10FA3705	161
10FAC3750	161
10FAC3755	161
10FF5611	202
10FF5612	203
10FF5613*	203
10FF5820*	204
10FF5821*	204
10FF5823	205
10HI7810	179
10HI7820	180
10HI7821	180
10HI8215	179
10HI8216	179
10HI8300	183
10HI8302	184

Part Number	Page
10HI8304	184
10HI8306	181
10HI8308	182
10HI8310	182
10HI8312	182
10HI8313	185
10HI8315	183
10HI8317	184
10HI8320	185
10HI8321*	187
10HI8322*	187
10HI8323*	187
10HI8324*	187
10HI8325*	187
10HI8326*	187
10HI8327*	187
10HI8328*	187
10HI8329*	188
10HI8330*	188
10HI8331*	188
10HI8332*	188
10HI8333*	188
10HI8334*	188
10HI8335*	188
10HI8336*	188
10HI8337*	188
10HI8338	183
10HI8339*	187
10HI8350	186
10HI8351	185
10HI8352	186
10HI8353*	189
10HI8355*	189
10HI8357*	189
10HI8359*	189
10HI8361*	189
10HI8363*	189
10HI8365*	189
10HI8367*	189
10HI8370*	189
10HI8372*	189
10JP4201	169
10JP4202	170
10JP4203	171
10JP4204	173
10JP4205	172
10JP4207*	172
10JP4208	171

Part Number	Page
10JP4209*	173
10JP4210*	176
10JP4211*	176
10JP4212*	175
10JP4213	170
10JP4214*	174
10JP4216*	173
10JP4217*	174
10JP4218*	175
10JP4220*	174
10JP4226*	172
10JP4227*	175
10JP4229*	171
10JP4230	170
10MA9000	151
10MA9001	151
10MA9002	151
10MA9003	151
10MA9010	151
10MA9020	153
10MA9021	153
10MA9022	153
10MA9025	155
10MA9026	155
10MA9027	155
10MA9030	155
10MA9031	155
10MA9032	155
10MA9033	155
10MA9035	152
10MA9051	151
10MA9052	151
10MA9053	151
10MA9054	151
10MA9055	151
10MA9056	151
10MA9058	151
10MA9072	154
10MA9083	130
10MA9084	130
10MA9085	130
10MFA3125	158
10MFA3201	158
10MFA3202	158
10MFA3203	158
10MFA3925	158
10QE1010	148
10QE1010-BLK	148

Part Number	Page
10SP1801	177
10SP1802	177
10SP1803	177
10SP1804	177
10SP1805	177
10SP1806	177
10SP1811	177
10SP1812	177
10SP1813	177
10SS7000*	141
10SS7001	141
10SS7002*	141
10SS7003	141
10SS7004	142
10SS7007	141
10SS7008	141
10SS7009	141
10SS7011	141
10SS7012	141
10SS7013	141
10SS7014	141
10SS7015	141
10SS7016	141
10SS7017	141
10SS7018	141
10SS7021	141
10SS7022	141
10SS7023	143
13AC2101	139
13AC2102	139
13AC7268	133
13AC7300	137
13AC7301	137
13AC7302	137
13AC7305*	137
13AC7309	132
13AC7327*	137
13AC7364	138
13AC7500*	132
13AC7501*	132
13AC7502*	132
13AC7503*	132
13AC7504*	132
13AC7505*	132
13AC7506*	132
13AC7507*	132
13AC7508*	132
13AC7509*	132

Part Number	Page
13AC7510*	132
13AC7511*	132
13AC7607*	138
13AC7609*	138
13AC7702	131
13AC7720	143
13AC7722	144
13AC7800	138
13AC7816	133
13AC8700*	133
13CA8100	123
13CA8101	123
13CA8102	123
13CA8103	123
13CA8104*	125
13CA8105*	125
13CA8106*	125
13CA8107*	125
13CA8108*	124
13CA8110*	124
13CA8113	124
13CA8114*	124
13CA8115*	123
13CA8116*	123
13CA8118	126
13CA8120*	126
13CA8124*	126
13CA8145*	125
13CB5000*	134
13CB5001*	134
13CB5002	134
13CP0082*	128
13CP0400	139
13CP0401	139
13EDS1010	140
13EDS1012	140
13EDS1014	140
13EDS1016	140
13EDS1018	140
13EDS1020	140
13EDS1022	140
13EDS1024	140
13EDS1026	140
13EDS1028	140
13FA3110	40
13FA3111	40
13FA3112	41
13FA3113	41

Part Number	Page
13FA3117	41
13FA3122	41
13FA3126	40
13FA3127	40
13FA3128	41
13FA3129	41
13FA3300	40
13FA3301	40
13FA3302	40
13FA3303	40
13FA3304	40
13FA3305	40
13FA3306	40
13FA3308	40
13FA3309	40
13FA3310	40
13FA3311	40
13FA3313	40
13FA3316	41
13FA3319	39
13FA3321	39
13FA3322	39
13FA3323	39
13FA3324	39
13FA3325	39
13FA3326	39
13FA3327	39
13FA3328	39
13FA3329	39
13FA3330	39
13FA3331	39
13FA3332	40
13FA3334	40
13FA3335	39
13FA3336	40
13FA3337	39
13FA3338	39
13FA3342	39
13FA3340	39
13FA3350	41
13FA3351	41
13FA3352	41
13FA3353	39
13FA3354	39
13FA3360	40
13FA3362	40
13FA3365	39
13FA3374	41

Part Number	Page
13FA3376	41
13FA3377	41
13FA3600	39
13FA3602	39
13FA3603	39
13FA3604	39
13FA3607	41
13FA3608	41
13FA3609	41
13FA3610	41
13FA3611	41
13FA3612	40
13FA3700	41
13FA3701	41
13FA3704	41
13FA3705	41
13FA3706	40
13FA3707	41
13FA3708	40
13FA3709	40
13FA3710	39
13FA3712	41
13FA3715	41
13FA3716	41
13FA3745	41
13FA3746	41
13FA3747	41
13FF8113*	127
13FF8114*	127
13FF8115*	127
13FF8116*	127
13FF8117	127
13FF8118	127
13FF8119	127
13FF8120*	127
13FF8122	127
13FF8126	127
13FF8128	127
13FF8129	127
13FF8131	127
13FF8132	127
13FF8133	127
13FT9000	247
13FT9000-BLK	247
13FT9025	247
13FT9025-BLK	248
13FT9030	248
13FT9030-BLK	248

PART INDEX

Part Number	Page
13FT9201	249
13FT9220	249
13FT9223	249
13FT9230	249
13FT9245	249
13FT9250	249
13FT9253	249
13FT9295	249
13HI8100	136
13HI8101	136
13HI8104	136
13JP6000*	135
13JP6001*	135
13JP6002	135
13MA9080	34
13MA9081	34
13MA9088	34
13MA9089	34
13MA9090	34
13MA9091	34
13MA9092	34
13MA9094	34
13MA9095	34
13MA9097	34
13MFA3600	42
13MFA3602	42
13MFA3605	42
13MFA3606	42
13MFA3607	42
13MFA3608	42
13MFA3609	42
13MFA3610	42
13MFA3611*	42
13MFA3612	42
13MFA3613	42
13MFA3614*	42
13MFA3615	42
13MFA3616	43
13MFA3617	43
13MFA3618	42
13MFA3619	43
13MFA3620	43
13MFA3621	42
13MFA3622	43
13MFA3624	42
13MFA3640	43
13MFA3641	43
13MFA3642	43

Part Number	Page
13MFA3643	43
13MFA3644	43
13MFA3645	43
13MFA3646	42
13MFA3647	42
13MFA3649	42
13MFA3650	42
13MFA3651	42
13MFA3652	42
13MFA3653	42
13MFA3654	42
13MFA3655	42
13MFA3656	42
13MFA3657	42
13PA8309	128
13PA8310	128
13PA8311	128
13PA8312	128
13PA8313	128
13PA8314	128
13PA8320	128
13PA8321	128
13PA8322	128
13PA8324	128
13PA8326	128
13PA8340*	128
13PA8341*	128
13PA8342*	128
13PA8343*	128
13PA8344*	128
13PA8345*	128
13PA8346*	128
13PA8347*	128
13PA8380	128
13PA8386	128
13SS8001	142
13TL1201	145
13TL1202	145
13TL1203	145
13TL1206	145
13TL1207	145
13TL1208	145
13TL1210*	145
13TL1301*	145
13TL1302*	145
13TL1303*	145
13TL1306*	145
13TL1307*	145

Part Number	Page
13TL1308*	145
13TL1401*	145
13TL1402*	145
13TL1501*	145
13TL1502*	145
13TL1801*	145
13TL1802*	145
15AC7105	103
15AC7105-BLK	103
15AC7110	100
15AC7113	101
15AC7117	104
15AC7118*	105
15AC7119	104
15AC7119-BLK	105
15AC7305	108
15AC7310	97
15AC7500*	110
15AC7501*	110
15AC7502*	110
15AC7825	95
15AC7830	95
15AC7832	95
15AC7840	95
15AC7925	95
15AC7930	95
15AC7932	95
15AC7934	95
15AC7940	95
15AC7946	95
15AC7950	98
15AC7951*	98
15AC7953*	98
15AC7955	98
15AC7956	98
15AC7966	98
15AC7972	108
15AC7976	100
15AC7980	99
15AC8702	101
15AC8705	101
15AC8706	106
15AC8707	106
15AC8708*	107
15AC8709	106
15AC8710*	107
15AC8711*	107
15AC8712	106

Part Number	Page
15AC8713	106
15AC8714	106
15AC8715*	107
15AC8716*	107
15AC8717*	107
15AC8727*	108
15AC8745	99
15AC8748	101
15AC8750	96
15AC8751	96
15AC8753	96
15AC8758*	109
15AC8760	109
15AC8762	99
15AC8770	97
15AC8776	96
15AC8778	96
15AC8780	143
15AC8781	143
15AC8782	97
15AC8800	102
15AC8801	102
15AC8802	102
15AC8850	100
15AC8852	100
15BP2500	113
15BP2501	113
15BP2502	114
15BP2503	114
15BP2550*	115
15BP2551*	115
15BP2552*	116
15BP2553	117
15BP2561	115
15BP2562	115
15BP2563*	116
15BP2564*	115
15BP2580	115
15BP2583	116
15BP2584*	116
15BP2585	116
15BP2587*	116
15BP2588*	117
15BP2589*	117
15BP2590*	117
15CB4000	48
15CB4000-BLK	48
15CB4001	48

Part Number	Page
15CB4002	49
15CB4003*	49
15CB4004*	49
15CB4005	50
15CB4801	50
15CB4801-BLK	50
15CB4802	51
15CB4803	51
15CB4803-BLK	51
15CB4804	52
15CB4804-BLK	52
15CB4805	52
15CB4806	53
15CB4808*	53
15CB4811*	53
15CB4812*	54
15CB4813*	54
15CB4815	54
15CB4816*	55
15CB4840	55
15CB4840-BLK	55
15CB4841	56
15CB4842	56
15CB4843	56
15CB4844*	57
15CB4846	57
15CB4870	57
15EX1515	17
15EX1515L	17
15EX1515UL	17
15EX1530	18
15EX1530L	18
15EX1545L	18
15EX3030	19
15EX3030L	19
15EX3060*	19
15FA3403	38
15FA3405	38
15FA3501	38
15FA3502	38
15FA3503	38
15FA3504	38
15FA3505	38
15FA3506	38
15FA3507	38
15FA3509	38
15FA3510	38
15FA3511	38

Part Number	Page
15FA3513	38
15FA3520	38
15FA3522	38
15FA3532	38
15FA3534	38
15FA3536	38
15FA3538	38
15FA3540	38
15FA3542	38
15FA3544	38
15FA3600	38
15FA3602	38
15FA3603	38
15FA3610	44
15FA3615	45
15FA3620	29
15FAC3865	45
15FAC3880	44
15FAC3882	44
15FAC3884	44
15FAC3886	45
15FAC3888	44
15FAC3890	43
15FAC3894	45
15FF5814	117
15FF5814-BLK	118
15FF5815*	118
15FF5816	118
15FF5818*	119
15FF5830	119
15FF5833	120
15FF5835	119
15FF5838*	120
15HI8514	75
15HI8515	76
15HI8518	75
15HI8527*	75
15HI8550*	76
15HI8700	76
15HI8704	78
15HI8712	76
15HI8725	78
15HI8726	78
15HI8755	77
15HI8756	77
15HI8757	77
15HI8800	79
15HI8802	80

Part Number	Page
15HI8803	79
15HI8805	80
15HI8806	81
15HI8808	82
15HI8810	82
15HI8812	81
15HI8814	81
15HI8816	79
15HI8820*	85
15HI8821*	85
15HI8822*	85
15HI8823*	85
15HI8824*	85
15HI8825*	85
15HI8826*	85
15HI8827*	85
15HI8828*	85
15HI8829*	84
15HI8830*	84
15HI8831*	84
15HI8832*	84
15HI8833*	84
15HI8834*	84
15HI8835*	84
15HI8836*	84
15HI8837*	84
15HI8850	82
15HI8852	80
15HI8860	83
15HI8861	83
15HI8862	83
15HI8863*	86
15HI8865*	86
15HI8867*	86
15HI8869*	86
15HI8871*	86
15HI8873*	86
15HI8879*	86
15HI8881*	86
15HI8883*	86
15HI8885*	86
15JP4500*	58
15JP4501	58
15JP4501-BLK	58
15JP4502	59
15JP4502-BLK	59
15JP4503	59
15JP4503-BLK	60

Part Number	Page
15JP4504	60
15JP4505	60
15JP4506	61
15JP4506-BLK	61
15JP4507	61
15JP4507-BLK	62
15JP4508	62
15JP4509	62
15JP4510	63
15JP4511*	63
15JP4512*	63
15JP4513*	64
15JP4514*	64
15JP4515*	64
15JP4516*	65
15JP4517*	65
15JP4518*	65
15JP4519*	66
15JP4520	66
15JP4521*	66
15JP4522*	67
15JP4523*	67
15JP4524*	67
15JP4525*	68
15JP4526*	68
15JP4527	68
15JP4528*	69
15JP4529*	69
15JP4530*	69
15JP4531*	70
15JP4532*	70
15JP4533*	70
15JP4534	71
15JP4535*	71
15JP4536*	71
15JP4537*	72
15JP4538*	72
15LM1515	91
15LM8500	92
15LM8520	89
15LM8530	90
15LM8532	90
15LM8536	90
15LM8540*	89
15LM8544*	91
15LM8546*	91
15LM8550	80
15MA9006	29

PART INDEX

Part Number	Page
15MA9007	29
15MA9008	29
15MA9009	29
15MA9011	29
15MA9020	29
15MA9021	29
15MA9022	29
15MA9023	29
15MA9024	29
15MA9040	29
15MA9046	29
15MA9047	29
15MA9050	29
15MA9051	29
15MA9052	29
15MA9053	29
15MA9054	29
15MA9055	29
15MA9056	29
15MA9057	29
15MA9058	29
15MA9059	29
15MA9060	32
15MA9061	32
15MA9062	34
15MA9063	34
15MA9065	34
15MA9066	34
15MA9067	34
15MA9068	34
15MA9069	34
15MA9071	31
15MA9072	33
15MA9073	32
15MA9074	30
15MA9077	29
15MA9083	34
15MA9084	34
15MA9085	34
15MA9097	130
15MFA3802	38
15MFA3803	38
15MFA3804	38
15MFA3900	38
15MFA3902	38
15MFA3920	38
15MFA3921	38
15MFA3922	38

Part Number	Page
15MFA3923	38
15MFA3925	38
15MFA3926	38
15MFA3928	38
15MFA3938	38
15MFAC3710	45
15MFAC3720	44
15MFAC3728	44
15QE1515	20
15QE1515-BLK	20
15QE1515L	20
15QE1515L-BLK	21
15QE1515UL	21
15QE1515UL-BLK	21
15QE1517L	22
15QE1530	22
15QE1530L	22
15QE1530L-BLK	23
15QE1545	23
15QE3030	23
15QE3030L	24
15QE3060	24
15QEA1515L	24
15QEB1515L	25
15QEM1515L	25
15QET1515L	25
15SM1515L	26
15SP1850	73
15SP1851	73
15SP1852	73
15SP1853	73
15SP1854	73
15SP1855	73
15SP1856	73
15SP1857	73
15SP1860	73
15SP1861	73
15SP1862	73
15SP1863	73
15SP1865	73
15SP1866	73
15SP1867	73
15SP1868	73
15SP1870	73
15SP1871	73
15SP1872	73
15SP1873	73
15SP1874	73

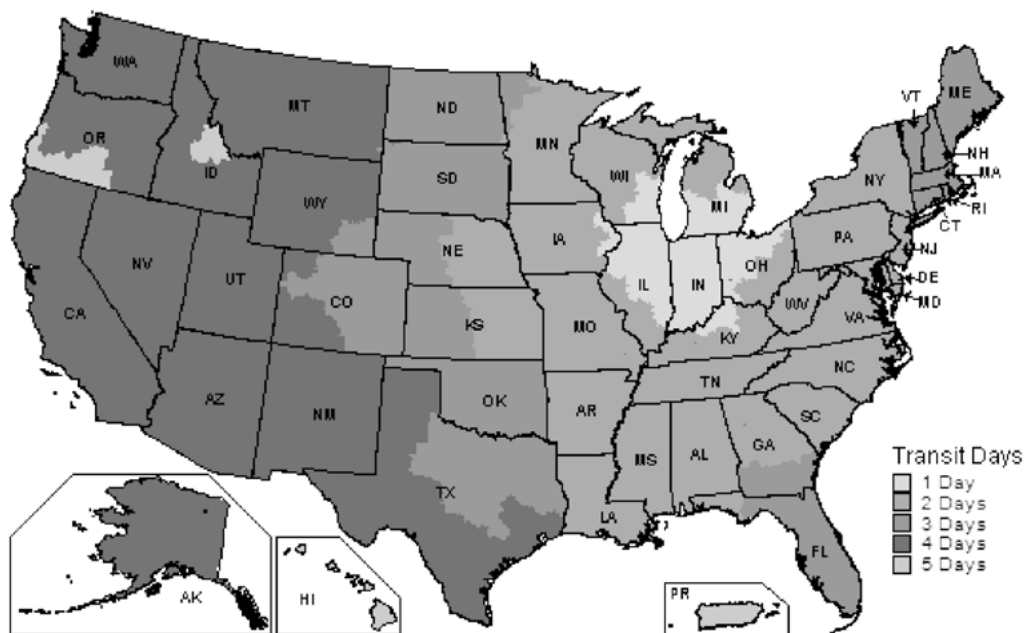
Part Number	Page
15SP1875	73
15SP1876	73
15SP1877	73
15SP1878	73
15SP1879	73
15SP1880	73
15SP1881	73
15SP1882	73
15SP1883	73
15SP1884	73
15SP1885	73
15SS8000*	141
15SS8001	141
15SS8002	141
15SS8003	141
15SS8004	142
15SS8005	142
15SS8008	141
15SS8009	141
15SS8010	141
15SS8011	141
15SS8012	141
15SS8015	141
15SS8016	141
15SS8018	141
15SS8019	142
15SS8020	141
15SS8035	141
15SS8043	143
15SS8045	142
15SS8048	141
40AC7925	229
40AC7930	229
40BP2520*	227
40BP2521*	227
40BP2522*	227
40CB4801	222
40CB4802*	222
40CB4803*	222
40CB4804*	223
40CB4805*	223
40CB4806*	223
40QE4040UL	207
40QE4080UL	207

*** Non-stock Parts**

Part Number	Page
40FF5814*	227
40FF5816*	227
40HI8530*	229
40HI8540*	229
40JP4501*	224
40JP4502*	224
40JP4504*	224
40JP4506*	225
40JP4507*	225
40JP4509*	225
75DS7516	140
75DS7518	140
75DS7520	140
75DS7522	140
75DS7524	140
75DS7526	140
75DS7528	140
75DS7530	140
75DS7532	140
75DS7536	140
75DS7540	140
75DS7548	140

Please call Faztek for lead-time information on all non-stock parts listed in this catalog.

Standard UPS Delivery



UPS and the UPS brandmark are registered trademarks that are used with permission by its owner, United Parcel Service of America, Inc. All rights reserved.

Shipping Information

Faztek has strong relationships with several reliable shipping carriers. Please call Faztek for carrier recommendations.

1. Small Packages:

Guidelines for shipping via UPS

- Any package shorter than 100"
- No skids
- 150 lbs per box maximum
- Any panel(s) with a girth size of less than 130"
Girth = length + (width * 2) + (height * 2)

2. LTL Carriers

Guidelines for shipping via LTL

- Skids under 120" x 90" x 86"
- No skids taller than the width of the skid



Our Mission

Faztek, LLC recognizes that our primary mission is to provide our customers with custom industrial solutions through innovative designs, quality products, and dependable service within a reasonable time frame at an appropriate price. We also recognize that our primary asset is our employees and accordingly, we provide them with quality training, innovative techniques, and appropriate advancement opportunities.

Our Story

Faztek has evolved from a standard commodity aluminum extrusion supplier into a full-service industrial solutions provider. By expanding our product offering, we have been able to offer quality service and multiple types of products that can be combined and customized to meet specific customer needs. We work directly with customers to create truly custom designs every time.

The benefit of using Faztek's service not only includes our turnkey services that will help you through every step of your products life cycle, but our friendly and knowledgeable staff is here to support you through the entire process. From the initial design through your projects final installation, we are here to help as much or as little as your team needs.